

The seal of the State of Arkansas is centered in the background. It features a central figure holding a torch and a scroll, surrounded by a circular border with the text "GREAT SEAL OF THE STATE OF ARKANSAS".

Arkansas Higher Education Coordinating Board

Regular Quarterly Meeting

April 15, 2011

Arkansas Department of Higher Education
114 East Capitol Ave., Little Rock, Arkansas 72201 (501) 371-2000

**ARKANSAS HIGHER EDUCATION
COORDINATING BOARD
REGULAR QUARTERLY MEETING**

**Arkansas State University – Mountain Home
McClure Convention Center at the
Vada Sheid Community Development Center (VSCDC)
1600 South College Street
Mountain Home, AR 72653**

SCHEDULE

Friday, April 15, 2011

**Academic Committee
8:30 a.m.**

**Finance Committee
9:15 a.m.**

**Convene Coordinating Board Meeting
*10:00 a.m.**

*Time approximate. Meeting will begin at the end of the Finance Committee meeting.

ARKANSAS HIGHER EDUCATION COORDINATING BOARD REGULAR QUARTERLY MEETING

Friday, April 15, 2011
10:00 a.m.

McClure Convention Center at the VSCDC

AGENDA

I. EXECUTIVE

- *1. Approve Minutes of the February 3, 2011 Special Meeting, February 4, 2011 Regular Meeting and February 25, 2011 Special Meeting
2. Agency Updates
3. Annual Report on Credentials Awarded (Mr. Rick Jenkins)
4. Annual Report of Student Retention and Graduation (Mr. Jenkins)
5. Annual Report on Retention and Graduation of Intercollegiate Athletes (Mr. Jenkins)
6. Annual Report on Productivity of Recently Approved Programs (Mr. Jenkins)

II. PUBLIC FORUM

- *7. Academic Challenge Scholarship (Mr. Phil Axelroth)

III. ACADEMIC

- *8. New Program: University of Arkansas at Pine Bluff
Ph.D. in Aquaculture/Fisheries (Ms. Cynthia Moten)
- *9. New Program: Ozarka College
Technical Certificate in Diesel Service Technology (Ms. Moten)
- *10. New Program: South Arkansas Community College
Associate of Applied Science and Technical Certificate in Process Technology
(Ms. Moten)

*Action item

- *11. Program Reconfiguration: University of Arkansas at Little Rock
Ph.D. in Engineering Science and Systems (Ms. Moten)
- *12. Institutional Certification Advisory Committee Report and Resolutions
(Ms. Douglas)
- 13. Letters of Notification (Ms. Moten)
- 14. Letters of Intent (Ms. Moten)

IV. FINANCE

- *15. Distribution of Mineral Lease Funds (Ms. Jackie Holloway)
- *16. Economic Feasibility of an E&G and Auxiliary Bond Issue for the University of
Arkansas, Fayetteville (Ms. Holloway)

ACADEMIC COMMITTEE

Arkansas Higher Education Coordinating Board

McClure Convention Center at the VSCDC

Friday, April 15, 2011

8:30 a.m.

Academic Committee

Dr. Charles Allen, Chair

Sarah Argue

Jodie Carter

Dr. Olin Cook

Horace Hardwick

Florine Milligan

David Leech, Ex officio

REGULAR AGENDA

- *8. New Program: University of Arkansas at Pine Bluff
Ph.D. in Aquaculture/Fisheries (Ms. Moten)

CONSENT AGENDA

- *9. New Program: Ozarka College
Technical Certificate in Diesel Service Technology (Ms. Moten)
- *10. New Program: South Arkansas Community College
Associate of Applied Science and Technical Certificate in Process Technology
(Ms. Moten)
- *11. Program Reconfiguration: University of Arkansas at Little Rock
Ph.D. in Engineering Science and Systems (Ms. Moten)
- *12. Institutional Certification Advisory Committee Report and Resolutions
(Ms. Douglas)
- 13. Letters of Notification (Ms. Moten)
- 14. Letters of Intent (Ms. Moten)

*Numbers refer to main agenda.

FINANCE COMMITTEE

**Arkansas Higher Education Coordinating Board
McClure Convention Center at the VSCDC
Friday, April 15, 2011
9:15 a.m.**

Finance Committee

Steve Luelf, Chair
Dr. Joe Bennett
Dr. Bob Burns

Bob Crafton
Kaneaster Hodges
David Leech, Ex officio

AGENDA

- *15. Distribution of Mineral Lease Funds (Ms. Jackie Holloway)
- *16. Economic Feasibility of an E&G and Auxiliary Bond Issue for the University of Arkansas, Fayetteville (Ms. Holloway)

*Numbers refer to main agenda.

ARKANSAS HIGHER EDUCATION COORDINATING BOARD
Special Meeting
February 3, 2011

Minutes of Meeting

The Arkansas Higher Education Coordinating Board held a special meeting on Thursday, February 3, 2011, at the Cooperative Extension Service Center in Little Rock. Chairman Burns called the meeting to order at 4:00 p.m. with a quorum present.

Coordinating Board present:

Dr. Bob Burns, Chair
David Leech, Vice Chair
Sarah Argue
Dr. Joe Bennett
Dr. Olin Cook
Bob Crafton
Phil Ford
Steve Luelf

Coordinating Board absent:

Jodie Carter
Bob Crafton
Dr. Dan Grant
Kaneaster Hodges

Department staff present:

Dr. Jim Purcell, Director
Senator Shane Broadway, Deputy Director
Dr. Karen Wheeler, Associate Director
Jackie Holloway, Senior Associate Director for Finance
Rick Jenkins, Associate Director for Planning and Accountability
Cynthia Moten, Associate Director for Academic Programs
Zanette Douglas, Coordinator of Institutional Certification
Brandi Hinkle, Communications Officer
Nichole Abernathy, Administrative Support

Presidents, chancellors, institutional representatives, members of the press, and guests were also present.

Chairman Burns thanked presidents and chancellors for attending the Special Board meeting despite the bad weather.

Dr. Laura Bednar, Assistant Commissioner for the Department of Education, presented information on the Common Core State Standards (CCSS) and Partnership for Assessment of Readiness for College and Careers (PARCC). Dr. Bednar explained that the CCSS initiative is a state-led effort designed to ensure students graduating from high school are prepared to go to college or enter the workforce.

Dr. Jim Purcell asked how CCSS differed from Smart Core. Dr. Bednar said that the CCSS standards are more rigorous.

Sarah Argue commented that one of the weaknesses of Smart Core is that students and parents have the option to opt out. Will they have that choice, she asked. Dr. Bednar said that neither students nor parents would have the option to opt out.

Dr. Olin Cook asked if the Department of Education is working with the institutions to prep the future teachers. Dr. Bednar said yes.

Steve Luelf questioned how we would fit this into Arkansas's culture. Dr. Bednar said that our students are in a time of technology and they will adjust.

Florine Milligan asked what strategies would be used to make parents more knowledgeable. Dr. Bednar said that a task force and the state PTA would be used to distribute toolkits and information to parents.

College Board representatives Michelle Overstreet, Senior Educational Manager and Julie Esau, Senior Director of Higher Education Services, presented an update on Advanced Programs. Not only has AP increasingly served more underrepresented minority and low-income students over the course of the past decade, AP has been found to be an indicator of success in student retention.

Tommie Sue Anthony, President of the Arkansas Advanced Initiative for Math and Science, Inc., discussed AP courses in high school and preparing students for college.

In 2007 a Blue Ribbon Panel created by the National Academies of Science released a report entitled, *Rising Above the Gathering Storm: Energizing and Employing America for a Brighter Future*. The report stated that the U.S. is currently lagging in mathematics and sciences which results in an erosion of American competitiveness in the global economy, and it made specific recommendations: Improve K-12 science and mathematics education, prepare more teachers to teach AP and/or Pre-AP science and mathematics courses, increase the number of students taking AP math and science courses, increase the number of students who make qualifying scores on AP math and science tests and award both students and teachers incentives for qualifying AP test scores.

Ms. Anthony stated that one way for Arkansas to do this is to implement and replicate the Advanced Placement Training and Incentive Program which has a proven track record of success.

Executive Session

Chairman Burns moved to declare the meeting in Executive Session for the purpose of discussing the job performance of ADHE Director Dr. Jim Purcell. Chairman Burns stated that the Board is very pleased with Dr. Purcell's performance. No action was taken.

With no further comments, the meeting adjourned at 5:45 p.m.

Nichole Abernathy

APPROVED:

Sarah Argue, Secretary

**ARKANSAS HIGHER EDUCATION COORDINATING BOARD
Regular Quarterly Meeting
February 4, 2011**

Minutes of Meeting

The February 4, 2011, regular meeting of the Arkansas Higher Education Coordinating Board was held at the UA Cooperative Extension Service Center in Little Rock. Chairman Burns called the meeting to order at 8:30 a.m. with a quorum present.

Coordinating Board present:

Dr. Bob Burns, Chairman
David Leech, Vice Chair
Dr. Charles Allen
Sarah Argue
Dr. Joe Bennett
Jodie Carter
Dr. Olin Cook
Bob Crafton
Steve Luelf
Florine Milligan

Coordinating Board absent:

Bob Crafton
Horace Hardwick

Department staff present:

Dr. Jim Purcell, Director
Shane Broadway, Deputy Director
Dr. Karen Wheeler, Associate Director
Rick Jenkins, Associate Director for Planning and Accountability
Cynthia Moten, Associate Director for Academic Programs
Jackie Holloway, Senior Associate Director for Finance
Zanette Douglas, Coordinator of Institutional Certification
Brandi Hinkle, Communications Officer
Nichole Abernathy, Administrative Support

Presidents, chancellors, institutional representatives, members of the press, numerous ADHE staff, and guests were also present.

Chairman Burns introduced Dr. Mark Cochran, the new Vice President for Agriculture at the UA Division of Agriculture. Dr. Cochran welcomed everyone to the meeting and stated that he looks forward to working with the Board in his new capacity.

Chairman Burns thanked Dr. Cochran and introduced Jennifer Flinn, Deputy Policy Advisor for Higher Education in the Governor's Office.

Dr. Joe Bennett introduced Dr. Jim Stockton, the Interim President for North Arkansas College.

Agenda Item No. 1
Approval of Minutes

Jodie Carter moved to approve Agenda Item No. 1. Dr. Olin Cook seconded the motion and the Board unanimously approved.

Agenda Item No. 2
Report of Nominating Committee

The Nominating Committee (Chair- Kaneaster Hodges, Dr. Charles Allen, and Dr. Joe Bennett) recommended the following slate of Board officers for 2011-12 (Steve Luelf as the Finance Committee Chair, Dr. Charles Allen as the Academic Committee Chair, Sarah Argue as Secretary, Dr. Olin Cook as Vice Chair, and David Leech as Chair).

Kaneaster Hodges moved to accept the 2011-2012 nominations. Dr. Olin Cook seconded the motion and the Board unanimously approved.

Agenda Item No. 3
Reimbursement of Expenses for Members
of the AHECB and ICAC

Although members of the Arkansas Higher Education Coordinating Board and its Institutional Certification Advisory Committee (ICAC) by law serve without compensation, they may receive expense reimbursement for performing official board duties after following certain procedures set out by Act 1211 of 1995 (A.C.A. §25-16-901 et seq.).

Because Act 1211 of 1995 (A.C.A. §25-16-901 et seq.) is the sole authority for expense reimbursement, it is necessary for the Coordinating Board to adopt a resolution authorizing expense reimbursement for board members and members of the ICAC.

RESOLVED, That the Arkansas Higher Education Coordinating Board, by a majority vote of its total membership, authorizes expense reimbursement for each board member and member of the ICAC for performing official board duties.

FURTHER RESOLVED, That the expense reimbursement shall not exceed the rate established for state employees by state travel regulations.

FURTHER RESOLVED, That the Coordinating Board instructs the Director of the Department of Higher Education to send a copy of this resolution to the Department of Finance and Administration to notify that agency of compliance with Act 1211 of 1995.

Dr. Olin Cook moved to approve Agenda Item No. 3. Jodie Carter seconded the motion and the Board unanimously approved.

Agenda Item No. 4
State Board of Higher Education
Foundation Election of Supervisory Committee

The State Board of Higher Education Foundation was established on May 2, 1992. The Board for the Foundation includes three annually elected members: a president, a vice president and a secretary/treasurer. The Foundation was established in order to accept private funds for specific projects for the benefit of higher education in Arkansas.

The terms for these members have lapsed, requiring a re-election or new appointments.

RESOLVED, That the Arkansas Higher Education Coordinating Board approves and elects members to serve as the State Board of Higher Education Foundation Supervisory Committee as follows:

Dr. Bob Burns - President

Mr. David Leech - Vice President

Dr. Charles Allen - Secretary/Treasurer

Dr. Olin Cook moved to approve Agenda Item No. 4. Jodie Carter seconded the motion and the Board unanimously approved.

Agenda Item No. 5
Agency Updates

Personnel Changes

Dr. Purcell began by introducing the new Deputy Director for the Department of Higher Education, former Senator Shane Broadway (Mr. Broadway now serves as the Interim Director). He then announced that Tara Smith is no longer the ADHE Financial Aid Coordinator, but now works for Pulaski Technical College. The Financial Aid Coordinator position is currently being advertised.

Legislative Update

Shane Broadway began by expressing his appreciation to the Coordinating Board, Dr. Purcell and ADHE staff for making his first month as ADHE Deputy Director memorable. "They are a very dedicated group of individuals who truly work hard for the state," he said.

Mr. Broadway stated that this is the fourth week of the general assembly and the House Education Committee has yet to pass a bill out of their committee. This session is very different from other sessions and is moving at its own pace. We are continuing to finalize the Governor's package and are working with the institutions on the funding formula bill. ADHE staff have been asked to provide additional information regarding the data used in House Bill 1008 (to require United States citizenship or lawful presence in the United States for a person to be eligible for in-state tuition). In response, ADHE has sent data requests to the presidents and chancellors. After reviewing House Bills 1276, 1292, 1302, 1254, 1048 and 1017, Mr. Broadway briefly explained the ADHE constituent tracking system which will allow ADHE staff to track all correspondences and requests for information. Once in place, this system will enable staff to provide quicker feedback to the public and legislators. It will also allow us to routinely compile our frequently most asked questions, said Mr. Broadway.

Employment Outcomes Report

Dr. Purcell shared information about Arkansas's graduates and how they interface with our workforce. In summary, Dr. Purcell said that if we concentrate on educating Arkansans, it will have a great impact on our economy.

Agenda Item No. 6 Fall 2010 Annual Enrollment Report

Rick Jenkins presented summary and detailed information about annual student enrollment. He noted the total, on-schedule enrollment for fall 2010 in all sectors of Arkansas higher education (public and independent colleges and universities) was 172,445 students; representing a 1-year increase of 4.6 percent.

The annual unduplicated headcount enrollment for Academic Year 2010 (2009-2010) in Arkansas public higher education (4-year public universities and 2-year public colleges) was 198,300 students; representing a 1-year increase of 6.3 percent.

Based on institutions reporting coursework delivered via distance learning, 4,096 classes (up from 3,693 the previous year) were offered in fall 2010 representing a growth of 10.9 percent. There were 75,063 enrollments (up from 64,500 the previous year) in these courses representing a growth of 16.4 percent.

Agenda Item No. 7 Annual Report on First-Year Student Remediation for Fall 2010

Since 1988, all entering first-year students seeking an associate degree or higher from an Arkansas public college or university must meet AHECB assessment and placement standards in the disciplines of English, mathematics, and reading. A

cut-off subscore of 19 on the ACT exam (or the equivalent on the ASSET, SAT, or COMPASS tests) is used for each of the three areas.

In fall 2010, Arkansas's public institutions enrolled 22,479 first-time degree-seeking students and 22,342 of those students were tested for placement purposes.

Of the 22,342 students who were tested, 11,719 students (52.5 percent) were assigned to one or more remedial courses while the balance of 10,623 students (47.5 percent) were placed in college-level coursework. This represents a decrease in the remediation rate of 2.1 percentage points from fall 2009.

Of the 11,719 students assigned to remediation, 5,268 (45 percent) were in the four-year sector, and 6,451 (55 percent) were in the two-year sector.

Jodie Carter asked if test scores are the only way remedial students are classified. Rick Jenkins said they are the most common way, but not the only way. Some institutions request additional testing.

Sarah Argue asked what the national remediation trend line looks like. Mr. Jenkins said that there isn't a national remediation standard.

Florine Milligan asked why the remediation rates dropped during 2008 and then increased in 2009. Mr. Jenkins said that there are many factors that contribute to the remediation rate, including the ages of the students.

Kaneaster Hodges stated that K-12 will have to solve the remediation issue. When are they going to be penalized for producing students that need remediation, he asked.

Agenda Item No. 8 Annual Report on Financial Condition

Jackie Holloway presented information regarding the financial condition of each publicly supported institution of higher education. Institutions are implementing several cost saving initiatives to keep tuition increases at a minimum and to offset declining state support and increasing enrollments.

Scholarships make up 12% of the E&G tuition and mandatory fee revenues. Average scholarships, including tuition waivers, decreased from 16.1% in 2009 to 12.9% in 2010. Approximately \$64.5 million in bonds and loans have been approved over the past three years.

Kaneaster Hodges asked if tuition in Arkansas is a bargain compared to other states. Ms. Holloway said that it is. Because of the cost-saving initiatives done by the institutions, Arkansas has not seen the increases that are happening in the rest of the country.

Agenda Item No. 9
Role and Scope Change
University of Arkansas at Pine Bluff

Arkansas Higher Education Coordinating Board (AHECB) Policy 5.20.1a outlines the process and procedures institutions must follow in order to request a change in the program types and/or program levels approved by the AHECB, and the process to be followed during the review and consideration of that request. According to adopted policy, the process for AHECB consideration and action is as follows:

In keeping with AHECB Policy 5.20.1a, if the AHECB approves the change in role and scope for the University of Arkansas at Pine Bluff (UAPB) at the February 2011 meeting, a review of the Ph.D. in Aquaculture/Fisheries program will follow. The actual Ph.D. program proposal review will include an external review of the program, an ADHE recommendation and an AHECB vote.

Resolved, ADHE Executive Staff recommend approval of UAPB's request for a change in role and scope to include the Ph.D. in Aquaculture and Fisheries pending AHECB approval of the doctoral program.

FURTHER RESOLVED, That the Coordinating Board instructs the Director of the Arkansas Department of Higher Education to inform the President and Chair of the Board of Trustees of the University of Arkansas System, and the Chancellor of the University of Arkansas at Pine Bluff of the approval.

Steve Luelf commented that he was impressed by all of the support from the community and from UAMS for UAPB's Role and Scope Change. However, we would be remiss if we didn't address the red flags that are in their report.

David Leech asked that the Role and Scope be changed to specifically include the fisheries program. Dr. Purcell explained that the wording in the role and scope is specific and includes the fisheries program.

Dr. Mary Benjamin thanked everyone for their expressed support of the role and scope change. UAPB took great issue with the report. However, in the interest of moving forward, we pulled our letter, said Dr. Benjamin. She then asked that the record reflect that she did not agree with all of the comments in the report.

Dr. Charles Allen moved to recommend Agenda Item No. 9 to the full Board for consideration. Jodie Carter seconded and the Committee approved.

Agenda Item No. 10
Program Viability Report

The Arkansas Higher Education Coordinating Board (AHECB) adopted new program viability standards for Arkansas colleges and universities in October 2008.

The list of non-viable programs at Arkansas colleges and universities was presented to the Board in January 2010. Of the 48 programs that were required to meet program viability standards by Summer 2010, one program met the viability standard, 44 (93%) have been deleted by the institutions with three non-viable programs remaining for consideration by the Board. As outlined in AHECB Policy 5.12, ADHE Executive Staff must recommend the continuation or discontinuation of state support for programs that do not meet program viability standards. ADHE Executive Staff Recommendations on non-viable programs are detailed on pages 10-5 and 10-6.

RESOLVED, That the Arkansas Higher Education Coordinating Board approves the continuation of state support for the following degree programs at the University of Arkansas at Little Rock through Summer 2013.

Bachelor of Arts in Theatre Arts (DC 1840)

Bachelor of Science in Environmental Health Sciences (DC 2550)

Master of Education in Early Childhood Education (DC 5655)

FURTHER RESOLVED, That the Coordinating Board instructs the Director of the Arkansas Department of Higher Education to inform the President and the Chair of the Board of Trustees of the University of Arkansas System, and the Chancellor of the University of Arkansas at Little Rock of this action; and that the Board will consider the ADHE Executive Staff Final Recommendation on continuation or discontinuation of the non-viable programs listed in this agenda item at the AHECB meeting in January 2014.

Jodie Carter asked what assurances does ADHE have that institutions will meet the viability standards by 2013 and what are the consequences of not meeting them. Ms. Moten said that the institutions are working hard and doing the things they need to do to make their programs successful, specifically, by making students aware of the available programs at their institution.

Dr. Charles Allen moved to recommend Agenda Item No. 10 to the full Board for consideration. Dr. Joe Bennett seconded and the Committee approved.

Agenda Item No. 11
Annual Report on Student Enrollment
and Graduation at Institutions Certified under
Arkansas Code Annotated §6-6-301 (ICAC)

Ms. Zquette Douglas presented an overview of the institutional certification rules and an update on the number of Arkansas residents pursuing academic degrees offered by out-of-state and for-profit institutions certified to operate in Arkansas. She noted that 15 out-of-state for-profit, 1 Arkansas non-profit, and 15 out-of-state non-profit institutions were certified to offer programs in Arkansas. Thirteen of the

institutions have Arkansas campuses, 22 deliver programs by distance technology and three have both Arkansas campuses and delivery by distance technology.

Dr. Olin Cook commented that the University of Phoenix has six Ph.D. and doctoral programs and asked what they were. Ms. Douglas said that they have a Ph.D. in Industrial Organization Psychology, Ph.D. in Nursing, Ph.D. in Higher Education Administration, Doctor of Health Administration, Doctor of Business Administration and a Doctor of Education in Educational Leadership.

Agenda Item No. 12
Bachelor of Science in Nutritional Sciences
Arkansas State University – Jonesboro

The Bachelor of Science in Nutritional Sciences, housed in the College of Nursing and Health Professions, is designed for students who desire to become a registered dietician in public health clinics, hospitals, outpatient clinics, nursing homes, dialysis clinics, school districts, physician offices, food manufacturing, and correctional facilities upon successful completion of the required coursework and passage of the Registry Examination for Dietitians. The proposed program has been designed in accordance with the guidelines of the Commission on Accreditation for Dietetics Education (CADE), and ASUJ will begin the CADE accreditation process once the program director is hired in July 2011.

In 2009-10, 48 of 65 (74 percent) bachelor's degrees at ASUJ met Coordinating Board program viability standards. ASUJ has notified ADHE that 15 students are expected to enroll in the program annually with 10 students expected to graduate annually beginning in 2016, which will meet Coordinating Board program viability standards.

RESOLVED, That the Arkansas Higher Education Coordinating Board approves the Bachelor of Science in Nutritional Sciences (CIP 51.3101; 134 semester credit hours) at Arkansas State University-Jonesboro effective Fall 2011. Program continuation is contingent on the program receiving and maintaining dietetics program accreditation.

FURTHER RESOLVED, That the Coordinating Board instructs the Director of the Arkansas Department of Higher Education to inform the President and Chair of the Board of Trustees of Arkansas State University System, and the Chancellor of Arkansas State University-Jonesboro of the approval.

Jodie Carter moved to recommend Agenda Item No. 12 to the full Board for consideration. Dr. Charles Allen seconded and the Committee approved.

Agenda Item No. 13
Associate of Applied Science in Welding
Arkansas State University - Mountain Home

The Associate of Applied Science in Welding Technology is designed to prepare students for careers as welding technicians in the fabrication, construction, and manufacturing industries. The program provides hands-on application of shielded metal arc welding (SMAW), gas tungsten arc welding (GTAW) and gas metal arc welding (GMAW) processes in all positions, using pipe, plate, and structural shapes. The degree will prepare students to earn various welder certifications as defined by the American Welding Society. The proposed 63-semester credit hour degree builds upon the existing certificate of proficiency and technical certificate programs by adding the 15-semester credit hour general education core requirement. *Two new general education courses* will be added to the curriculum.

In 2009-10, 7 of 12 (58 percent) associate degrees at ASUMH met Coordinating Board program viability standards. ASUMH has notified ADHE that 15 students are expected to enroll in the program annually with 7 students expected to graduate annually beginning in 2014, which will meet Coordinating Board program viability standards.

RESOLVED, That the Arkansas Higher Education Coordinating Board approves the Associate of Applied Science in Welding Technology (CIP 48.0508; 63 semester credit hours) at Arkansas State University - Mountain Home effective Fall 2011.

FURTHER RESOLVED, That the Coordinating Board instructs the Director of the Arkansas Department of Higher Education to inform the President and Chair of the Board of Trustees of Arkansas State University, and the Chancellor of Arkansas State University - Mountain Home of the approval.

Jodie Carter moved to recommend Agenda Item No. 13 to the full Board for consideration. Dr. Joe Bennett seconded and the Committee approved.

Agenda Item No. 14
Associate of Applied Science in
Occupational Therapy Assistant
Arkansas Tech University

The Associate of Applied Science in Occupational Therapy Assistant is designed to train students for careers as Certified Occupational Therapy Assistants (COTA). COTAs work under the supervision of an occupational therapist and provide rehabilitative services to individuals with mental, physical, emotional, or developmental disabilities by improving the client's quality of life and enhancing his/her ability to perform daily living activities. In collaboration with an occupational therapist, COTAs help patients with rehabilitative activities and exercises outlined

in a treatment plan. COTAs also record and monitor an individual's activities to be certain they are performing the activities correctly while offering encouragement and morale-building. The proposed 71-semester credit hour program will be offered on the ATU Ozark campus.

In 2009-10, 8 of 12 (66 percent) associate degrees at ATU met Coordinating Board program viability standards. ATU has notified ADHE that 20 students are expected to enroll in the program annually with 16 students expected to graduate annually beginning in 2014, which will meet Coordinating Board program viability standards.

RESOLVED, That the Arkansas Higher Education Coordinating Board approves the Associate of Applied Science in Occupational Therapy Assistant (CIP 51.0803; 71 semester credit hours) at Arkansas Tech University effective Fall 2011. Program continuation is contingent on the program receiving and maintaining occupational therapy assistant program accreditation.

FURTHER RESOLVED, That the Coordinating Board instructs the Director of the Arkansas Department of Higher Education to inform the President and Chair of the Board of Trustees of Arkansas Tech University of the approval.

Florine Milligan moved to recommend Agenda Item No. 14 to the full Board for consideration. Sarah Argue seconded and the Committee approved.

Agenda Item No. 15

Associate of Applied Science in Aviation Maintenance Technology
 Technical Certificate in Aviation Airframe Maintenance Technology
 Technical Certificate in Aviation Powerplant Maintenance Technology
 Mid-South Community College

The proposed programs will provide students with education and training in airframe and powerplant inspection and repair, and other aviation-related skills necessary for seeking employment as certified aviation maintenance technicians licensed by the Federal Aviation Administration (FAA). Program graduates will be employed as airframe and powerplant mechanics, repair inspectors, supervisory personnel, and FAA technicians.

MSCC has notified ADHE that program enrollment is projected to be 25 students for the first year and increase to 40 students by the third year with 15 students expected to graduate annually from the aviation program beginning in 2014, which will meet Coordinating Board program viability standards.

RESOLVED, That the Arkansas Higher Education Coordinating Board approves the Technical Certificate in Aviation Airframe Maintenance Technology (CIP 47.0607; 32 semester credit hours), Technical Certificate in Aviation Powerplant Maintenance Technology (CIP 47.0608; 31 semester

credit hours) and Associate of Applied Science in Aviation Maintenance Technology (CIP 47.0607; 98 semester credit hours) at Mid-South Community College effective Summer 2011. Program continuation is contingent on the aviation program maintaining FAA program approval.

FURTHER RESOLVED, That the Coordinating Board instructs the Director of the Arkansas Department of Higher Education to notify the President and the Chair of the Board of Trustees of Mid-South Community College of the approval.

Florine Milligan moved to recommend Agenda Item No. 15 to the full Board for consideration. Jodie Carter seconded and the Committee approved.

Agenda Item No. 16
Off-Campus Site in Cushman, Arkansas
Ozarka College

The administration and Board of Trustees of Ozarka College request Coordinating Board approval to recognize an off-campus site in Mammoth Spring, and to offer general education, technical, and academic support courses at this location.

In response to requests from local communities, the Coordinating Board approved the Ozarka College off-campus site in Mountain View in 1999 and the off-campus site in Ash Flat in 2002. In Fall 2010, Ozarka offered 10 courses in Mammoth Spring with 54 students enrolled. Mammoth Spring is approximately 35 minutes from the Ash Flat off-campus site.

RESOLVED, That the Arkansas Higher Education Coordinating Board approves the establishment of an off-campus site for Ozarka College in Mammoth Spring, Arkansas, and the offering of selected general education, technical, and academic support courses at this location, effective February 2011.

FURTHER RESOLVED, That the Coordinating Board instructs the Director of the Arkansas Department of Higher Education to inform the President and the Chair of the Board of Trustees of Ozarka College of the approval.

Agenda Item No. 17
Off-Campus Site in Cushman, Arkansas
University of Arkansas Community College at Batesville

The administration and Board of Trustees of the University of Arkansas System request Coordinating Board approval to recognize an off-campus site for the University of Arkansas Community College at Batesville (UACCB) to offer technical education, and business and community outreach courses at this location.

RESOLVED, That the Arkansas Higher Education Coordinating Board approves the establishment of an off-campus site for the University of Arkansas Community College at Batesville in Cushman, Arkansas, and the offering of selected technical, and business and community outreach courses at this location, effective February 2011.

FURTHER RESOLVED, That the Coordinating Board instructs the Director of the Arkansas Department of Higher Education to inform the President and the Chair of the Board of Trustees of the University of Arkansas System, and the Chancellor of the University of Arkansas Community College at Batesville of the approval.

Jodie Carter asked if these agenda items are in compliance with the Board's policy on expansion. Ms. Moten said that this is not a new campus and therefore does not fall under the expansion policy.

Kaneaster Hodges asked if there is a policy regarding institutions moving to different locations. Ms. Moten said yes, if an institution is going to have a presence as well as offer significant course work at a location, the Coordinating Board has to approve it.

Mr. Hodges asked what are the requirements for an institution to move to a different location. Ms. Moten said that ADHE staff look at the population, the interest shown by that population, whether or not this will be sustained and their college-going rate.

Jodie Carter stated that if the expansions help Arkansas increase its graduation rates, then we need to support it.

Dr. Charles Allen commented that Cushman is only 11 miles from Batesville and questioned whether or not Batesville is full. Ms. Moten said that a lack of space is the motivation for the move. UACCB will be moving their technical programs to the Cushman location.

Dr. Charles Allen moved to recommend Agenda Items No. 16 & 17 to the full Board for consideration. Jodie Carter seconded and the Committee approved. Kaneaster Hodges voted no.

Agenda Items No. 18
Institutional Certification Advisory
Committee Report and Resolutions

The Institutional Certification Advisory Committee (ICAC) met on January 5, 2011, for its regular quarterly meeting.

Recognition of Institutional Certification Advisory Committee Member

RESOLVED, That the Arkansas Higher Education Coordinating Board expresses appreciation to Mr. Ron Kelton for his service as a member of the Institutional Certification Advisory Committee.

FURTHER RESOLVED, That the Coordinating Board instructs the Director of the Arkansas Department of Higher Education to communicate this appreciation to Mr. Kelton.

Appointment of Institutional Certification Advisory Committee Member

RESOLVED, That, pursuant to ACA §6-61-302, the Arkansas Higher Education Coordinating Board appoints Dr. Judy Ingram Pile as a member of the Institutional Certification Advisory Committee, with the term to expire on December 31, 2019.

FURTHER RESOLVED, That the Coordinating Board expresses appreciation to Dr. Pile for her willingness to serve as a member of the Institutional Certification Advisory Committee.

FURTHER RESOLVED, That the Coordinating Board instructs the Director of the Arkansas Department of Higher Education to communicate this appreciation to Dr. Pile.

Program Certifications

Bryan College, Springfield, Missouri
Initial Certification – Distance Technology
Associate of Applied Science in Business

RESOLVED, That pursuant to ACA §6-61-301, the Arkansas Higher Education Coordinating Board grants initial certification to Bryan College, Springfield, Missouri, to offer the following degree program by distance technology: Associate of Applied Science in Business. The certification is for a period of two years and expires on February 4, 2013.

FURTHER RESOLVED, That the Director of the Arkansas Department of Higher Education is authorized to notify the administration of Bryan College, Springfield, Missouri, that the certification of the degree programs requires the institution to notify the Arkansas Department of Higher Education whenever any of the following occurs: (1) major reorganization of the controlling body; (2) changes in the charter or incorporation documents of the institution; or (3) changes in the method of operation of the institution's programs in Arkansas.

FURTHER RESOLVED, That the Coordinating Board instructs the Director to notify the administration of Bryan College, Springfield, Missouri, that any advertisement or published materials using the name of the Arkansas Higher Education Coordinating Board or the Arkansas Department of Higher Education must contain the following statement:

Arkansas Higher Education Coordinating Board certification does not constitute an endorsement of any institution or program. Such certification merely indicates that certain criteria have been met as required under the rules and regulations implementing institutional and program certification as defined in Arkansas Code §6-61-301.

**Everest College, Phoenix, Arizona
Initial Certification – Distance Technology**

Associate of Applied Science in Accounting
Associate of Applied Science in Business
Associate of Applied Science in Criminal Investigations
Associate of Applied Science in Criminal Justice
Bachelor of Science in Criminal Justice

RESOLVED, That pursuant to ACA §6-61-301, the Arkansas Higher Education Coordinating Board grants initial certification to Everest College, Phoenix, Arizona, to offer the following degree programs by distance technology to Arkansas residents: Associate of Applied Science in Accounting, Associate of Applied Science in Business, Associate of Applied Science in Criminal Investigations, Associate of Applied Science in Criminal Justice, and Bachelor of Science in Criminal Justice. The certification is for a period of two years and expires on February 4, 2013.

FURTHER RESOLVED, That the Director of the Arkansas Department of Higher Education is authorized to notify the administration of Everest College, Phoenix, Arizona, that the certification of the degree programs requires the institution to notify the Arkansas Department of Higher Education whenever any of the following occurs: (1) major reorganization of the controlling body; (2) changes in the charter or incorporation documents of the institution; or (3) changes in the method of operation of the institution's programs in Arkansas.

FURTHER RESOLVED, That the Coordinating Board instructs the Director to notify the administration of Everest College, Phoenix, Arizona, that any advertisement or published materials using the name of the Arkansas Higher Education Coordinating Board or the Arkansas Department of Higher Education must contain the following statement:

Arkansas Higher Education Coordinating Board certification does not constitute an endorsement of any institution or program. Such certification merely indicates that certain criteria have been met as required under the rules and regulations implementing institutional and program certification as defined in Arkansas Code §6-61-301.

**Grand Canyon University, Phoenix, Arizona
Initial Certification – Distance Technology**
Bachelor of Science in Business Administration
Bachelor of Science in Psychology

Bachelor of Science in Sociology
Bachelor of Science in Justice Studies
Bachelor of Science in Accounting
Bachelor of Science in Applied Management
Bachelor of Science in Health Care Administration
Bachelor of Arts in Communication
Bachelor of Science in Entrepreneurial Studies
Bachelor of Science in Health Science

RESOLVED, That pursuant to ACA §6-61-301, the Arkansas Higher Education Coordinating Board grants initial certification to Grand Canyon University, Phoenix, Arizona, to offer the following degree programs by distance technology to Arkansas residents: Bachelor of Science in Business Administration, Bachelor of Science in Psychology, Bachelor of Science in Sociology, Bachelor of Science in Justice Studies, Bachelor of Science in Accounting, Bachelor of Science in Applied Management, Bachelor of Science in Health Care Administration, Bachelor of Arts in Communication, Bachelor of Science in Entrepreneurial Studies, Bachelor of Science in Health Science. The certification is for a period of two years and expires on February 4, 2013.

FURTHER RESOLVED, That the Director of the Arkansas Department of Higher Education is authorized to notify the administration of Grand Canyon University, Phoenix, Arizona, that the certification of the degree programs requires the institution to notify the Arkansas Department of Higher Education whenever any of the following occurs: (1) major reorganization of the controlling body; (2) changes in the charter or incorporation documents of the institution; or (3) changes in the method of operation of the institution's programs in Arkansas.

FURTHER RESOLVED, That the Coordinating Board instructs the Director to notify the administration of Grand Canyon University, Phoenix, Arizona, that any advertisement or published materials using the name of the Arkansas Higher Education Coordinating Board or the Arkansas Department of Higher Education must contain the following statement:

Arkansas Higher Education Coordinating Board certification does not constitute an endorsement of any institution or program. Such certification merely indicates that certain criteria have been met as required under the rules and regulations implementing institutional and program certification as defined in Arkansas Code §6-61-301.

University of Southern California, Los Angeles, California
Initial Certification – Distance Technology
Master of Social Work

RESOLVED, That pursuant to ACA §6-61-301, the Arkansas Higher Education Coordinating Board grants initial certification to the University of Southern California, Los Angeles, California, to offer the following degree program by

distance technology to Arkansas residents: Master of Social Work. The certification is for a period of two years and expires on February 4, 2013.

FURTHER RESOLVED, That the Director of the Arkansas Department of Higher Education is authorized to notify the administration of the University of Southern California, Los Angeles, California, that the certification of the degree program requires the institution to notify the Arkansas Department of Higher Education whenever any of the following occurs: (1) major reorganization of the controlling body; (2) changes in the charter or incorporation documents of the institution; or (3) changes in the method of operation of the institution's programs in Arkansas.

FURTHER RESOLVED, That the Coordinating Board instructs the Director to notify the administration of the University of Southern California, Los Angeles, California, that any advertisement or published materials using the name of the Arkansas Higher Education Coordinating Board or the Arkansas Department of Higher Education must contain the following statement:

Arkansas Higher Education Coordinating Board certification does not constitute an endorsement of any institution or program. Such certification merely indicates that certain criteria have been met as required under the rules and regulations implementing institutional and program certification as defined in Arkansas Code §6-61-301.

Jodie Carter moved to recommend Agenda Item No. 18 to the full Board for consideration. Sarah Argue seconded and the Committee approved.

Agenda Items No. 19 and 20 Letters of Notification and Letters of Intent

The Department of Higher Education received notice from 17 institutions on programs not requiring Board action. Notification was received on 14 programs possibly requiring Board action. During this period, the Institutional Certification Advisory Committee received notice of requests from 15 out-of-state institutions to offer degree programs to Arkansas residents. The program notice list appears in the Letters of Notification on pages 19-1 through 19-60 and in the Letters of Intent on pages 20-1 through 20-5 of the agenda book.

Agenda Item No. 21 Economic Feasibility of an E&G Loan Issue Ouachita Technical College

Ouachita Technical College requests approval of the economic feasibility for a loan from the College Savings Bond Revolving Loan fund totaling approximately \$565,000 with a term of up to fifteen (15) years at an estimated annual interest rate not to exceed 1.0 percent. Proceeds from the loan will be used for educational

and general purposes. The Ouachita Technical College Board of Trustees approved the college's loan application on December 7, 2010.

In accordance with board policy, Ouachita Technical College will provide for the maintenance of the facility by transferring annually to plant funds based on the APPA recommendation. The current APPA recommendation is \$2.50 per gross square foot for E&G facilities. Based on an estimated total of 2,000 gross square feet, \$5,000 will be transferred annually.

RESOLVED, That the Arkansas Higher Education Coordinating Board approves the loan from the College Savings Bond Revolving Loan Fund to Ouachita Technical College for \$565,000 with a term of 15 years at an estimated annual interest rate of 1.0 percent to remodel and expand the Cosmetology Building.

FURTHER RESOLVED, That the Director of the Arkansas Department of Higher Education is authorized to notify the President and the Chair of the Board of Trustees of Ouachita Technical College of the Coordinating Board's resolution.

David Leech asked why the cost per square foot is so high. Dr. Barry Ballard said that the cost is high because of the plumbing and electric.

Kaneaster Hodges moved to recommend Agenda Item No. 21 to the full Board for consideration. Florine Milligan seconded and the Committee approved.

Agenda Item No. 22
Economic Feasibility of an E&G Loan Issue
Pulaski Technical College

Pulaski Technical College requests approval of the economic feasibility of plans to issue bonds totaling \$45 million with a term of thirty (30) years at an estimated annual interest rate not to exceed 4.7 percent. Proceeds from the bond issue will be used for educational and general purposes. The Pulaski Technical College Board of Trustees approved this action at its meeting held on November 8, 2010.

In accordance with board policy, Pulaski Technical College will provide for the maintenance of the facility by transferring annually to plant funds based on the APPA recommendation. The current APPA recommendation is \$2.50 per gross square foot for E&G facilities. Based on an estimated total of 130,000 gross square feet, \$325,000 will be transferred annually.

RESOLVED, That the Arkansas Higher Education Coordinating Board considers the economically feasible plans for Pulaski Technical College to issue bonds not to exceed \$45 million with a term of thirty (30) years at an estimated annual interest rate not to exceed 4.7 percent to construct a Fine and Performing

Arts/Humanities Center and a Culinary Arts and Hospitality Management Center.

FURTHER RESOLVED, That the Director of the Arkansas Department of Higher Education is authorized to notify the President and the Chair of the Board of Trustees of Pulaski Technical College of the Coordinating Board's resolution.

Steve Luelf asked how ADHE staff would know if institutions were transferring to the maintenance fund. Ms. Holloway said that ADHE staff are able to monitor the transfer on the institution's series 17 report each year. Because the funds can be used for emergency maintenance, ADHE only monitors the transfer and not the balance.

Dr. Joe Bennett moved to recommend Agenda Item No. 22 to the full Board for consideration. Florine Milligan seconded and the Committee approved.

Agenda Item No. 23
Economic Feasibility of a an E&G Bond Issue
Southern Arkansas University

Southern Arkansas University requests approval of the economic feasibility of plans to issue bonds totaling approximately \$6.5 million with a maximum term of up to thirty (30) years at an estimated annual interest rate not to exceed 4.75 percent, and obtain a loan not to exceed \$1.603 million with a term of up to ten (10) years at an expected annual interest rate of 0.0 percent. Proceeds from the bond issue will be used for educational & general (E&G) purposes, and proceeds from the loan will be used for both educational and general (E&G) and auxiliary purposes. The Southern Arkansas University Board of Trustees approved this action at its meeting held on January 26, 2011.

In accordance with board policy, Southern Arkansas University will provide for the maintenance of the facility by transferring annually to plant funds based on the APPA recommendation. The current APPA recommendation is \$2.50 per gross square foot for E&G facilities. Based on an estimated total of 33,178 gross square feet, \$82,945 will be transferred annually. No additional square footage will be added with the loan funds.

RESOLVED, That the Arkansas Higher Education Coordinating Board considers economically feasible plans for Southern Arkansas University to issue bonds not to exceed \$6.5 million for a period of thirty (30) years at an estimated annual interest rate not to exceed 4.75 percent for educational and general (E&G), and obtain a loan not to exceed \$1.603 million with a term of up to ten (10) years at an expected interest rate of 0.0 percent for both educational and general (E&G) and auxiliary purposes.

FURTHER RESOLVED, That the Director of the Arkansas Department of Higher Education is authorized to notify the President and the Chair of the Board of Trustees of Southern Arkansas University of the Coordinating Board's resolution.

David Leech moved to recommend Agenda Item No. 23 to the full Board for consideration. Kaneaster Hodges seconded and the Committee unanimously approved.

Agenda Item No. 24
Economic Feasibility of Bond Issue
Arkansas Tech University

Arkansas Tech University requests approval of the economic feasibility of plans to issue bonds not to exceed \$2.5 million with a term of thirty (30) years at an annual interest rate not to exceed 5.25 percent. Proceeds from the bond issue will be used for auxiliary purposes. The Arkansas Tech University Board of Trustees approved this financing at its meeting on January 20, 2011.

RESOLVED, That the Arkansas Higher Education Coordinating Board considers economically feasible plans for Arkansas Tech University to issue bonds in an amount not to exceed \$2.5 million with a term of thirty (30) years at an estimated interest rate of 5.25 percent to renovate and equip Tucker Hall.

FURTHER RESOLVED, That the Director of the Arkansas Department of Higher Education is authorized to notify the President and the Chair of the Board of Trustees of Arkansas Tech University of the Coordinating Board's resolution.

Steve Luelf asked if there was any additional square footage. Ms. Holloway said no, they are just renovating an existing space.

Kaneaster Hodges moved to recommend Agenda Item No. 24 to the full Board for consideration. David Leech seconded and the Committee unanimously approved.

Report of the Committees

Dr. Olin Cook presented the report of the Academic Committee and moved approval of Agenda Items 9,10 & 12-18. Dr. Charles Allen seconded the motion and the Board approved. Because of a possible conflict of interest, Chairman Bob Burns recused himself from voting.

Steve Luelf presented the report of the Finance Committee and moved approval of Agenda Items 21-24. Dr. Joe Bennett seconded the motion and the Board unanimously approved.

Chairman Burns opened the floor for public comments.

Chairman Burns announced that the next Coordinating Board meeting would be held at Arkansas State University – Mountain Home on April 15, 2011.

With no further comments, the meeting adjourned at 11:15 a.m.

Nichole Abernathy

APPROVED:

Dr. Charles Allen, Secretary

**ARKANSAS HIGHER EDUCATION COORDINATING BOARD
Special Meeting
February 25, 2011**

Minutes of Meeting

The Arkansas Higher Education Coordinating Board held a special meeting on Friday, February 25, 2011 at the Department of Higher Education. The purpose of the meeting was to discuss personnel issues with regard to the Director's position, specifically accepting the resignation of the director and assigning an interim Director for the Department of Higher Education. The meeting convened at 3:00 p.m. with all members present.

Coordinating Board present:

David Leech, Chair (via conference call)
Dr. Olin Cook, Vice Chair (via conference call)
Sarah Argue, Secretary (via conference call)
Dr. Charles Allen
Dr. Joe Bennett (via conference call)
Dr. Bob Burns
Jodie Carter
Bob Crafton (via conference call)
Horace Hardwick (via conference call)
Kaneaster Hodges (via conference call)
Steve Luelf (via conference call)
Florine Milligan (via conference call)

Department staff present:

Senator Shane Broadway, Interim Director
Harold Criswell, Associate Director for Finance/Personnel
Brandi Hinkle, Communications Officer
Nichole Abernathy, Administrative Support

Institutional representatives, members of the press, additional ADHE staff, and guests were also present.

Chairman Leech thanked the Coordinating Board members for participating in the meeting.

Florine Milligan moved to declare the meeting in Executive Session. Dr. Joe Bennett seconded the motion, and the Board unanimously approved.

Chairman Leech stated that the Executive Session was limited to Board members only and the Board would reconvene in public session following the Executive Session to present and vote on any action arrived at during the Executive Session.

Following the Executive Session, the following motions were made.

Dr. Olin Cook moved to accept the resignation of ADHE Director Dr. Jim Purcell. Dr. Joe Bennett seconded the motion, and the Board unanimously approved.

Jodie Carter moved to accept the Governor's appointment of Senator Shane Broadway as Interim Director for the Department of Higher Education. Dr. Charles Allen seconded the motion, and the Board unanimously approved.

Dr. Bob Burns moved to appoint Harold Criswell as the Interim Deputy Director for the Department of Higher Education. Dr. Charles Allen seconded the motion, and the Board unanimously approved.

Dr. Charles Allen moved that the Coordinating Board would offer Dr. Steve Floyd a consulting position for approximately three months to help with the transition in the Director's Office at the Department of Higher Education. Dr. Joe Bennett seconded the motion, and the Board unanimously approved.

Jodie Carter moved that the Coordinating Board hold a special meeting on April 14, 2011, to discuss the Director's position, specifically future proceedings and qualifications. Dr. Bob Burns seconded the motion, and the Board unanimously approved.

With no further comments, the meeting adjourned at 3:54 p.m.

Nichole Abernathy

APPROVED:

Sarah Argue, Secretary

Agenda Item No. 2
Higher Education Coordinating Board
April 15, 2011

AGENCY UPDATES

Arkansas Department of Higher Education agency updates will be presented by Shane Broadway. This agenda item will include updates on new employees, legislation, and current events.

ANNUAL REPORT ON CREDENTIALS AWARDED

This is the second time this report – the Annual Report on Credentials Awarded – has been presented to the Arkansas Higher Education Coordinating Board.

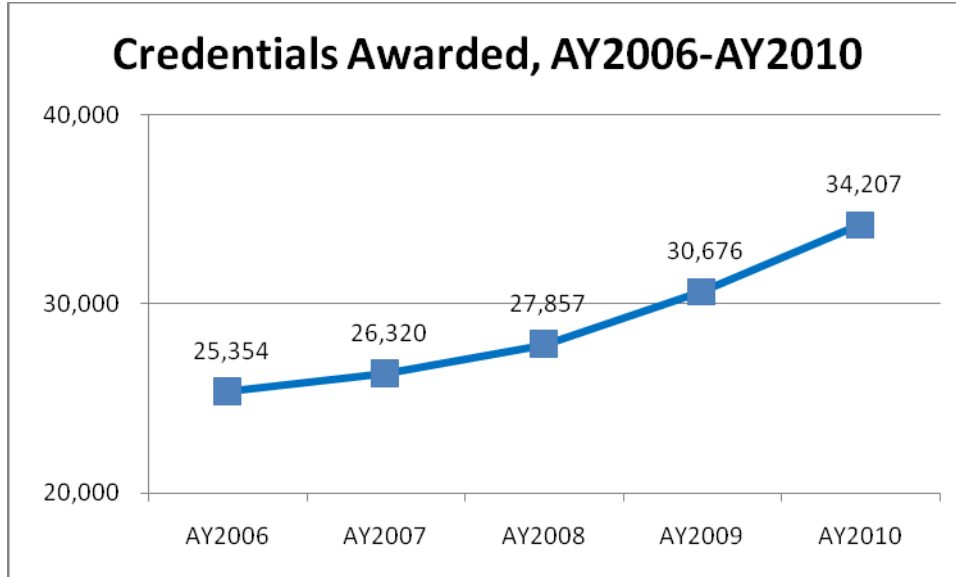
Credentials are organized by Degree Level. Starting with Academic Year 2010 (2009-10), IPEDS (Integrated Postsecondary Education Data System) required changes in the use of Degree Levels. This report reflects the new IPEDS categories.

The degree levels are as follows:

Code	Degree Levels
01	Certificate of Proficiency
02	Technical Certificate
03	Associate Degree
04	Advanced Certificate
05	Baccalaureate Degree
06	Post- Baccalaureate Certificate
07	Masters Degree
08	Post-Masters Certificate, Specialist, or Post- First Professional Certificate or Degree
09/17	Doctoral Degree – Research/Scholarship
10/18	Doctoral Degree – Professional Practice
19	Doctoral Degree – Other

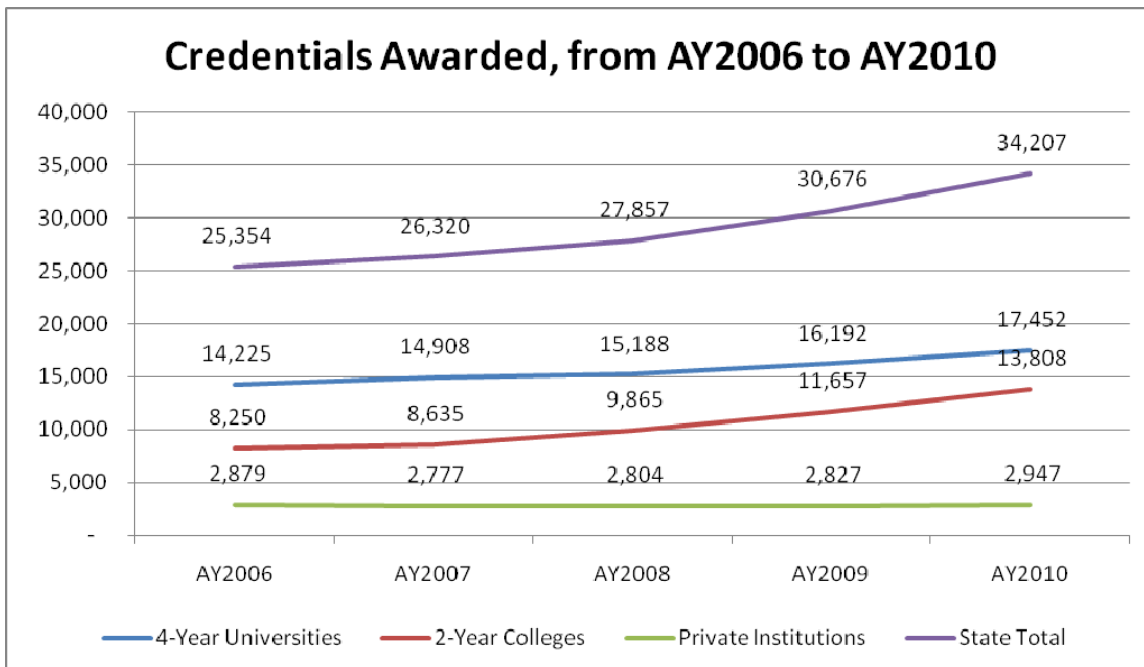
The last five academic years have seen a tremendous growth in the number of credentials awarded. The change from AY2006 to AY2010 represents a 66.5 percent growth in credentials awarded.

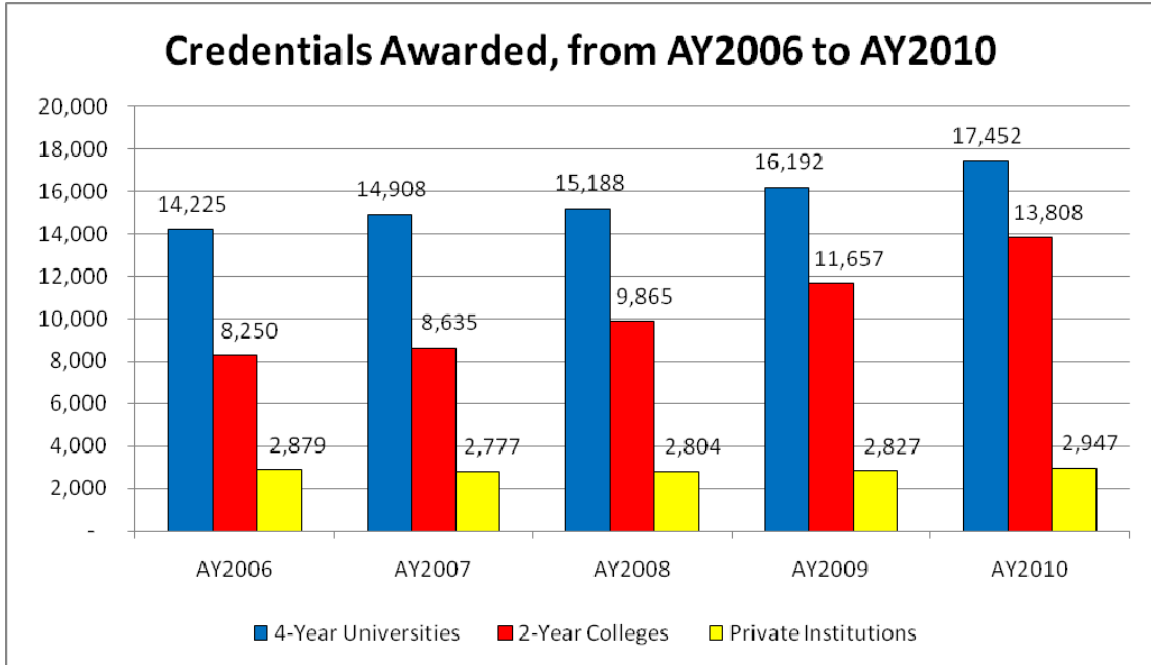
The table below illustrates this growth.



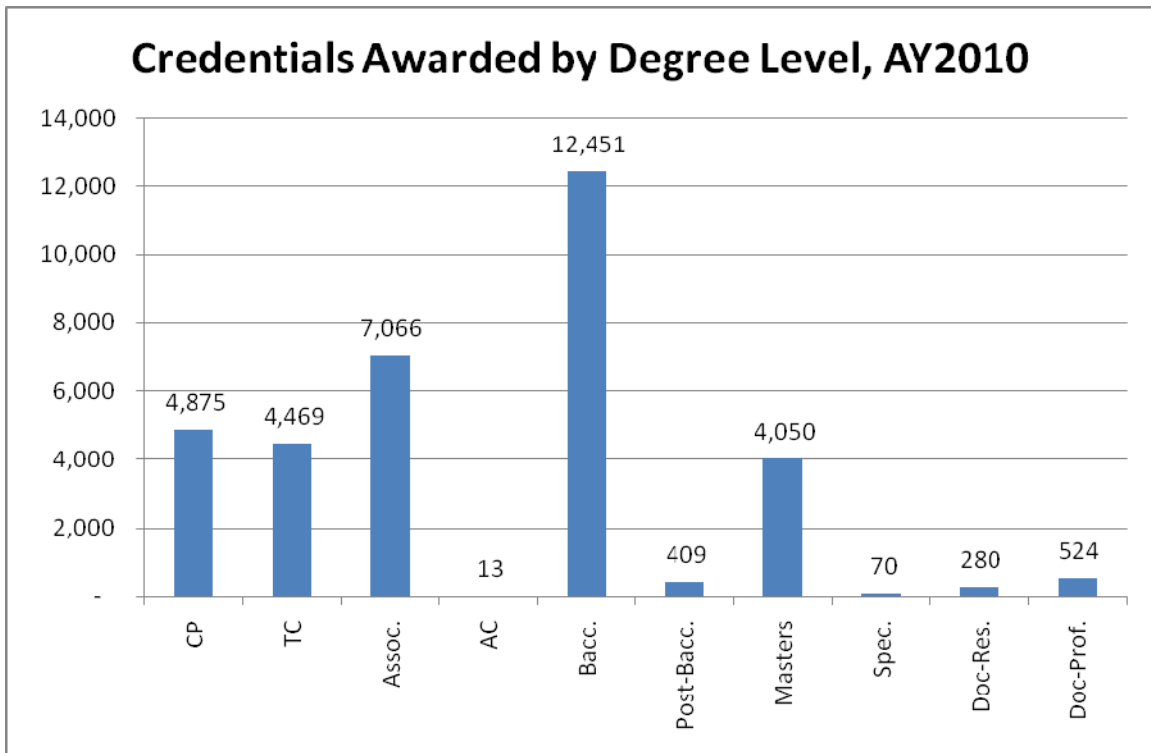
All institution types have seen a growth in the number of credentials awarded. This growth is led by the 2-Year Colleges.

Growth in Credentials Awarded	1-Year Growth	5-Year Growth
4-Year Universities	7.8%	22.7%
2-Year Colleges	18.5%	67.4%
Private Institutions	4.2%	2.4%
State Totals	11.5%	34.9%





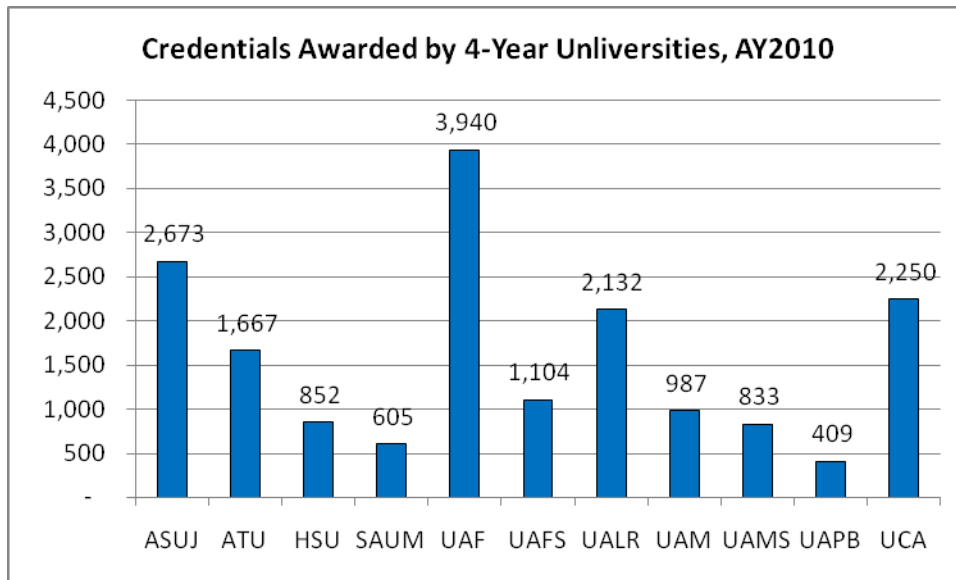
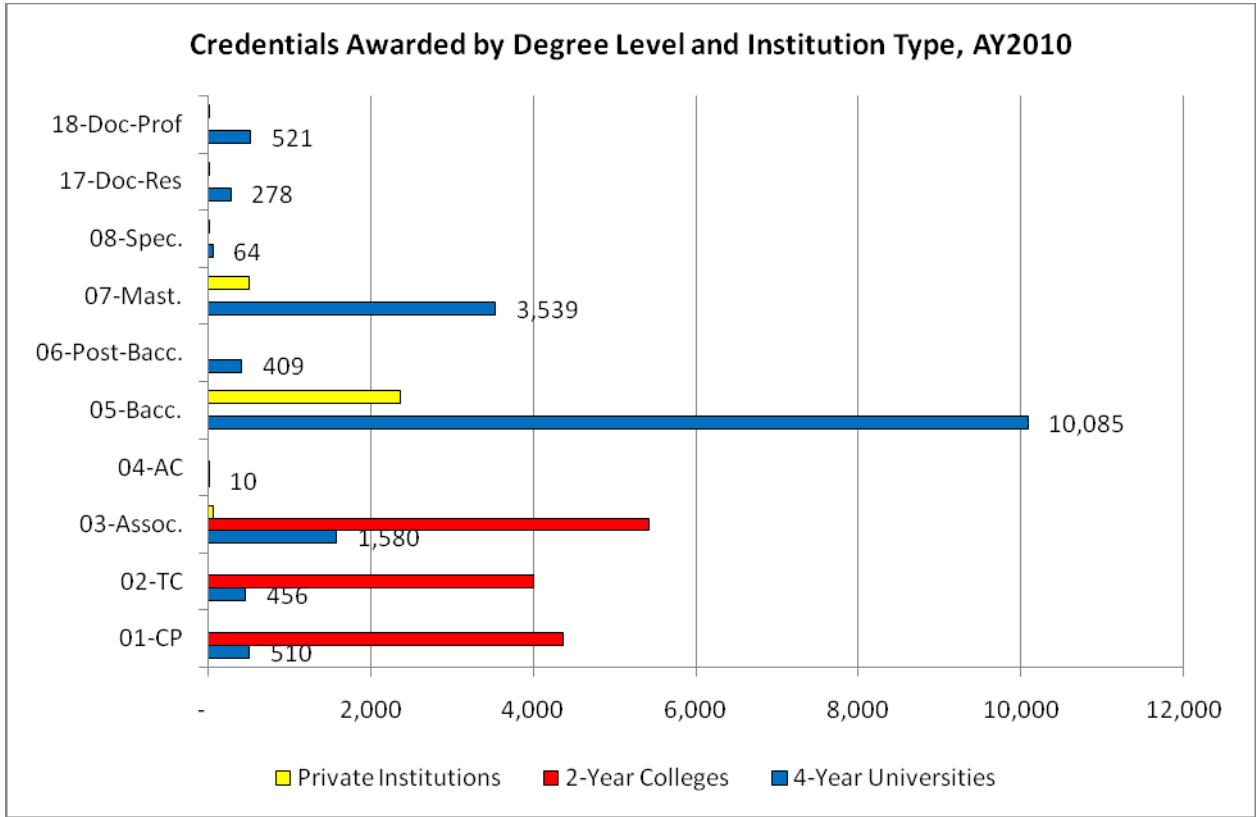
The following table illustrates the awarding of specific credentials by degree level for Academic Year 2010.

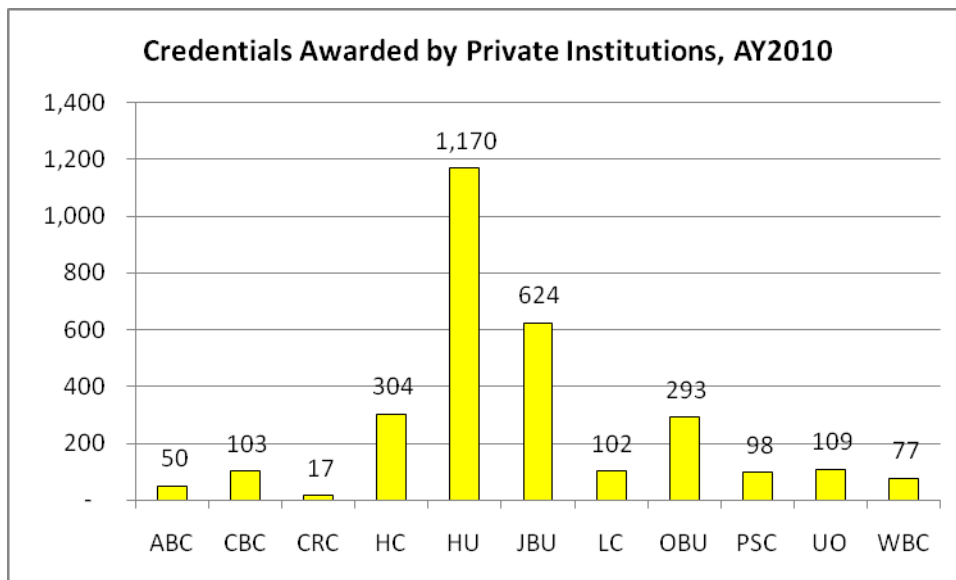
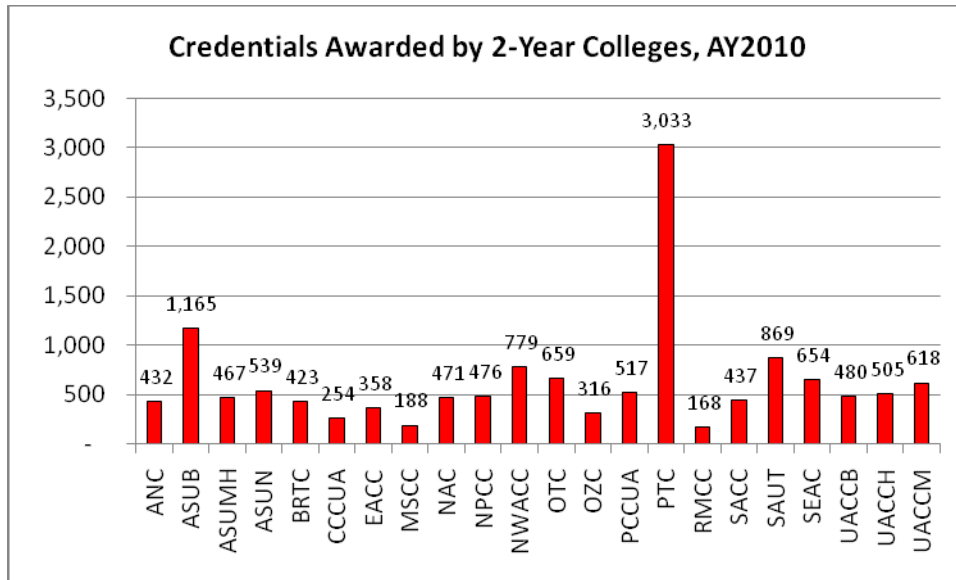


The growth of specific credential types are summarized as follows:

1. Certificates of Proficiency (CP) – these increased by 90.4 percent over the five-year period and 20.8 percent over the one-year period.
2. Technical Certificates (TC) – these increased by 97.6 percent over the five-year period and 20.2 percent over the one-year period.
3. Associate Degrees – these increased by 33.4 percent over the five-year period and 11.5 percent over the one-year period.
4. Advanced Certificates (AC) – these increased by 550.0 percent over the five-year period and 225.0 percent over the one-year period. However, AC credentials are uncommon, having gone from 2 in AY2006 to 13 in AY2010.
5. Baccalaureate Degrees – these increased by 10.0 percent over the five-year period and 4.5 percent over the one-year period.
6. Post-Baccalaureate Certificates – these increased by 808.9 percent over the five-year period and 229.8 percent over the one-year period. Again, the total numbers for this credential are relatively small (409 in AY2010).
7. Masters Degrees – these increased by 32.1 percent over the five-year period and 10.9 percent over the one-year period.
8. Specialist Degrees – these increased by 20.7 percent over the five-year period and decreased by 16.7 percent over the one-year period.
9. Doctoral Degrees (Research/Scholarship) – these increased by 24.4 percent over the five-year period and decreased by 3.8 percent over the one-year period.
10. Doctoral Degrees (Professional Practice) – these decreased by 0.4 percent over the five-year period and increased by 0.2 percent over the one-year period.

The following graphs illustrate the AY2009 awards by institution type.





For additional information, please see:

Attachment 3-A
Attachment 3-B

Credentials Awards for Last Five (5) Years
Credentials Awards by Degree Code, Public
Institutions Only

Credentials Awarded

Academic Year 2006 (2005-2006)

No.	Inst. Type	College	Code 01 Certificates of Proficiency	Code 02 Technical Certificates	Code 03 Associate Degrees	Code 04 Advanced Certificates	Code 05 Baccalaureate Degrees	Code 06 Post-Baccalaureate Degrees	Code 07 Master's Degrees	Code 08 Specialist Degrees, Post-Masters Certificate, Post-First Professional	Codes 09/17 Doctoral Degrees (OLD) Doctors - Research/Scholarship (NEW)	Codes 10/18 First Professional Degrees (OLD) Doctors - Professional Practice (NEW)	Code 19 Doctors - Other (NEW)	Grand Totals
1	1	ASUJ			180		1,508		386	30	19			2,123
2	1	ATU		184	68		821		126					1,203
3	1	HSU					411		93					510
4	1	SAUM			55		387		50					492
5	1	UAF					2,198		987		134	146		3,470
6	1	UAFS	200	68	512		315							1,095
7	1	UALR			145		1,021	25	430	11	20	139		1,791
8	1	UAM		79	218		297		107					701
9	1	UAMS		19	73		315	20	98		20	228		773
10	1	UAPB					372		27					399
11	1	UCA			29		1,286		324		29			1,668
12	2	ANC		78	216									294
13	2	ASUB	42	166	434									642
14	2	ASUMH	49		162									214
15	2	ASUN	1,007	42	71									1,120
16	2	BRTC	68	112	170									350
17	2	CCCUA	44	24	82									150
18	2	EACC		41	145									193
19	2	MSCC	26		88									116
20	2	NAC	30	128	256									414
21	2	NPCC		106	302									414
22	2	NWACC	96	27	295									418
23	2	OTC	102	64	93									259
24	2	OZC		32	75									109
25	2	PCCUA	215	64	199									478
26	2	PTC	65	307	528									902
27	2	RMCC	54	60	53									167
28	2	SACC	113	60	109									282
29	2	SAUT	192	276	107									575
30	2	SEAC	52	97	160									309
31	2	UACCB	61	59	164									284
32	2	UACCH	97	77	113									287
33	2	UACCM	33	87	153									273
34	P	ABC					47							48
35	P	CBC			16		60							76
36	P	CRC			17									17
37	P	HC					241							250
38	P	HU					798		345			13		1,161
39	P	JBU					523		83					610
40	P	LC					97							97
41	P	OBU					302							303
42	P	PSC					107							107
43	P	UO					122							122
44	P	WBC					86							88
4-Year Universities			200	350	1,280		8,931	45	2,628	56	222	513		14,225
2-Year Colleges			2,361	1,912	3,975									8,250
Private Institutions					41		2,383		437			13		2,879
State Totals			2,561	2,262	5,296		11,314	45	3,065	58	225	526		25,354

NOTE: Graduate counts less than ten (10) are not shown due to FERPA.

Credentials Awarded

Academic Year 2007 (2006-2007)

No.	Inst. Type	College	Code 01 Certificates of Proficiency	Code 02 Technical Certificates	Code 03 Associate Degrees	Code 04 Advanced Certificates	Code 05 Baccalaureate Degrees	Code 06 Post-Baccalaureate Degrees	Code 07 Master's Degrees	Code 08 Specialist Degrees, Post-Masters Certificate, Post-First Professional	Codes 09/17 Doctoral Degrees (OLD) Doctors - Research/Scholarship (NEW)	Codes 10/18 First Professional Degrees (OLD) Doctors - Professional Practice (NEW)	Code 19 Doctors - Other (NEW)	Grand Totals
1	1	ASUJ		98	187		1,438		382	30	10			2,145
2	1	ATU	53	171	108		850		209					1,394
3	1	HSU					463		153	11				627
4	1	SAUM			80		331		70					481
5	1	UAF					2,382		939		115	139		3,579
6	1	UAFS	101	46	554		391							1,092
7	1	UALR			203		1,034	79	393	11	25	132		1,877
8	1	UAM	45	122	194		265		84					711
9	1	UAMS		11	69		293	16	92		21	232		735
10	1	UAPB					376		31					407
11	1	UCA			39		1,389		387		44			1,860
12	2	ANC	19	70	202									291
13	2	ASUB	69	170	511									750
14	2	ASUMH	119	84	171									374
15	2	ASUN	868	37	65									970
16	2	BRTC	93	133	193									419
17	2	CCCUA	49	26	75									150
18	2	EACC		48	145									197
19	2	MSCC	41		80									121
20	2	NAC	28	115	239									382
21	2	NPCC		134	307									448
22	2	NWACC	70	26	307									403
23	2	OTC	140	86	89									315
24	2	OZC	88	48	92									228
25	2	PCCUA	98	61	153									312
26	2	PTC	121	359	607									1,087
27	2	RMCC		29	58									89
28	2	SACC	68	113	130									311
29	2	SAUT	243	217	83									543
30	2	SEAC	110	126	189									425
31	2	UACCB	53	52	149									254
32	2	UACCH	65	75	86									226
33	2	UACCM	50	116	174									340
34	P	ABC					38							46
35	P	CBC			23		43							66
36	P	CRC			15									15
37	P	HC					203							211
38	P	HU					770		347					1,131
39	P	JBU					491		122					615
40	P	LC					103							103
41	P	OBU					264							264
42	P	PSC					108							108
43	P	UO					106							106
44	P	WBC					108							112
4-Year Universities			199	448	1,434		9,212	96	2,740	59	215	503		14,908
2-Year Colleges			2,405	2,125	4,105									8,635
Private Institutions					52		2,234		477					2,777
State Totals			2,604	2,573	5,591		11,446	96	3,217	61	218	512		26,320

NOTE: Graduate counts less than ten (10) are not shown due to FERPA.

Credentials Awarded

Academic Year 2008 (2007-2008)

No.	Inst. Type	College	Code 01 Certificates of Proficiency	Code 02 Technical Certificates	Code 03 Associate Degrees	Code 04 Advanced Certificates	Code 05 Baccalaureate Degrees	Code 06 Post-Baccalaureate Degrees	Code 07 Master's Degrees	Code 08 Specialist Degrees, Post-Masters Certificate, Post-First Professional	Codes 09/17 Doctoral Degrees (OLD) Doctors - Research/Scholarship (NEW)	Codes 10/18 First Professional Degrees (OLD) Doctors - Professional Practice (NEW)	Code 19 Doctors - Other (NEW)	Grand Totals
1	1	ASUJ		58	197		1,362		421	31				2,084
2	1	ATU	39	147	100		834		233					1,357
3	1	HSU					480		148					635
4	1	SAUM				97	427		77					601
5	1	UAF					2,343		963		144	130		3,586
6	1	UAFS	225	76	310		384							995
7	1	UALR				179	1,038	61	475	24	23	123		1,923
8	1	UAM	94	105	259		294		56					808
9	1	UAMS		19	67		313	20	137		23	254		833
10	1	UAPB					364		22					386
11	1	UCA			24		1,480		439		35			1,980
12	2	ANC	128	73	202									403
13	2	ASUB	243	283	481									1,007
14	2	ASUMH	232	32	165									429
15	2	ASUN	818	80	81									979
16	2	BRTC	96	135	158									389
17	2	CCCUA	60	33	96									189
18	2	EACC	13	111	125									249
19	2	MSCC	34		64									99
20	2	NAC	60	112	214									386
21	2	NPCC	12	197	292									501
22	2	NWACC	91	52	467									610
23	2	OTC	165	143	78									386
24	2	OZC	35	68	103									206
25	2	PCCUA	97	51	158									306
26	2	PTC	135	530	597									1,262
27	2	RMCC		27	62									91
28	2	SACC	88	117	107									312
29	2	SAUT	203	342	112									657
30	2	SEAC	148	136	142									426
31	2	UACCB	174	70	153									397
32	2	UACCH	61	72	92									225
33	2	UACCM	79	108	169									356
34	P	ABC			27		15							42
35	P	CBC			25		65							90
36	P	CRC			23									23
37	P	HC					192							196
38	P	HU					787		350			10		1,157
39	P	JBU					487		146					637
40	P	LC					98							98
41	P	OBU					263							263
42	P	PSC					82							82
43	P	UO					97							97
44	P	WBC					115							119
4-Year Universities			358	405	1,233		9,319	89	2,971	72	234	507		15,188
2-Year Colleges			2,974	2,773	4,118									9,865
Private Institutions					83		2,201		500			10		2,804
State Totals			3,332	3,178	5,434		11,520	89	3,471	80	236	517		27,857

NOTE: Graduate counts less than ten (10) are not shown due to FERPA.

Credentials Awarded

Academic Year 2009 (2008-2009)

No.	Inst. Type	College	Code 01 Certificates of Proficiency	Code 02 Technical Certificates	Code 03 Associate Degrees	Code 04 Advanced Certificates	Code 05 Baccalaureate Degrees	Code 06 Post-Baccalaureate Degrees	Code 07 Master's Degrees	Code 08 Specialist Degrees, Post-Masters Certificate, Post-First Professional	Codes 09/17 Doctoral Degrees (OLD) Doctors - Research/Scholarship (NEW)	Codes 10/18 First Professional Degrees (OLD) Doctors - Professional Practice (NEW)	Code 19 Doctors - Other (NEW)	Grand Totals
1	1	ASUJ			284		1,414		431	29	12			2,174
2	1	ATU	52	195	165		973		201	11				1,597
3	1	HSU					463		167					635
4	1	SAUM			45		370		113					528
5	1	UAF					2,494		946	13	160	122		3,739
6	1	UAFS	189	135	471		396							1,191
7	1	UALR			244		1,084	97	509		22	121		2,084
8	1	UAM	132	101	258		265		68					824
9	1	UAMS			53		290	19	133		38	263		806
10	1	UAPB					401		24					425
11	1	UCA			35		1,532		558		56			2,189
12	2	ANC	160	74	194									428
13	2	ASUB	372	255	576									1,203
14	2	ASUMH	237	49	159									445
15	2	ASUN	565	174	101									840
16	2	BRTC	123	167	239									529
17	2	CCCUA	67	47	86									200
18	2	EACC	27	177	117									321
19	2	MSCC	51		76									127
20	2	NAC	34	98	221									353
21	2	NPCC	33	158	379									570
22	2	NWACC	97	46	503									646
23	2	OTC	253	150	102									505
24	2	OZC	35	76	122									233
25	2	PCCUA	199	51	148									398
26	2	PTC	108	617	711									1,437
27	2	RMCC	54	29	66									149
28	2	SACC	107	123	95									327
29	2	SAUT	332	328	123									783
30	2	SEAC	318	275	166									759
31	2	UACCB	196	59	167									422
32	2	UACCH	174	177	131									482
33	2	UACCM	121	148	231									500
34	P	ABC			14		16							30
35	P	CBC			35		54							89
36	P	CRC			15									15
37	P	HC					200							208
38	P	HU					863		361	11		17		1,255
39	P	JBU					450		132					582
40	P	LC					84							84
41	P	OBU					296							296
42	P	PSC					71							71
43	P	UO					118							118
44	P	WBC					76							79
4-Year Universities			373	440	1,555		9,682	124	3,150	73	288	506		16,192
2-Year Colleges			3,663	3,278	4,713									11,657
Private Institutions					67		2,228		501	11		17		2,827
State Totals			4,036	3,718	6,335		11,910	124	3,651	84	291	523		30,676

NOTE: Graduate counts less than ten (10) are not shown due to FERPA.

Credentials Awarded

Academic Year 2010 (2009-2010)

No.	Inst. Type	College	Code 01 Certificates of Proficiency	Code 02 Technical Certificates	Code 03 Associate Degrees	Code 04 Advanced Certificates	Code 05 Baccalaureate Degrees	Code 06 Post-Baccalaureate Degrees	Code 07 Master's Degrees	Code 08 Specialist Degrees, Post-Masters Certificate, Post-First Professional	Codes 09/17 Doctoral Degrees (OLD) Doctors - Research/Scholarship (NEW)	Codes 10/18 First Professional Degrees (OLD) Doctors - Professional Practice (NEW)	Code 19 Doctors - Other (NEW)	Grand Totals
1	1	ASUJ			394		1,552		667	42	16			2,673
2	1	ATU	80	216	202		959		209					1,667
3	1	HSU					437	280	135					852
4	1	SAUM			62		386		157					605
5	1	UAF					2,604		1,035		147	139		3,940
6	1	UAFS	228	74	383		419							1,104
7	1	UALR			205		1,093	90	574		31	130		2,132
8	1	UAM	201	150	242	10	331		53					987
9	1	UAMS		16	60		318	27	130		30	252		833
10	1	UAPB					375		34					409
11	1	UCA			32		1,611		545		54			2,250
12	2	ANC	148	86	198									432
13	2	ASUB	358	236	571									1,165
14	2	ASUMH	251	46	170									467
15	2	ASUN	268	164	107									539
16	2	BRTC	82	169	172									423
17	2	CCCUA	88	55	111									254
18	2	EACC	32	212	114									358
19	2	MSCC	99		89									188
20	2	NAC	100	158	213									471
21	2	NPCC	37	87	352									476
22	2	NWACC	137	64	578									779
23	2	OTC	345	195	119									659
24	2	OZC	112	78	126									316
25	2	PCCUA	230	86	201									517
26	2	PTC	620	1,276	1,134									3,033
27	2	RMCC	55	35	78									168
28	2	SACC	143	158	136									437
29	2	SAUT	407	303	159									869
30	2	SEAC	292	192	170									654
31	2	UACCB	211	74	195									480
32	2	UACCH	210	161	134									505
33	2	UACCM	140	178	300									618
34	P	ABC			22		28							50
35	P	CBC			26		77							103
36	P	CRC												17
37	P	HC					297							304
38	P	HU					793		366					1,170
39	P	JBU					484		138					624
40	P	LC					102							102
41	P	OBU					293							293
42	P	PSC					98							98
43	P	UO					109							109
44	P	WBC					77							77
4-Year Universities			510	456	1,580	10	10,085	409	3,539	64	278	521		17,452
2-Year Colleges			4,365	4,013	5,427									13,808
Private Institutions					59		2,366		511					2,947
State Totals			4,875	4,469	7,066	13	12,451	409	4,050	70	280	524		34,207

NOTE: Graduate counts less than ten (10) are not shown due to FERPA.

**Credentials Awarded by Degree Code*, Public Institutions Only
Academic Year 2010 (2009-2010)**

Inst. Type	College	Degree Level	Award	Degree Code	Degree Name	Credentials Awarded
1	ASUJ	03	AA	3240	General Education	22
1	ASUJ	03	AAS	0335	Clinical Laboratory Science	
1	ASUJ	03	AAS	0405	Food Technology	
1	ASUJ	03	AAS	0600	Law Enforcement	
1	ASUJ	03	AAS	0710	Nursing	91
1	ASUJ	03	AAS	0750	Physical Therapist Assistant	25
1	ASUJ	03	AAS	0790	Radiologic Technology	35
1	ASUJ	03	AGS	0900	General Studies	19
1	ASUJ	03	AS	0840	Technology	
1	ASUJ	03	AS	0960	Business Information Systems	
1	ASUJ	03	AS	3241	General Education	190
1	ASUJ	05	BA	1250	Art	
1	ASUJ	05	BA	1310	Chemistry	21
1	ASUJ	05	BA	1350	Computer Science	
1	ASUJ	05	BA	1370	Criminology	52
1	ASUJ	05	BA	1420	English	25
1	ASUJ	05	BA	1500	History	19
1	ASUJ	05	BA	1630	Music	
1	ASUJ	05	BA	1650	Philosophy	11
1	ASUJ	05	BA	1690	Political Science	15
1	ASUJ	05	BA	1780	Sociology	14
1	ASUJ	05	BA	1830	Communication Studies	10
1	ASUJ	05	BA	5161	World Languages and Cultures	
1	ASUJ	05	BAS	5877	Bachelor of Applied Science	
1	ASUJ	05	BFA	1245	Graphic Design	10
1	ASUJ	05	BFA	2020	Art	10
1	ASUJ	05	BFA	2070	Theatre Arts	
1	ASUJ	05	BM	2105	Music - Performance	
1	ASUJ	05	BME	2150	Instrumental Music	
1	ASUJ	05	BME	2190	Vocal Music	
1	ASUJ	05	BS	1733	Digital Media & Design	11
1	ASUJ	05	BS	2080	Interdisciplinary Studies	128
1	ASUJ	05	BS	2200	Accounting	64
1	ASUJ	05	BS	2205	Athletic Training	
1	ASUJ	05	BS	2207	Sport Management	23
1	ASUJ	05	BS	2301	Biological Sciences	44
1	ASUJ	05	BS	2320	Business Administration	37
1	ASUJ	05	BS	2330	Business Economics	
1	ASUJ	05	BS	2350	Chemistry	
1	ASUJ	05	BS	2370	Communication Sciences & Disorders	29
1	ASUJ	05	BS	2400	Computer Information Technology	22
1	ASUJ	05	BS	2410	Computer Science	
1	ASUJ	05	BS	2495	Exercise Science	22
1	ASUJ	05	BS	2580	Finance	41
1	ASUJ	05	BS	2720	Health Promotion	13
1	ASUJ	05	BS	2800	International Business	18
1	ASUJ	05	BS	2810	Journalism	43
1	ASUJ	05	BS	2820	Management	49
1	ASUJ	05	BS	2850	Technology	16
1	ASUJ	05	BS	2860	Marketing	35
1	ASUJ	05	BS	2870	Mathematics	
1	ASUJ	05	BS	2890	Clinical Laboratory Science	16
1	ASUJ	05	BS	3030	Physics	
1	ASUJ	05	BS	3060	Graphic Communications	
1	ASUJ	05	BS	3070	Psychology	45
1	ASUJ	05	BS	3090	Radio-Television	29
1	ASUJ	05	BS	3290	Wildlife Ecology & Management	
1	ASUJ	05	BS	3387	Forensic Science	
1	ASUJ	05	BSA	3320	Agricultural Education	
1	ASUJ	05	BSA	3350	Agriculture Business	39
1	ASUJ	05	BSA	3380	Animal Science	13
1	ASUJ	05	BSA	3430	Agricultural Science	

Inst. Type	College	Degree Level	Award	Degree Code	Degree Name	Credentials Awarded
1	ASUJ	05	BSA	3470	Plant Science	13
1	ASUJ	05	BSCE	5640	Civil Engineering	11
1	ASUJ	05	BSE	3680	Art Education	
1	ASUJ	05	BSE	3700	Biology	
1	ASUJ	05	BSE	3710	Business Technology	
1	ASUJ	05	BSE	3720	Chemistry	
1	ASUJ	05	BSE	3760	Early Childhood Education	129
1	ASUJ	05	BSE	3800	English	
1	ASUJ	05	BSE	3910	Mathematics Education	
1	ASUJ	05	BSE	3915	Middle Level Education	62
1	ASUJ	05	BSE	3940	Physical Education	28
1	ASUJ	05	BSE	4010	Social Science	10
1	ASUJ	05	BSE	4080	Speech Communication & Theatre Arts	
1	ASUJ	05	BSE	5131	World Languages and Cultures	
1	ASUJ	05	BSEE	4140	Electrical Engineering	11
1	ASUJ	05	BSEngr	3790	Engineering	36
1	ASUJ	05	BSME	4230	Mechanical Engineering	14
1	ASUJ	05	BSN	4240	Nursing	116
1	ASUJ	05	BSRS	3100	Radiologic Sciences	53
1	ASUJ	05	BSW	1770	Social Work	47
1	ASUJ	06	GC	5185	Aging Studies	
1	ASUJ	06	GC	5750	Student Affairs	
1	ASUJ	07	MA	5230	Art	
1	ASUJ	07	MA	5280	Criminal Justice	
1	ASUJ	07	MA	5310	English	
1	ASUJ	07	MA	5360	History	
1	ASUJ	07	MA	5420	Political Science	
1	ASUJ	07	MA	5470	Sociology	
1	ASUJ	07	MA	5490	Communication Studies & Theatre Arts	
1	ASUJ	07	MA	6275	Heritage Studies	
1	ASUJ	07	MACC	6570	Accounting	
1	ASUJ	07	MBA	5580	Business Administration	38
1	ASUJ	07	MCD	5590	Communicative Disorders	14
1	ASUJ	07	MEM	7530	Engineering Management	11
1	ASUJ	07	MM	5990	Music - Performance	
1	ASUJ	07	MPA	6020	Public Administration	14
1	ASUJ	07	MPT	6425	Physical Therapy	13
1	ASUJ	07	MRC	6030	Rehabilitation Counseling	12
1	ASUJ	07	MS	5615	College Student Personnel Services	
1	ASUJ	07	MS	6120	Biology	
1	ASUJ	07	MS	6140	Chemistry	
1	ASUJ	07	MS	6180	Computer Science	
1	ASUJ	07	MS	6200	Early Childhood Services	16
1	ASUJ	07	MS	6273	Health Sciences	
1	ASUJ	07	MS	6305	Exercise Science	
1	ASUJ	07	MS	6320	Mathematics	
1	ASUJ	07	MS	6550	Vocational - Technical Administration	
1	ASUJ	07	MS	6600	Environmental Sciences	
1	ASUJ	07	MS	7087	Information Systems & E-Commerce	
1	ASUJ	07	MSA	6580	Agricultural Education	
1	ASUJ	07	MSA	6590	Agriculture	
1	ASUJ	07	MSE	5663	Curriculum & Instruction	
1	ASUJ	07	MSE	5664	Educational Theory & Practice	247
1	ASUJ	07	MSE	6660	Business Technology	17
1	ASUJ	07	MSE	6680	School Counseling	
1	ASUJ	07	MSE	6710	Early Childhood Education	
1	ASUJ	07	MSE	6730	Educational Leadership	25
1	ASUJ	07	MSE	6780	Middle-Level Education	
1	ASUJ	07	MSE	6820	English	
1	ASUJ	07	MSE	6840	Special Education	12
1	ASUJ	07	MSE	6910	Reading	
1	ASUJ	07	MSE	6940	Social Science	
1	ASUJ	07	MSE	7000	Special Education	15
1	ASUJ	07	MSE	7005	Special Education	
1	ASUJ	07	MSMC	7050	Journalism	
1	ASUJ	07	MSMC	7060	Radio-Television	

Inst. Type	College	Degree Level	Award	Degree Code	Degree Name	Credentials Awarded
1	ASUJ	07	MSN	7080	Nursing	36
1	ASUJ	07	MSN	7085	Nurse Anesthesia	46
1	ASUJ	08	EdS	5080	Educational Leadership	10
1	ASUJ	08	EdS	5165	Psychology and Counseling	19
1	ASUJ	08	SCCT	7420	Community College Teaching	13
1	ASUJ	17	EdD	4970	Educational Leadership	13
1	ASUJ	17	PhD	7275	Heritage Studies	
1	ASUJ	17	PhD	7600	Environmental Sciences	
	ASUJ Total					2,673
1	ATU	01	CP	0015	Emergency Medical Technician	59
1	ATU	01	CP	4750	Certified Nursing Assistant	21
1	ATU	02	TC	0389	Law Enforcement	10
1	ATU	02	TC	4285	Business Technology	32
1	ATU	02	TC	4295	EMT/Paramedic	
1	ATU	02	TC	4310	Air Conditioning, Heating, & Refrigeration Technology	17
1	ATU	02	TC	4330	Collision Repair Technology	15
1	ATU	02	TC	4340	Automotive Service Technology	14
1	ATU	02	TC	4420	Cosmetology	15
1	ATU	02	TC	4445	Computer Information Systems	16
1	ATU	02	TC	4504	Industrial Control Systems	10
1	ATU	02	TC	4645	Industrial Electronic Technology	
1	ATU	02	TC	4660	Practical Nursing	35
1	ATU	02	TC	4729	Business Technology	23
1	ATU	02	TC	4730	Medical Transcription	
1	ATU	02	TC	4900	Welding Technology	19
1	ATU	03	AA	0030	Criminal Justice	
1	ATU	03	AA	0060	General Studies	
1	ATU	03	AAS	0206	Allied Health	24
1	ATU	03	AAS	0307	Business Technology	50
1	ATU	03	AAS	0517	General Technology	59
1	ATU	03	AAS	0575	Industrial Systems Technology	
1	ATU	03	AAS	0750	Physical Therapy Assistant	17
1	ATU	03	AAS	1120	Medical Assistant	
1	ATU	03	AS	1010	Early Childhood Education	14
1	ATU	03	ASNT	1150	Nuclear Technology	18
1	ATU	05	BA	1250	Art	20
1	ATU	05	BA	1260	Art Education	
1	ATU	05	BA	1420	English	
1	ATU	05	BA	1440	Foreign Language	
1	ATU	05	BA	1455	General Studies	
1	ATU	05	BA	1510	History	31
1	ATU	05	BA	1540	International Studies	
1	ATU	05	BA	1560	Journalism	24
1	ATU	05	BA	1630	Music	10
1	ATU	05	BA	1710	Psychology	37
1	ATU	05	BA	1740	Rehabilitation Science	14
1	ATU	05	BA	1760	Social Studies	
1	ATU	05	BA	1780	Sociology	20
1	ATU	05	BA	1830	Speech	28
1	ATU	05	BA	9420	English	
1	ATU	05	BA	9830	Speech	
1	ATU	05	BFA	2030	Creative Writing	10
1	ATU	05	BFA	2040	Creative Writing	
1	ATU	05	BME	1640	Music Education	
1	ATU	05	BPS	1871	Professional Studies	56
1	ATU	05	BS	2220	Agriculture Business	33
1	ATU	05	BS	2300	Biology	33
1	ATU	05	BS	2340	Business Education	
1	ATU	05	BS	2350	Chemistry	
1	ATU	05	BS	2410	Computer Science	
1	ATU	05	BS	2440	Early Childhood Education	80
1	ATU	05	BS	2485	Engineering Physics	
1	ATU	05	BS	2490	Emergency Administration & Management	51
1	ATU	05	BS	2590	Fisheries & Wildlife Biology	13
1	ATU	05	BS	2660	Geology	
1	ATU	05	BS	2680	Health & Physical Education	49

Inst. Type	College	Degree Level	Award	Degree Code	Degree Name	Credentials Awarded
1	ATU	05	BS	2700	Health Information Management	13
1	ATU	05	BS	2760	Hospitality Administration	22
1	ATU	05	BS	2797	Information Systems	
1	ATU	05	BS	2870	Mathematics	
1	ATU	05	BS	2910	Middle Level Education	10
1	ATU	05	BS	2970	Recreation & Park Administration	17
1	ATU	05	BS	3010	Physical Science	
1	ATU	05	BS	5285	Information Technology	13
1	ATU	05	BS	9300	Life Science & Earth Science	
1	ATU	05	BS	9870	Mathematics	
1	ATU	05	BSBA	2200	Accounting	19
1	ATU	05	BSBA	2320	Management & Marketing	82
1	ATU	05	BSBA	2460	Economics & Finance	17
1	ATU	05	BSEE	4140	Electrical Engineering	16
1	ATU	05	BSME	4230	Mechanical Engineering	46
1	ATU	05	BSN	4240	Nursing	91
1	ATU	07	MA	1401	Teaching English to Speakers of Other Languages	16
1	ATU	07	MA	5310	English	27
1	ATU	07	MA	5360	History	
1	ATU	07	MA	5395	Multi-Media Journalism	
1	ATU	07	MA	5480	Spanish	
1	ATU	07	ME	6520	Master of Engineering	
1	ATU	07	MEd	3975	Teaching, Learning, & Leadership	12
1	ATU	07	MEd	5665	Educational Leadership	10
1	ATU	07	MEd	5675	Instructional Technology	20
1	ATU	07	MEd	5680	Elementary Education	
1	ATU	07	MEd	5755	Instructional Improvement	
1	ATU	07	MEd	5790	Mathematics	
1	ATU	07	MEd	5820	Physical Education	
1	ATU	07	MEd	5860	Social Studies	
1	ATU	07	MEd	6680	School Counseling & Leadership	10
1	ATU	07	MLA	5960	Liberal Arts	
1	ATU	07	MS	5615	College Student Personnel Services	37
1	ATU	07	MS	6180	Psychology	
1	ATU	07	MS	6225	Fisheries & Wildlife Biology	
1	ATU	07	MS	6285	Information Technology	17
1	ATU	07	MS	6490	Emergency Management and Homeland Security	24
1	ATU	07	MSE	6830	Gifted & Talented	
1	ATU	07	MSN	7080	Nursing	
1	ATU	08	EdS	5120	Educational Leadership	
	ATU Total					1,667
1	HSU	05	BA	1330	Communication	
1	HSU	05	BA	1420	English	12
1	HSU	05	BA	1500	History	11
1	HSU	05	BA	1590	Mass Media Communication	
1	HSU	05	BA	1630	Music	
1	HSU	05	BA	1690	Political Science	
1	HSU	05	BA	1710	Psychology	
1	HSU	05	BA	1720	Public Administration	
1	HSU	05	BA	1780	Sociology	
1	HSU	05	BA	1800	Spanish	
1	HSU	05	BA	1840	Theatre Arts	
1	HSU	05	BBA	1890	Accounting	18
1	HSU	05	BBA	1920	Business Administration	48
1	HSU	05	BBA	1930	Business Information Systems	
1	HSU	05	BFA	2060	Studio Art	19
1	HSU	05	BGS	1870	General Studies	37
1	HSU	05	BM	2100	Music	
1	HSU	05	BM	2115	Music	
1	HSU	05	BS	2205	Athletic Training	
1	HSU	05	BS	2290	Aviation	11
1	HSU	05	BS	2300	Biology	28
1	HSU	05	BS	2350	Chemistry	
1	HSU	05	BS	2415	Computer Science	
1	HSU	05	BS	2565	Family & Consumer Sciences	
1	HSU	05	BS	2770	Human Services	12

Inst. Type	College	Degree Level	Award	Degree Code	Degree Name	Credentials Awarded
1	HSU	05	BS	2870	Mathematics	
1	HSU	05	BS	3030	Physics	
1	HSU	05	BS	3070	Psychology	
1	HSU	05	BS	3120	Recreation	17
1	HSU	05	BSE	2910	Middle Level Education	10
1	HSU	05	BSE	3670	Art	
1	HSU	05	BSE	3750	Early Childhood Education	38
1	HSU	05	BSE	3940	Physical Education	17
1	HSU	05	BSE	4010	Social Science	
1	HSU	05	BSE	4120	Business Technology Education	
1	HSU	05	BSN	4240	Nursing	50
1	HSU	06	GC	4335	English as a Second Language	245
1	HSU	06	GC	6130	Developmental Therapy	
1	HSU	06	GC	6520	Educational Leadership	26
1	HSU	07	MAT	5542	Education	12
1	HSU	07	MBA	5580	Business Administration	35
1	HSU	07	MLA	5960	Liberal Arts	
1	HSU	07	MS	6458	Sports Administration	18
1	HSU	07	MS	6490	Clinical Mental Health Counseling	19
1	HSU	07	MSE	5663	Advanced Instructional Studies	25
1	HSU	07	MSE	5880	Reading	
1	HSU	07	MSE	6680	School Counseling	
1	HSU	07	MSE	6720	Early Childhood	
1	HSU	07	MSE	6920	Educational Leadership	
1	HSU	07	MSE	7000	Instructional Specialist, Special Education	
	HSU Total					852
1	SAUM	03	AA	0060	General Studies	
1	SAUM	03	AS	1090	General Studies	
1	SAUM	03	AS	1160	Nursing	53
1	SAUM	03	AS	1350	Chemistry	
1	SAUM	05	BA	1420	English	
1	SAUM	05	BA	1500	History	
1	SAUM	05	BA	1590	Mass Communications	
1	SAUM	05	BA	1630	Music	
1	SAUM	05	BA	1690	Political Science	
1	SAUM	05	BA	1800	Foreign Language	
1	SAUM	05	BA	1840	Theatre	
1	SAUM	05	BA	2400	Behavioral & Social Sciences	
1	SAUM	05	BAS	1870	General Studies	27
1	SAUM	05	BBA	1890	Accounting	25
1	SAUM	05	BBA	1920	Business Administration	70
1	SAUM	05	BFA	1251	Art and Design	
1	SAUM	05	BME	2175	Music	
1	SAUM	05	BS	2205	Athletic Training	
1	SAUM	05	BS	2220	Agriculture Business	
1	SAUM	05	BS	2245	Agriculture Sciences	
1	SAUM	05	BS	2300	Biological Sciences	19
1	SAUM	05	BS	2350	Chemistry	
1	SAUM	05	BS	2405	Criminal Justice	19
1	SAUM	05	BS	2410	Computer Science	
1	SAUM	05	BS	2495	Exercise Science	
1	SAUM	05	BS	2790	Industrial Technology	
1	SAUM	05	BS	2870	Mathematics	
1	SAUM	05	BS	3040	Physics, Engineering	
1	SAUM	05	BS	3070	Psychology	28
1	SAUM	05	BS	3140	Human Performance, Recreation, & Community Service	
1	SAUM	05	BS	3190	Sociology	
1	SAUM	05	BS	3270	Agricultural Education	
1	SAUM	05	BSE	3750	Early Childhood Education	68
1	SAUM	05	BSE	3860	Physical Education, Wellness, & Leisure	15
1	SAUM	05	BSE	3915	Middle School Education	
1	SAUM	05	BSN	4240	Nursing	13
1	SAUM	05	BSW	2777	Social Work	15
1	SAUM	07	MAT	5542	Teacher Education	13
1	SAUM	07	MBA	5580	Business Administration	
1	SAUM	07	MED	5640	School Counseling	11

Inst. Type	College	Degree Level	Award	Degree Code	Degree Name	Credentials Awarded
1	SAUM	07	MEd	5670	Educational Administration & Supervision	
1	SAUM	07	MEd	5680	Elementary Education	32
1	SAUM	07	MED	5740	Kinesiology	
1	SAUM	07	MEd	5780	Library Media	23
1	SAUM	07	MEd	5850	Secondary Education	22
1	SAUM	07	MPA	6020	Public Administration	12
1	SAUM	07	MS	5620	Clinical Mental Health Counseling	13
1	SAUM	07	MS	6170	Computer & Information Sciences	
1	SAUM	07	MS	6590	Agriculture	10
	SAUM Total					605
1	UAF	05	BA	1227	American Studies	
1	UAF	05	BA	1230	Anthropology	29
1	UAF	05	BA	1250	Art	24
1	UAF	05	BA	1280	Biology	20
1	UAF	05	BA	1310	Chemistry	
1	UAF	05	BA	1320	Classical Studies	
1	UAF	05	BA	1330	Communication	99
1	UAF	05	BA	1350	Computer Science	
1	UAF	05	BA	1360	Criminal Justice	35
1	UAF	05	BA	1380	Drama	
1	UAF	05	BA	1400	Economics	
1	UAF	05	BA	1420	English	85
1	UAF	05	BA	1450	French	12
1	UAF	05	BA	1460	Geography	
1	UAF	05	BA	1480	German	
1	UAF	05	BA	1500	History	58
1	UAF	05	BA	1535	International Relations	40
1	UAF	05	BA	1560	Journalism	87
1	UAF	05	BA	1600	Mathematics	15
1	UAF	05	BA	1630	Music	10
1	UAF	05	BA	1650	Philosophy	10
1	UAF	05	BA	1670	Physics	
1	UAF	05	BA	1690	Political Science	52
1	UAF	05	BA	1710	Psychology	63
1	UAF	05	BA	1780	Sociology	31
1	UAF	05	BA	1800	Spanish	26
1	UAF	05	BArch	1880	Architecture	29
1	UAF	05	BFA	2020	Art	22
1	UAF	05	BID	4190	Interior Design	20
1	UAF	05	BLA	2090	Landscape Architecture	
1	UAF	05	BM	2100	Music	25
1	UAF	05	BS	1240	Architectural Studies	11
1	UAF	05	BS	2091	Landscape Architectural Studies	
1	UAF	05	BS	2300	Biology	123
1	UAF	05	BS	2350	Chemistry	40
1	UAF	05	BS	2410	Computer Science	10
1	UAF	05	BS	2445	Earth Science	
1	UAF	05	BS	2660	Geology	
1	UAF	05	BS	2870	Mathematics	12
1	UAF	05	BS	2880	Medical Science	
1	UAF	05	BS	3030	Physics	16
1	UAF	05	BSA	3320	Agricultural Education, Communication, and Technology	13
1	UAF	05	BSA	3340	Agricultural Business	50
1	UAF	05	BSA	3370	Crop Management	
1	UAF	05	BSA	3380	Animal Science	33
1	UAF	05	BSA	3415	Environmental Soil & Water Science	12
1	UAF	05	BSA	3420	Food Science	
1	UAF	05	BSA	3451	Horticulture, Landscape and Turf Sciences	11
1	UAF	05	BSA	3480	Poultry Science	10
1	UAF	05	BSBA	2580	Finance	166
1	UAF	05	BSBA	3510	Accounting	87
1	UAF	05	BSBA	3530	Management	61
1	UAF	05	BSBA	3540	Business Economics	22
1	UAF	05	BSBA	3580	General Business	
1	UAF	05	BSBA	3590	Marketing	133
1	UAF	05	BSBA	3620	Transportation	43

Inst. Type	College	Degree Level	Award	Degree Code	Degree Name	Credentials Awarded
1	UAF	05	BSBA	3630	Information Systems	42
1	UAF	05	BSBE	3505	Biological Engineering	19
1	UAF	05	BSCE	3640	Civil Engineering	44
1	UAF	05	BSChE	3660	Chemical Engineering	31
1	UAF	05	BSCmpE	3650	Computer Engineering	12
1	UAF	05	BSE	2441	Elementary Education	35
1	UAF	05	BSE	3730	Communication Disorders	30
1	UAF	05	BSE	3770	Childhood Education	89
1	UAF	05	BSE	3850	Health Science	20
1	UAF	05	BSE	3905	Kinesiology	86
1	UAF	05	BSE	3915	Middle Level Education	14
1	UAF	05	BSE	3980	Recreation and Sport Management	18
1	UAF	05	BSE	4110	Career and Technical Education	
1	UAF	05	BSE	5201	Human Resource Development	44
1	UAF	05	BSEE	4140	Electrical Engineering	36
1	UAF	05	BSHES	4150	Apparel Studies	41
1	UAF	05	BSHES	4160	Foods, Human Nutrition, & Hospitality	55
1	UAF	05	BSHES	4170	Human Environmental Sciences	
1	UAF	05	BSHES	4200	Human Development, Family Sciences, & Rural Sociology	32
1	UAF	05	BSIB	2805	International Business	26
1	UAF	05	BSIE	4210	Industrial Engineering	25
1	UAF	05	BSME	4230	Mechanical Engineering	65
1	UAF	05	BSN	2940	Nursing	66
1	UAF	05	BSPA	4250	Public Administration	10
1	UAF	05	BSW	1770	Social Work	28
1	UAF	06	GC	2101	Advanced Instrumental Performance	
1	UAF	06	GC	4550	Entrepreneurship	
1	UAF	06	GC	5185	Gerontology	
1	UAF	06	GC	6253	Autism Spectrum Disorders	
1	UAF	07	LLM	5210	Agricultural and Food Law	14
1	UAF	07	MA	5220	Anthropology	10
1	UAF	07	MA	5260	Communication	16
1	UAF	07	MA	5270	Comparative Literature and Cultural Studies	
1	UAF	07	MA	5300	Economics	
1	UAF	07	MA	5310	English	
1	UAF	07	MA	5320	French	
1	UAF	07	MA	5330	Geography	
1	UAF	07	MA	5340	German	
1	UAF	07	MA	5360	History	11
1	UAF	07	MA	5380	Journalism	
1	UAF	07	MA	5400	Philosophy	
1	UAF	07	MA	5420	Political Science	
1	UAF	07	MA	5430	Psychology	
1	UAF	07	MA	5470	Sociology	
1	UAF	07	MA	5480	Spanish	
1	UAF	07	MAcc	6570	Accounting	37
1	UAF	07	MAT	5533	Childhood Education	66
1	UAF	07	MAT	5540	Middle Level Education	
1	UAF	07	MAT	5560	Secondary Education	48
1	UAF	07	MBA	5580	Business Administration	91
1	UAF	07	MEd	5670	Educational Leadership	
1	UAF	07	MEd	5680	Elementary Education	
1	UAF	07	MEd	5750	Higher Education	17
1	UAF	07	MEd	5760	Educational Technology	11
1	UAF	07	MEd	5830	Recreation and Sport Management	12
1	UAF	07	MEd	5850	Secondary Education	
1	UAF	07	MEd	5870	Special Education	15
1	UAF	07	MEd	5901	Workforce Development Education	42
1	UAF	07	MFA	0022	Drama	
1	UAF	07	MFA	5910	Art	
1	UAF	07	MFA	5920	Creative Writing	10
1	UAF	07	MIS	6165	Information Systems	25
1	UAF	07	MM	5980	Music	14
1	UAF	07	MPA	6020	Public Administration	10
1	UAF	07	MS	6040	Agricultural & Extension Education	
1	UAF	07	MS	6050	Agricultural Economics	18

Inst. Type	College	Degree Level	Award	Degree Code	Degree Name	Credentials Awarded
1	UAF	07	MS	6060	Crop, Soil, & Environmental Sciences	18
1	UAF	07	MS	6080	Animal Science	
1	UAF	07	MS	6120	Biology	
1	UAF	07	MS	6135	Cell & Molecular Biology	
1	UAF	07	MS	6140	Chemistry	
1	UAF	07	MS	6160	Communication Disorders	19
1	UAF	07	MS	6180	Computer Science	
1	UAF	07	MS	6185	Counseling	15
1	UAF	07	MS	6210	Entomology	
1	UAF	07	MS	6230	Food Science	
1	UAF	07	MS	6240	Agricultural, Food, & Life Sciences	
1	UAF	07	MS	6250	Geology	
1	UAF	07	MS	6270	Health Science	10
1	UAF	07	MS	6280	Human Environmental Sciences	
1	UAF	07	MS	6290	Horticulture	
1	UAF	07	MS	6305	Kinesiology	22
1	UAF	07	MS	6320	Mathematics	
1	UAF	07	MS	6345	Microelectronics	
1	UAF	07	MS	6430	Physics	
1	UAF	07	MS	6450	Plant Pathology	
1	UAF	07	MS	6452	Poultry Science	
1	UAF	07	MS	6457	Rehabilitation	15
1	UAF	07	MS	6530	Statistics	
1	UAF	07	MSBE	6600	Biological Engineering	
1	UAF	07	MSBME	6500	Biomedical Engineering	
1	UAF	07	MSCE	6610	Civil Engineering	17
1	UAF	07	MSChE	6630	Chemical Engineering	
1	UAF	07	MSCmpE	6620	Computer Engineering	
1	UAF	07	MSE	6810	Engineering	
1	UAF	07	MSEE	7020	Electrical Engineering	11
1	UAF	07	MSIE	7040	Industrial Engineering	
1	UAF	07	MSME	7070	Mechanical Engineering	
1	UAF	07	MSN	7080	Nursing	
1	UAF	07	MSOM	6360	Operations Management	210
1	UAF	07	MSTCE	6525	Telecommunications Engineering	
1	UAF	07	MSTE	6545	Transportation Engineering	
1	UAF	07	MSW	7100	Social Work	22
1	UAF	08	EdS	5110	Educational Leadership	
1	UAF	08	EDS	5190	Curriculum & Instruction	
1	UAF	08	PMC	5552	Building-Level Administrator	
1	UAF	08	PMC	5777	Educational Statistics & Research Methods	
1	UAF	08	PMC	5781	Educational Measurement	
1	UAF	17	EdD	4932	Workforce Development Education	
1	UAF	17	EdD	4950	Educational Leadership	
1	UAF	17	EdD	4990	Higher Education	
1	UAF	17	PhD	5222	Anthropology	
1	UAF	17	PhD	6125	Biology	
1	UAF	17	PhD	6137	Cell & Molecular Biology	
1	UAF	17	PhD	6201	Space & Planetary Sciences	
1	UAF	17	PhD	6777	Educational Statistics & Research Methods	
1	UAF	17	PhD	7105	Poultry Science	
1	UAF	17	PhD	7110	Crop, Soil, & Environmental Sciences	
1	UAF	17	PhD	7130	Animal Science	
1	UAF	17	PhD	7170	Business Administration	
1	UAF	17	PhD	7180	Chemistry	
1	UAF	17	PhD	7190	Comparative Literature and Cultural Studies	
1	UAF	17	PhD	7195	Computer Science	
1	UAF	17	PhD	7200	Counselor Education	
1	UAF	17	PhD	7210	Curriculum & Instruction	
1	UAF	17	PhD	7230	Engineering	21
1	UAF	17	PhD	7240	English	
1	UAF	17	PhD	7250	Entomology	
1	UAF	17	PhD	7260	Food Science	
1	UAF	17	PhD	7270	Health Science	
1	UAF	17	PhD	7280	History	
1	UAF	17	PhD	7295	Kinesiology	

Inst. Type	College	Degree Level	Award	Degree Code	Degree Name	Credentials Awarded
1	UAF	17	PhD	7300	Mathematics	
1	UAF	17	PhD	7335	Microelectronics-Photonics	
1	UAF	17	PhD	7340	Philosophy	
1	UAF	17	PhD	7350	Physics	
1	UAF	17	PhD	7370	Plant Science	
1	UAF	17	PhD	7380	Psychology	
1	UAF	17	PhD	7385	Public Policy	
1	UAF	17	PhD	7390	Rehabilitation	
1	UAF	17	PhD	7500	Environmental Dynamics	
1	UAF	18	JD	5200	Law	139
	UAF Total					3,940
1	UAFS	01	CP	0126	Computer Service Technician	33
1	UAFS	01	CP	1707	Office Assistant	13
1	UAFS	01	CP	4485	Computer-Aided Drafting & Design	23
1	UAFS	01	CP	4711	ARC Welding	46
1	UAFS	01	CP	4712	MIG Welding	25
1	UAFS	01	CP	4713	TIG Welding	30
1	UAFS	01	CP	4714	Welding: Layout & Fabrication	39
1	UAFS	01	CP	4897	Workforce Leadership	19
1	UAFS	02	TC	0311	Graphic Design	
1	UAFS	02	TC	4490	Computer-Aided Drafting & Design	13
1	UAFS	02	TC	4625	Industrial Electronics & Electrical Maintenance	17
1	UAFS	02	TC	4729	Administrative Assistant	17
1	UAFS	02	TC	4740	Computer Maintenance	12
1	UAFS	02	TC	4795	Practical Nursing (PN)	
1	UAFS	02	TC	4855	Workforce Leadership	
1	UAFS	02	TC	4900	Welding	
1	UAFS	03	AA	0050	General Education	80
1	UAFS	03	AAS	0307	Administrative Professional & Office Technology	31
1	UAFS	03	AAS	0310	Early Childhood Education	
1	UAFS	03	AAS	0312	Graphic Design	11
1	UAFS	03	AAS	0346	Web Developer	
1	UAFS	03	AAS	0355	Information Technology	19
1	UAFS	03	AAS	0390	Criminal Justice	
1	UAFS	03	AAS	0415	Dental Hygiene	16
1	UAFS	03	AAS	0425	Computer-Aided Drafting & Design	26
1	UAFS	03	AAS	0460	Electronics Technology	19
1	UAFS	03	AAS	0517	General Technology	22
1	UAFS	03	AAS	0610	Legal Assistance/Paralegal	11
1	UAFS	03	AAS	0710	Nursing Technology (ADN)	75
1	UAFS	03	AAS	0790	Radiography	19
1	UAFS	03	AAS	0835	Surgical Technology	10
1	UAFS	03	AAS	4887	Workforce Leadership	
1	UAFS	03	AGS	0900	General Studies	34
1	UAFS	05	BA	0801	History	15
1	UAFS	05	BA	1420	English	12
1	UAFS	05	BA	1500	History	
1	UAFS	05	BA	1570	Liberal Arts	
1	UAFS	05	BA	1630	Music	
1	UAFS	05	BA	1701	Rhetoric & Writing	
1	UAFS	05	BA	1710	Psychology	38
1	UAFS	05	BA	1800	Spanish	
1	UAFS	05	BA	4082	Theatre	
1	UAFS	05	BAS	2856	Bachelor of Applied Science	18
1	UAFS	05	BBA	2320	Business Administration	104
1	UAFS	05	BME	1640	Music Education	
1	UAFS	05	BS	1375	Imaging Science	19
1	UAFS	05	BS	2300	Biology	23
1	UAFS	05	BS	2350	Chemistry	
1	UAFS	05	BS	2411	Information Technology	24
1	UAFS	05	BS	2440	Early Childhood Education	57
1	UAFS	05	BS	2540	English	
1	UAFS	05	BS	2670	Graphic Design	
1	UAFS	05	BS	2870	Mathematics	
1	UAFS	05	BS	2910	Middle Childhood Education	
1	UAFS	05	BS	3200	Spanish	

Inst. Type	College	Degree Level	Award	Degree Code	Degree Name	Credentials Awarded
1	UAFS	05	BS	3390	Criminal Justice	13
1	UAFS	05	BS	3700	Biology	
1	UAFS	05	BS	3720	Chemistry	
1	UAFS	05	BS	3910	Mathematics	
1	UAFS	05	BS	5335	Organizational Leadership	12
1	UAFS	05	BS	6850	History	
1	UAFS	05	BSN	4240	Nursing, (Traditional and RN-BSN)	23
UAFS Total						1,104
1	UALR	01	CP	1901	Media Production and Design	
1	UALR	03	AA	0060	General Studies	81
1	UALR	03	AA	0080	Interpretation: American Sign Language/English	
1	UALR	03	AA	0100	Law Enforcement	25
1	UALR	03	AS	0980	Computer Programming	
1	UALR	03	AS	1050	Engineering Technology (Electrical)	
1	UALR	03	AS	1080	Engineering Technology (Mechanical)	
1	UALR	03	AS	1160	Nursing	85
1	UALR	05	BA	1230	Anthropology	
1	UALR	05	BA	1250	Studio Art	25
1	UALR	05	BA	1270	Art History	
1	UALR	05	BA	1310	Chemistry	
1	UALR	05	BA	1360	Criminal Justice	65
1	UALR	05	BA	1420	English	32
1	UALR	05	BA	1450	French	
1	UALR	05	BA	1480	German Studies	
1	UALR	05	BA	1500	History	35
1	UALR	05	BA	1540	International Studies	
1	UALR	05	BA	1555	Interpretation: American Sign Language/English	11
1	UALR	05	BA	1570	Liberal Arts	52
1	UALR	05	BA	1600	Mathematics	
1	UALR	05	BA	1630	Music	13
1	UALR	05	BA	1650	Philosophy	
1	UALR	05	BA	1670	Physics	
1	UALR	05	BA	1690	Political Science	28
1	UALR	05	BA	1700	Professional & Technical Writing	23
1	UALR	05	BA	1710	Psychology	69
1	UALR	05	BA	1730	Radio, Television, & Film	
1	UALR	05	BA	1790	Sociology	19
1	UALR	05	BA	1800	Spanish	24
1	UALR	05	BA	1830	Speech Communication	12
1	UALR	05	BA	1840	Theatre Arts	
1	UALR	05	BA	2865	Mass Communication	15
1	UALR	05	BBA	1910	Advertising/Public Relations	
1	UALR	05	BBA	1940	Management Information Systems	19
1	UALR	05	BBA	1950	Economics	12
1	UALR	05	BBA	1960	Finance	38
1	UALR	05	BBA	1985	International Business	11
1	UALR	05	BBA	1990	Management	69
1	UALR	05	BBA	2000	Marketing	50
1	UALR	05	BS	2200	Accounting	29
1	UALR	05	BS	2300	Biology	53
1	UALR	05	BS	2350	Chemistry	
1	UALR	05	BS	2370	Speech Pathology	18
1	UALR	05	BS	2390	Electronics & Computer Engineering Technology	
1	UALR	05	BS	2410	Computer Science	15
1	UALR	05	BS	2417	Construction Management	33
1	UALR	05	BS	2530	Engineering Technology (Mechanical)	
1	UALR	05	BS	2660	Geology	
1	UALR	05	BS	2690	Health Sciences	91
1	UALR	05	BS	2795	Information Science	10
1	UALR	05	BS	2870	Mathematics	
1	UALR	05	BS	3245	Systems Engineering	16
1	UALR	05	BSE	3750	Early Childhood Education	34
1	UALR	05	BSE	3915	Middle Childhood Education	
1	UALR	05	BSN	4240	Nursing Completion Program	49
1	UALR	05	BSW	2777	Social Work	28
1	UALR	06	GC	3500	Taxation	

Inst. Type	College	Degree Level	Award	Degree Code	Degree Name	Credentials Awarded
1	UALR	06	GC	3510	Accountancy	10
1	UALR	06	GC	4245	Systems Engineering	
1	UALR	06	GC	5184	Rehabilitation Counseling	
1	UALR	06	GC	5188	Conflict Mediation	
1	UALR	06	GC	5190	Gerontology	
1	UALR	06	GC	5192	Nonprofit Management	
1	UALR	06	GC	5340	Orientation and Mobility of the Blind	
1	UALR	06	GC	5771	Reading/Literacy Coach	
1	UALR	06	GC	5780	Teaching Advanced Placement	
1	UALR	06	GC	5790	Gifted Education	
1	UALR	06	GC	6107	Information Quality	
1	UALR	06	GC	6265	Applied Statistics	12
1	UALR	06	GC	6535	Information Systems Leadership	
1	UALR	06	GC	6580	Management	12
1	UALR	06	GC	6581	Management Information Systems	
1	UALR	06	GC	7600	Geospatial Technology	
1	UALR	07	GC	5195	Marriage & Family Therapy	
1	UALR	07	MA	5230	Art	
1	UALR	07	MA	5250	Chemistry	
1	UALR	07	MA	5280	Criminal Justice	
1	UALR	07	MA	5335	Second Languages	
1	UALR	07	MA	5350	Gerontology	
1	UALR	07	MA	5355	Higher Education	
1	UALR	07	MA	5370	Applied Communication Studies	
1	UALR	07	MA	5380	Journalism	
1	UALR	07	MA	5440	Public History	
1	UALR	07	MA	5450	Rehabilitation of the Blind	
1	UALR	07	MA	5455	Rehabilitation Counseling	46
1	UALR	07	MA	5500	Professional & Technical Writing	20
1	UALR	07	MA	5750	College Student Affairs	
1	UALR	07	MA	5960	Liberal Studies	
1	UALR	07	Macc	6510	Accountancy	
1	UALR	07	MAP	5510	Applied Psychology	
1	UALR	07	MBA	5580	Business Administration	108
1	UALR	07	MEd	5610	Adult Education	10
1	UALR	07	MEd	5650	Counselor Education	24
1	UALR	07	MEd	5655	Early Childhood Education	
1	UALR	07	MEd	5670	Educational Administration	
1	UALR	07	MEd	5760	Learning Systems Technology	14
1	UALR	07	MEd	5805	Middle Childhood Education	20
1	UALR	07	MEd	5825	Reading	11
1	UALR	07	MEd	5850	Secondary Education	39
1	UALR	07	MEd	5870	Special Education	
1	UALR	07	MEd	5890	Teaching Gifted & Talented	
1	UALR	07	MPA	6020	Public Administration	12
1	UALR	07	MPS	5473	Public Service	22
1	UALR	07	MS	0107	Information Quality	17
1	UALR	07	MS	5281	Criminal Justice	
1	UALR	07	MS	6090	Mathematical Sciences	
1	UALR	07	MS	6095	Applied Sciences	
1	UALR	07	MS	6140	Chemistry	
1	UALR	07	MS	6170	Computer & Information Sciences	
1	UALR	07	MS	6200	Bioinformatics	
1	UALR	07	MS	6273	Health Sciences	11
1	UALR	07	MS	6295	Integrated Sciences & Mathematics	
1	UALR	07	MS	7087	Management Information Systems	11
1	UALR	07	MS	7215	Systems Engineering	
1	UALR	07	MS	7500	Taxation	
1	UALR	07	MSW	7100	Social Work	76
1	UALR	08	EdS	5110	Educational Administration	
1	UALR	08	EdS	6915	Reading	
1	UALR	17	EdD	4960	Educational Administration	
1	UALR	17	EdD	4990	Higher Education	12
1	UALR	17	PhD	7140	Applied Sciences	13
1	UALR	17	PHD	7200	Bioinformatics	
1	UALR	18	JD	5200	Law	130

Inst. Type	College	Degree Level	Award	Degree Code	Degree Name	Credentials Awarded
	UALR Total					2,132
1	UAM	01	CP	0015	Emergency Medical Technician	18
1	UAM	01	CP	0017	Emergency Medical Technician	21
1	UAM	01	CP	0665	Hospitality Services	
1	UAM	01	CP	1470	Industrial Equipment Repair	21
1	UAM	01	CP	1472	Computer Repair and Networking	
1	UAM	01	CP	1517	Healthcare Office Skills	23
1	UAM	01	CP	1524	Office Support	15
1	UAM	01	CP	4750	Nursing Assistant	42
1	UAM	01	CP	4905	Welding	18
1	UAM	01	CP	4919	Child Development Associate	29
1	UAM	02	TC	2150	Electromechanical Technology	17
1	UAM	02	TC	2510	Health Information Technology	22
1	UAM	02	TC	2520	Administrative Office Technology	
1	UAM	02	TC	2665	Hospitality Services	
1	UAM	02	TC	4285	Business Technology	10
1	UAM	02	TC	4497	Early Childhood Education	13
1	UAM	02	TC	4501	Electromechanical Technology	
1	UAM	02	TC	4502	Computer Maintenance & Networking	
1	UAM	02	TC	4503	Electromechanical Technology	
1	UAM	02	TC	4520	Emergency Medical Technician	
1	UAM	02	TC	4617	Heavy Equipment Operation	17
1	UAM	02	TC	4660	Practical Nursing	23
1	UAM	02	TC	4900	Welding Technology	
1	UAM	03	AA	0110	General Studies	170
1	UAM	03	AAS	0517	General Technology	43
1	UAM	03	AAS	0580	Industrial Technology	
1	UAM	03	AAS	0710	Nursing	11
1	UAM	03	AS	1060	Land Surveying Technology	
1	UAM	04	AdC	4150	Electromechanical Technology	10
1	UAM	05	BA	1250	Art	
1	UAM	05	BA	1420	English	15
1	UAM	05	BA	1500	History	10
1	UAM	05	BA	1520	History & Social Studies	
1	UAM	05	BA	1560	Journalism	
1	UAM	05	BA	1630	Music	
1	UAM	05	BA	1690	Political Science	
1	UAM	05	BA	1830	Speech Communications	
1	UAM	05	BA	2441	Early Childhood Education	24
1	UAM	05	BA	2908	Middle Level Education	
1	UAM	05	BA	5160	Modern Languages	
1	UAM	05	BA/BS	2720	Health, Physical Education, & Exercise Science	33
1	UAM	05	BAS	5877	Applied Sciences	
1	UAM	05	BBA	1890	Accounting	13
1	UAM	05	BBA	1920	Business Administration	42
1	UAM	05	BGS	5240	General Studies	16
1	UAM	05	BME	2160	Music Education	
1	UAM	05	BS	2250	Agriculture	21
1	UAM	05	BS	2300	Biology	10
1	UAM	05	BS	2350	Chemistry	
1	UAM	05	BS	2400	Computer Information Systems	17
1	UAM	05	BS	2405	Criminal Justice	
1	UAM	05	BS	2620	Forestry	
1	UAM	05	BS	2705	Health & Physical Education	
1	UAM	05	BS	2870	Mathematics	
1	UAM	05	BS	2920	Natural Science	
1	UAM	05	BS	3070	Psychology	15
1	UAM	05	BS	3255	Spatial Information Systems	13
1	UAM	05	BS	3290	Wildlife Management	
1	UAM	05	BSN	4240	Nursing	27
1	UAM	05	BSW	2775	Social Work	
1	UAM	07	MAT	5540	Education	31
1	UAM	07	MEd	5550	Education	
1	UAM	07	MEd	5670	Educational Leadership	
1	UAM	07	MS	6235	Forest Resources	
	UAM Total					987

Inst. Type	College	Degree Level	Award	Degree Code	Degree Name	Credentials Awarded
1	UAMS	02	TC	4520	Emergency Medical Science Technology	16
1	UAMS	03	AS	0011	Medical Record Technology	
1	UAMS	03	AS	1000	Dental Hygiene	
1	UAMS	03	AS	1020	Emergency Medical Science Technology - Paramedic	
1	UAMS	03	AS	1180	Medical Radiography	37
1	UAMS	03	AS	1210	Surgical Technology	10
1	UAMS	05	BS	1375	Diagnostic Medical Sonography	20
1	UAMS	05	BS	2345	Cardio-Respiratory Care	22
1	UAMS	05	BS	2420	Cytotechnology	
1	UAMS	05	BS	2430	Dental Hygiene	30
1	UAMS	05	BS	2890	Medical Technology	27
1	UAMS	05	BS	2930	Nuclear Medicine Imaging Sciences	19
1	UAMS	05	BS	2965	Ophthalmic Medical Technology	
1	UAMS	05	BS	3100	Radiologic Imaging Science	15
1	UAMS	05	BS	3105	Radiation Therapy	
1	UAMS	05	BS	3106	Medical Dosimetry	
1	UAMS	05	BSN	4240	Nursing	167
1	UAMS	06	GC	4480	Dietetics and Nutrition (Post Baccalaureate)	14
1	UAMS	06	GC	6276	Public Health	
1	UAMS	06	GC	6385	Clinical and Translational Science	
1	UAMS	07	MHSA	5950	Health Services Administration	
1	UAMS	07	MNSC	6010	Nursing	58
1	UAMS	07	MPH	6277	Public Health	21
1	UAMS	07	MS	2375	Master of Imaging Sciences	
1	UAMS	07	MS	5390	Genetic Counseling	
1	UAMS	07	MS	6150	Clinical Nutrition	
1	UAMS	07	MS	6160	Communicative Disorders	19
1	UAMS	07	MS	6285	Interdisciplinary Biomedical Sciences	
1	UAMS	07	MS	6350	Occupational & Environmental Health	
1	UAMS	07	MS	6380	Pharmaceutical Sciences	
1	UAMS	07	MS	6440	Physiology & Biophysics	
1	UAMS	17	AuD	7511	Audiology	
1	UAMS	17	DrPH	6278	Public Health Leadership	
1	UAMS	17	PhD	7120	Anatomy & Neurobiology	
1	UAMS	17	PhD	7150	Biochemistry & Molecular Biology	
1	UAMS	17	PHD	7295	Interdisciplinary Biomedical Sciences	
1	UAMS	17	PhD	7320	Microbiology & Immunology	
1	UAMS	17	PhD	7330	Pharmacology	
1	UAMS	17	PhD	7360	Physiology & Biophysics	
1	UAMS	17	PhD	7400	Toxicology, Interdisciplinary	
1	UAMS	17	PhD	7450	Nursing	
1	UAMS	17	PHD	7510	Communication Sciences & Disorders	
1	UAMS	18	MD	5600	Medicine	146
1	UAMS	18	Pharm. D	4920	Pharmacy	106
	UAMS Total					833
1	UAPB	05	BA	1360	Criminal Justice Studies	45
1	UAPB	05	BA	1420	English	
1	UAPB	05	BA	1490	Gerontology	
1	UAPB	05	BA	1500	History	
1	UAPB	05	BA	1560	Mass Communications	18
1	UAPB	05	BA	1690	Political Science	
1	UAPB	05	BA	1765	Social Work	18
1	UAPB	05	BA	1780	Sociology	
1	UAPB	05	BA	1813	Speech & Drama	
1	UAPB	05	BGS	2080	General Studies	35
1	UAPB	05	BS	2185	Music	
1	UAPB	05	BS	2195	Music	
1	UAPB	05	BS	2200	Accounting	15
1	UAPB	05	BS	2250	Agriculture	13
1	UAPB	05	BS	2275	Art	
1	UAPB	05	BS	2285	Art	
1	UAPB	05	BS	2300	Biology	19
1	UAPB	05	BS	2320	Business Administration	44
1	UAPB	05	BS	2340	Business Education	
1	UAPB	05	BS	2350	Chemistry	
1	UAPB	05	BS	2410	Computer Science	

Inst. Type	College	Degree Level	Award	Degree Code	Degree Name	Credentials Awarded
1	UAPB	05	BS	2440	Early Childhood Education	13
1	UAPB	05	BS	2565	Human Sciences	34
1	UAPB	05	BS	2600	Fisheries Biology	
1	UAPB	05	BS	2680	Health & Physical Education	
1	UAPB	05	BS	2750	Human Sciences Education	
1	UAPB	05	BS	2790	Industrial Technology	15
1	UAPB	05	BS	2870	Mathematics	
1	UAPB	05	BS	2910	Middle Level Education	
1	UAPB	05	BS	2980	Parks & Community Recreation	
1	UAPB	05	BS	3070	Psychology	22
1	UAPB	05	BS	3150	Regulatory Science	
1	UAPB	05	BS	3155	Rehabilitation Services	
1	UAPB	07	MAT	6705	Teaching	
1	UAPB	07	MEd	5690	English Education	
1	UAPB	07	MEd	5845	Science Education	
1	UAPB	07	MEd	6710	Early Childhood Education	
1	UAPB	07	MS	6005	Addiction Studies	
1	UAPB	07	MS	6100	Aquaculture & Fisheries	
1	UAPB	07	MS	7150	Agricultural Regulations	
	UAPB Total					409
1	UCA	03	AA	0060	General Studies	31
1	UCA	03	AAS	0300	Business Administration	
1	UCA	05	BA	1250	Art	37
1	UCA	05	BA	1400	Economics	
1	UCA	05	BA	1420	English	38
1	UCA	05	BA	1425	Writing	
1	UCA	05	BA	1450	French	
1	UCA	05	BA	1460	Geography	
1	UCA	05	BA	1500	History	24
1	UCA	05	BA	1540	International Studies	11
1	UCA	05	BA	1590	Mass Communication	20
1	UCA	05	BA	1650	Philosophy	
1	UCA	05	BA	1690	Political Science	10
1	UCA	05	BA	1710	Psychology	36
1	UCA	05	BA	1735	Religious Studies	
1	UCA	05	BA	1780	Sociology	15
1	UCA	05	BA	1800	Spanish	22
1	UCA	05	BA	1830	Speech	
1	UCA	05	BA	2137	Music	
1	UCA	05	BA	2867	Digital Filmmaking	11
1	UCA	05	BA	4082	Theatre	
1	UCA	05	BA	5161	Linguistics	
1	UCA	05	BA	5190	Interior Design	
1	UCA	05	BA	5230	Creative Writing	10
1	UCA	05	BA	5350	Public Relations	27
1	UCA	05	BBA	1890	Accounting	43
1	UCA	05	BBA	1920	Business Administration	77
1	UCA	05	BBA	1940	Management Information Systems	36
1	UCA	05	BBA	1950	Economics	10
1	UCA	05	BBA	1960	Finance	37
1	UCA	05	BBA	1990	Management	32
1	UCA	05	BBA	2000	Marketing	65
1	UCA	05	BBA	3560	Insurance & Risk Management	19
1	UCA	05	BFA	2060	Studio Art	12
1	UCA	05	BM	2120	Music	29
1	UCA	05	BPS	1871	Professional Studies	
1	UCA	05	BS	2205	Athletic Training	10
1	UCA	05	BS	2300	Biology	91
1	UCA	05	BS	2350	Chemistry	11
1	UCA	05	BS	2410	Computer Science	11
1	UCA	05	BS	2450	Economics	
1	UCA	05	BS	2545	Environmental Science/Studies	13
1	UCA	05	BS	2565	Family & Consumer Sciences	59
1	UCA	05	BS	2640	General Science	
1	UCA	05	BS	2650	Geography	10
1	UCA	05	BS	2690	Health Education	47

Inst. Type	College	Degree Level	Award	Degree Code	Degree Name	Credentials Awarded
1	UCA	05	BS	2715	Health Sciences	111
1	UCA	05	BS	2740	History	14
1	UCA	05	BS	2815	Kinesiology	24
1	UCA	05	BS	2865	Mass Communication	10
1	UCA	05	BS	2866	Digital Filmmaking	
1	UCA	05	BS	2870	Mathematics	17
1	UCA	05	BS	2890	Medical Technology	
1	UCA	05	BS	2930	Nuclear Medicine Technology	
1	UCA	05	BS	2990	Philosophy	
1	UCA	05	BS	3030	Physics	
1	UCA	05	BS	3050	Political Science	
1	UCA	05	BS	3070	Psychology	59
1	UCA	05	BS	3080	Public Administration	
1	UCA	05	BS	3100	Radiologic Technology	22
1	UCA	05	BS	3190	Sociology	18
1	UCA	05	BS	3220	Speech	
1	UCA	05	BS	3230	Speech Pathology	39
1	UCA	05	BS	4081	Theatre	
1	UCA	05	BS	5005	Addiction Studies	20
1	UCA	05	BS	5191	Interior Design	23
1	UCA	05	BS	5192	Nutrition	36
1	UCA	05	BS	5351	Public Relations	14
1	UCA	05	BSE	2830	Kinesiology & Physical Education	
1	UCA	05	BSE	3715	Business & Marketing Technology	
1	UCA	05	BSE	3756	P - 4 Licensure	73
1	UCA	05	BSE	3800	English	
1	UCA	05	BSE	3910	Mathematics	
1	UCA	05	BSE	3915	Middle Level Education	19
1	UCA	05	BSE	3950	Secondary Science Education	
1	UCA	05	BSE	4010	Social Studies	15
1	UCA	05	BSE	4130	Family & Consumer Sciences	12
1	UCA	05	BSN	4240	Nursing	81
1	UCA	06	GC	5365	Geographic Information Systems	
1	UCA	07	MA	5310	English	
1	UCA	07	MA	5360	History	
1	UCA	07	MA	5385	Mathematics Education	
1	UCA	07	MA	5480	Spanish	
1	UCA	07	MAcc	6570	Accounting	16
1	UCA	07	MAT	5543	Teaching	83
1	UCA	07	MBA	5580	Business Administration	35
1	UCA	07	MFA	5940	Digital Filmmaking	
1	UCA	07	MM	5990	Music	
1	UCA	07	MS	5615	College Student Personnel Services	17
1	UCA	07	MS	5760	Instructional Technology	
1	UCA	07	MS	6090	Applied Mathematics	
1	UCA	07	MS	6120	Biology	11
1	UCA	07	MS	6175	Applied Computing	
1	UCA	07	MS	6190	Counseling Psychology	11
1	UCA	07	MS	6220	Family & Consumer Sciences	32
1	UCA	07	MS	6260	Health Sciences	
1	UCA	07	MS	6275	Health Systems	
1	UCA	07	MS	6305	Kinesiology	
1	UCA	07	MS	6310	Library Media & Information Technologies	50
1	UCA	07	MS	6355	Occupational Therapy	46
1	UCA	07	MS	6470	School Counseling	
1	UCA	07	MS	6480	School Psychology	13
1	UCA	07	MS	6485	Community & Economic Development	
1	UCA	07	MS	6520	Speech-Language Pathology	48
1	UCA	07	MS	6662	Training Systems	
1	UCA	07	MS	6920	School Leadership	21
1	UCA	07	MS	7490	Community Counseling	12
1	UCA	07	MSE	5870	Special Education	13
1	UCA	07	MSE	6710	Early Childhood Education	
1	UCA	07	MSE	6750	Advanced Studies in Teaching & Learning	15
1	UCA	07	MSE	6910	Reading	17
1	UCA	07	MSN	7080	Nursing	27

Inst. Type	College	Degree Level	Award	Degree Code	Degree Name	Credentials Awarded
1	UCA	08	EdS	5120	Educational Leadership	
1	UCA	08	PMC	8510	Nursing	
1	UCA	17	DPT	7440	Physical Therapy	50
1	UCA	17	PhD	7395	School Psychology	
1	UCA	17	PhD	7430	Physical Therapy	
UCA Total						2,250
2	ANC	01	CP	0015	Emergency Medical Technician	
2	ANC	01	CP	0018	Child Development Associate	
2	ANC	01	CP	0531	Landscaping	
2	ANC	01	CP	1511	Phlebotomy	15
2	ANC	01	CP	4560	Medical Transcription	10
2	ANC	01	CP	4719	Advanced Manufacturing Technology	
2	ANC	01	CP	4750	Nursing Assistant	87
2	ANC	01	CP	4815	Industrial Electrical Systems	
2	ANC	01	CP	4895	Commercial Truck Driving	19
2	ANC	02	TC	4260	Computerized Accounting	
2	ANC	02	TC	4310	Air Conditioning, Heating, & Refrigeration Technology	12
2	ANC	02	TC	4355	Automotive Service Technology	
2	ANC	02	TC	4455	Dental Assisting Technology	11
2	ANC	02	TC	4502	Computer Repair & Networking	
2	ANC	02	TC	4660	Practical Nursing	40
2	ANC	02	TC	4900	Welding Technology	15
2	ANC	03	AA	0060	General Studies	86
2	ANC	03	AAS	0295	Steel Industry Technology	
2	ANC	03	AAS	0307	Business Technology	15
2	ANC	03	AAS	0390	Criminal Justice	
2	ANC	03	AAS	0437	Early Childhood Education	
2	ANC	03	AAS	0580	Industrial Management Systems	
2	ANC	03	AAS	0710	Nursing (Accelerated PN-RN)	80
2	ANC	03	AAT	1005	Teaching	
ANC Total						432
2	ASUB	01	CP	0015	Emergency Medical Technician	27
2	ASUB	01	CP	0108	Wildlife Enforcement	
2	ASUB	01	CP	0198	Petroleum Technology	
2	ASUB	01	CP	0220	Pharmacy Technician	
2	ASUB	01	CP	0337	Early Childhood Education	16
2	ASUB	01	CP	0385	Law Enforcement	20
2	ASUB	01	CP	0622	Household Upholstery	
2	ASUB	01	CP	0623	Automobile Upholstery	
2	ASUB	01	CP	1460	Automotive Technology	22
2	ASUB	01	CP	1470	Air Conditioning	10
2	ASUB	01	CP	1471	Industrial Electronics	
2	ASUB	01	CP	1473	Auto Body Repair	22
2	ASUB	01	CP	1476	Diesel Technology	10
2	ASUB	01	CP	1482	Computerized Machining Technology	10
2	ASUB	01	CP	3501	Computer Fundamentals	23
2	ASUB	01	CP	3502	Computer & Networking Fundamentals	
2	ASUB	01	CP	4487	2-D Mechanical CAD Drafting	27
2	ASUB	01	CP	4750	Nursing Assistant	78
2	ASUB	01	CP	4905	Welding Technology	68
2	ASUB	02	CGS	0050	General Studies	50
2	ASUB	02	TC	0320	Pharmacy Technician	
2	ASUB	02	TC	1388	Law Enforcement	10
2	ASUB	02	TC	2451	Landscape and Turfgrass Management	
2	ASUB	02	TC	3430	Wildlife Enforcement	
2	ASUB	02	TC	4260	Computerized Accounting	
2	ASUB	02	TC	4310	Air Conditioning, Heating, & Refrigeration Technology	11
2	ASUB	02	TC	4331	Auto Body Repair	10
2	ASUB	02	TC	4356	Automotive Technology	
2	ASUB	02	TC	4445	Computer Information Systems	
2	ASUB	02	TC	4467	Diesel Technology	15
2	ASUB	02	TC	4497	Early Childhood Education	
2	ASUB	02	TC	4502	Computer Systems & Networking Technology	
2	ASUB	02	TC	4630	Industrial Electronics	11
2	ASUB	02	TC	4661	Practical Nursing	51
2	ASUB	02	TC	4745	Health Information Assistant	24

Inst. Type	College	Degree Level	Award	Degree Code	Degree Name	Credentials Awarded
2	ASUB	02	TC	4850	Office Occupations	
2	ASUB	02	TC	4892	Computerized Machining Technology	
2	ASUB	02	TC	4900	Welding Technology	16
2	ASUB	03	AA	0040	Computer Information Systems	
2	ASUB	03	AA	0110	Liberal Arts	248
2	ASUB	03	AAS	0102	Veterinary Technology	13
2	ASUB	03	AAS	0175	Agriculture Equipment Technology	11
2	ASUB	03	AAS	0307	Business Technology	20
2	ASUB	03	AAS	0315	Computer Aided Drafting & Design	
2	ASUB	03	AAS	0363	Computer Systems Technology	14
2	ASUB	03	AAS	0390	Criminal Justice	16
2	ASUB	03	AAS	0420	Pharmacy Technician Science	
2	ASUB	03	AAS	0437	Early Childhood Education	
2	ASUB	03	AAS	0460	Electronics Technology	
2	ASUB	03	AAS	0517	General Technology	
2	ASUB	03	AAS	0660	Medical Laboratory Technology	11
2	ASUB	03	AAS	0850	Welding Technology	
2	ASUB	03	AAS	4667	Hospitality Administration	
2	ASUB	03	AAT	1005	Teaching	34
2	ASUB	03	AFA	1600	Fine Arts	
2	ASUB	03	AGE	0890	General Studies	85
2	ASUB	03	AS	1095	Health Sciences	75
ASUB Total						1,165
2	ASUMH	01	CP	0015	Emergency Medical Technical - Basic	30
2	ASUMH	01	CP	0018	Phlebotomy	20
2	ASUMH	01	CP	0111	Computer Graphics	
2	ASUMH	01	CP	0170	Office Specialist	
2	ASUMH	01	CP	1614	Nursing Assistant	155
2	ASUMH	01	CP	4425	Cisco Networking	13
2	ASUMH	01	CP	4745	Professional Medical Coder	11
2	ASUMH	01	CP	4765	A+ Computer Technician	15
2	ASUMH	01	CP	4905	Welding Technology	
2	ASUMH	02	CGS	0910	General Studies	
2	ASUMH	02	TC	0120	Information Systems Technology	
2	ASUMH	02	TC	0509	Welding Technology	
2	ASUMH	02	TC	2710	Health Professions	
2	ASUMH	02	TC	4520	Paramedic Technology	
2	ASUMH	02	TC	4660	Licensed Practical Nursing	31
2	ASUMH	03	AA	0050	General Education	104
2	ASUMH	03	AAS	0320	Information Systems Technology	11
2	ASUMH	03	AAS	0390	Criminal Justice	
2	ASUMH	03	AAS	0508	Funeral Services	
2	ASUMH	03	AAS	0730	Management	
2	ASUMH	03	AAS	0810	Respiratory Care	
2	ASUMH	03	AAT	1005	Teaching	27
ASUMH Total						467
2	ASUN	01	CP	1150	Renewable Energy Technology	22
2	ASUN	01	CP	1480	Welding	
2	ASUN	01	CP	1510	Phlebotomy	32
2	ASUN	01	CP	1515	Emergency Medical Technician	12
2	ASUN	01	CP	4750	Certified Nursing Assistant	45
2	ASUN	01	CP	4895	Commercial Truck Driving	156
2	ASUN	02	TC	2120	Cosmetology	13
2	ASUN	02	TC	2121	Cosmetology Instructor Trainee	
2	ASUN	02	TC	2150	Renewable Energy Technology	
2	ASUN	02	TC	2470	Telecommunications	14
2	ASUN	02	TC	2471	Collision Repair and Refinishing Technology	
2	ASUN	02	TC	2472	Energy Control Technology	
2	ASUN	02	TC	2475	Automotive Service Technology	
2	ASUN	02	TC	2480	Welding	
2	ASUN	02	TC	2520	Business Technology	
2	ASUN	02	TC	4260	Computerized Accounting	
2	ASUN	02	TC	4460	Diesel Mechanics	13
2	ASUN	02	TC	4795	Practical Nursing	75
2	ASUN	02	TC	4925	High Voltage Lineman Technology	14
2	ASUN	02	TC	5719	Advanced Manufacturing Technology	

Inst. Type	College	Degree Level	Award	Degree Code	Degree Name	Credentials Awarded
2	ASUN	03	AA	0110	Liberal Arts, Criminal Justice emphasis	43
2	ASUN	03	AAS	0307	Business Technology	11
2	ASUN	03	AAS	0517	General Technology	
2	ASUN	03	AAS	0710	Nursing	20
2	ASUN	03	AAS	3151	Computer Networking Technology	
2	ASUN	03	AAS	3470	Collision Repair and Refinishing Technology	
2	ASUN	03	AAS	3471	Automotive Service Technology	
2	ASUN	03	AAS	3472	Energy Control Technology	11
2	ASUN	03	AAT	1005	Teaching	
	ASUN Total					539
2	BRTC	01	CP	0384	Crime Scene Investigation	
2	BRTC	01	CP	0706	Medical Insurance Coding	
2	BRTC	01	CP	4560	Medical Transcription	
2	BRTC	01	CP	4750	Nursing Assistant	50
2	BRTC	01	CP	4787	Phlebotomy	22
2	BRTC	02	TC	2710	Health Professions	48
2	BRTC	02	TC	4260	Accounting Assistant	
2	BRTC	02	TC	4330	Auto Body Repair	11
2	BRTC	02	TC	4360	Aviation Maintenance Powerplant	
2	BRTC	02	TC	4470	Dietary Management	
2	BRTC	02	TC	4520	Emergency Medical Technology	
2	BRTC	02	TC	4545	Electrical Engine Specialty	
2	BRTC	02	TC	4555	Powertrains Systems	
2	BRTC	02	TC	4575	Fire Science	
2	BRTC	02	TC	4630	Industrial Electricity/Electronic	16
2	BRTC	02	TC	4660	Licensed Practical Nursing	40
2	BRTC	02	TC	4680	Machine Shop	12
2	BRTC	02	TC	4735	Microcomputer Business Applications	
2	BRTC	02	TC	4900	Welding	10
2	BRTC	03	AA	0050	General Education	91
2	BRTC	03	AAS	0240	Aviation Maintenance	
2	BRTC	03	AAS	0307	Business Technology	29
2	BRTC	03	AAS	0390	Criminal Justice	
2	BRTC	03	AAS	0405	Dietetics	
2	BRTC	03	AAS	0437	Early Childhood Education	
2	BRTC	03	AAS	0470	Paramedic	
2	BRTC	03	AAS	0505	Fire Science	
2	BRTC	03	AAS	0570	Industrial Maintenance Technology	
2	BRTC	03	AAS	0710	Nursing	20
2	BRTC	03	AAS	0810	Respiratory Care	
	BRTC Total					423
2	CCCUA	01	CP	0015	Emergency Medical Technology	14
2	CCCUA	01	CP	0018	Child Development	18
2	CCCUA	01	CP	0034	Automotive Technology	
2	CCCUA	01	CP	0035	Automotive Technology	
2	CCCUA	01	CP	0036	Automotive Technology	
2	CCCUA	01	CP	0250	A+ Certification	
2	CCCUA	01	CP	1121	Culinary Arts	
2	CCCUA	01	CP	1460	Framing	
2	CCCUA	01	CP	2480	Cabinetmaking	
2	CCCUA	01	CP	4560	Medical Transcription	
2	CCCUA	01	CP	4905	Welding	15
2	CCCUA	02	TC	4330	Collision Repair Technology	
2	CCCUA	02	TC	4420	Cosmetology	25
2	CCCUA	02	TC	4660	Practical Nursing	27
2	CCCUA	03	AA	0060	General Education	49
2	CCCUA	03	AAS	0280	Business Management	
2	CCCUA	03	AAS	0320	Information Technology	
2	CCCUA	03	AAS	0387	Crime Scene Investigation	
2	CCCUA	03	AAS	0437	Early Childhood Education	
2	CCCUA	03	AAS	0517	General Technology	
2	CCCUA	03	AAS	0645	Medical Assisting	
2	CCCUA	03	AAS	0710	Nursing	20
2	CCCUA	03	AAT	1005	Teaching	
2	CCCUA	03	AGS	0900	General Studies	14
2	CCCUA	03	AS	1090	General Studies	

Inst. Type	College	Degree Level	Award	Degree Code	Degree Name	Credentials Awarded
	CCCUA Total					254
2	EACC	01	CP	0015	EMT	12
2	EACC	01	CP	0326	Internet Technology/Web Page Design	
2	EACC	01	CP	0383	Criminal Justice	
2	EACC	01	CP	0541	Lodging	
2	EACC	01	CP	0666	Hospitality	
2	EACC	01	CP	1150	Renewable Energy Technology	
2	EACC	01	CP	4719	Advanced Manufacturing Technology	
2	EACC	02	CGS	0910	General Studies	60
2	EACC	02	TC	0170	Internet Technology/Web Page Design	
2	EACC	02	TC	2710	Health Professions	52
2	EACC	02	TC	4290	Emergency Medical Technology/Paramedic	10
2	EACC	02	TC	4410	Office Technology	39
2	EACC	02	TC	4440	Criminal Justice	
2	EACC	02	TC	4490	Drafting & Design	
2	EACC	02	TC	4510	Electronics	34
2	EACC	02	TC	4770	Word Processing/Desktop Publishing	
2	EACC	03	AA	0050	General Education	61
2	EACC	03	AAS	0300	Management	
2	EACC	03	AAS	0320	Computer Information Systems	
2	EACC	03	AAS	0390	Criminal Justice	
2	EACC	03	AAS	0710	Nursing	21
2	EACC	03	AAS	0790	Radiologic Technology	
2	EACC	03	AAS	0820	Administrative Office Technology	
2	EACC	03	AAT	1005	Teaching	
	EACC Total					358
2	MSCC	01	CP	0018	Child Development Associate	
2	MSCC	01	CP	1150	Renewable Energy Technology	16
2	MSCC	01	CP	1405	Machine-Technology	
2	MSCC	01	CP	1480	Machine-Technology	13
2	MSCC	01	CP	1511	Phlebotomy	14
2	MSCC	01	CP	4234	Network Associate	
2	MSCC	01	CP	4405	Administrative Office Specialist	
2	MSCC	01	CP	4468	Heavy Truck Diesel Maintenance	18
2	MSCC	01	CP	4560	Medical Transcription	
2	MSCC	01	CP	4719	Advanced Manufacturing Technology	
2	MSCC	01	CP	4752	Nursing Assistant	15
2	MSCC	01	CP	4775	Micro-Computer Upgrade & Repair	
2	MSCC	03	AA	0050	General Education	59
2	MSCC	03	AAS	0355	Information Systems Technology	
2	MSCC	03	AAS	0517	General Technology	
2	MSCC	03	AAS	0700	Business Technologies	11
2	MSCC	03	AAS	6719	Advanced Manufacturing Technology	
2	MSCC	03	AAT	1005	Teaching	
	MSCC Total					188
2	NAC	01	CP	0115	Heating, Ventilation & Air Conditioning	
2	NAC	01	CP	0182	Software Development	
2	NAC	01	CP	1420	Construction Equipment Operation	
2	NAC	01	CP	1510	Nursing Assistant	20
2	NAC	01	CP	4255	Automotive Service Technology	
2	NAC	01	CP	4331	Collision Repair Technology	
2	NAC	01	CP	4485	Computer-Aided Design	
2	NAC	01	CP	4501	Construction Technology	
2	NAC	01	CP	4787	Phlebotomy Technician	
2	NAC	01	CP	4895	Truck Driving	29
2	NAC	01	CP	4905	Welding Technology	18
2	NAC	02	CGS	0910	General Studies	21
2	NAC	02	TC	0106	Pre-Allied Health	23
2	NAC	02	TC	0360	Engineering Technology	
2	NAC	02	TC	2510	Paramedic	
2	NAC	02	TC	4260	Accounting	
2	NAC	02	TC	4280	Administrative Technology	
2	NAC	02	TC	4310	Heating, Ventilation, & Air Conditioning	
2	NAC	02	TC	4330	Collision Repair Technology	
2	NAC	02	TC	4355	Automotive Service Technology	
2	NAC	02	TC	4401	Construction Technology	

Inst. Type	College	Degree Level	Award	Degree Code	Degree Name	Credentials Awarded
2	NAC	02	TC	4415	Construction Equipment Operation	11
2	NAC	02	TC	4480	Computer-Aided Design	
2	NAC	02	TC	4660	Practical Nursing	34
2	NAC	02	TC	4745	Medical Coding Specialist	11
2	NAC	02	TC	4773	Geographic Information Systems	
2	NAC	02	TC	4780	Surgical Technology	
2	NAC	02	TC	4900	Welding Technology	12
2	NAC	03	AA	0050	General Education	85
2	NAC	03	AAS	0260	Biomedical Electronics Technology	
2	NAC	03	AAS	0300	Business Administration	19
2	NAC	03	AAS	0355	Information Technology	20
2	NAC	03	AAS	0460	Engineering Technology	
2	NAC	03	AAS	0470	Paramedic	
2	NAC	03	AAS	0517	General Technology	
2	NAC	03	AAS	0660	Medical Laboratory Technology	
2	NAC	03	AAS	0710	Registered Nursing	46
2	NAC	03	AAS	0790	Radiologic Technology	18
2	NAC	03	AAS	0835	Surgical Technology	
2	NAC	03	AS	0935	Agricultural, Food, & Life Sciences	
	NAC Total					471
2	NPCC	01	CP	0015	Emergency Medical Service	10
2	NPCC	01	CP	0045	Accounting Technology	
2	NPCC	01	CP	1511	Nursing Assistant	14
2	NPCC	01	CP	4405	Clerical Assistant	
2	NPCC	01	CP	4665	Hospitality Administration	
2	NPCC	02	CGS	0051	General Studies	
2	NPCC	02	TC	1106	Allied Health	21
2	NPCC	02	TC	2504	Graphic Design	
2	NPCC	02	TC	4270	Office Administration	
2	NPCC	02	TC	4310	Heating, Ventilation & Air Conditioning	
2	NPCC	02	TC	4355	Automotive Service Technology	
2	NPCC	02	TC	4373	Residential Carpentry	
2	NPCC	02	TC	4445	Computer Information Systems	
2	NPCC	02	TC	4497	Early Childhood Education	
2	NPCC	02	TC	4551	Marine Repair Technology	
2	NPCC	02	TC	4667	Hospitality Administration	
2	NPCC	02	TC	4705	Legal Office	
2	NPCC	02	TC	4710	Medical Office	
2	NPCC	02	TC	4730	Medical Transcription	
2	NPCC	02	TC	4745	Professional Medical Coding	
2	NPCC	02	TC	4788	Phlebotomy	
2	NPCC	02	TC	4880	Supervisory Management	
2	NPCC	02	TC	4900	Welding Technology	
2	NPCC	03	AA	0050	General Education	74
2	NPCC	03	AAS	0140	Accounting	10
2	NPCC	03	AAS	0290	Computer Information Systems	
2	NPCC	03	AAS	0310	Early Childcare Education	
2	NPCC	03	AAS	0312	Visual and Media Arts	13
2	NPCC	03	AAS	0390	Criminal Justice	13
2	NPCC	03	AAS	0470	Emergency Medical Service	
2	NPCC	03	AAS	0517	General Technology	
2	NPCC	03	AAS	0670	Health Information Technology	13
2	NPCC	03	AAS	0795	Recreation	
2	NPCC	03	AAS	0820	Office Administration	
2	NPCC	03	AAS	3667	Hospitality Administration	
2	NPCC	03	AAT	1005	Teaching	10
2	NPCC	03	ALS	0910	Liberal Studies	75
2	NPCC	03	AS	1090	General Education	51
2	NPCC	03	AS	1130	Medical Laboratory Technology	
2	NPCC	03	AS	1160	Registered Nursing	57
	NPCC Total					476
2	NWACC	01	CP	0015	Emergency Medical Technology	76
2	NWACC	01	CP	0017	Child Development Associate	
2	NWACC	01	CP	0374	Crime Prevention and Corrections	
2	NWACC	01	CP	0385	Law Enforcement	
2	NWACC	01	CP	0474	Safety & Health	

Inst. Type	College	Degree Level	Award	Degree Code	Degree Name	Credentials Awarded
2	NWACC	01	CP	0665	Hospitality Management	
2	NWACC	01	CP	1110	Networking	
2	NWACC	01	CP	1430	Criminal Justice	
2	NWACC	01	CP	1500	Tax Specialist	
2	NWACC	01	CP	1504	Graphic Design	
2	NWACC	01	CP	3841	Retail Management	
2	NWACC	01	CP	4359	Aviation Maintenance Airframe	12
2	NWACC	01	CP	4485	Computer-Assisted Drafting & Design: Architecture	
2	NWACC	01	CP	4486	Computer-Assisted Drafting & Design: Engineering	
2	NWACC	02	CGS	0910	General Studies	
2	NWACC	02	TC	0476	Environmental Regulatory Sciences	
2	NWACC	02	TC	2300	Business Management	
2	NWACC	02	TC	2430	Criminal Justice	
2	NWACC	02	TC	2504	Graphic Design	
2	NWACC	02	TC	2520	Entrepreneurship	
2	NWACC	02	TC	4357	Aviation Maintenance Airframe	15
2	NWACC	02	TC	4358	Aviation Maintenance Powerplant	12
2	NWACC	02	TC	4520	Emergency Medical Technology	16
2	NWACC	02	TC	4580	Culinary Arts	
2	NWACC	03	AA	0050	General Education	118
2	NWACC	03	AAS	0300	Business Management	23
2	NWACC	03	AAS	0312	Graphic Design	16
2	NWACC	03	AAS	0320	Computer Information Systems	19
2	NWACC	03	AAS	0390	Criminal Justice	
2	NWACC	03	AAS	0437	Early Childhood Education	
2	NWACC	03	AAS	0460	Electronics Technology	
2	NWACC	03	AAS	0470	Emergency Medical Technology	
2	NWACC	03	AAS	0475	Environmental Regulatory Sciences	
2	NWACC	03	AAS	0495	Fire Science Administration & Technology	
2	NWACC	03	AAS	0610	Legal Assistance/Paralegal Studies	
2	NWACC	03	AAS	0710	Nursing	92
2	NWACC	03	AAS	0750	Physical Therapist Assistant	16
2	NWACC	03	AAS	0810	Certified Respiratory Therapist	14
2	NWACC	03	AAS	6090	Homeland Security and Emergency Management	
2	NWACC	03	AAT	1005	Teaching	25
2	NWACC	03	AGS	0900	General Studies	14
2	NWACC	03	AS	1090	General Education	207
	NWACC Total					779
2	OTC	01	CP	0029	Microsoft Certified Professional	16
2	OTC	01	CP	0080	Computer Programming	14
2	OTC	01	CP	0150	Network Security	16
2	OTC	01	CP	0383	Criminal Justice	
2	OTC	01	CP	1707	Medical Terminology	12
2	OTC	01	CP	3420	Hair Care	10
2	OTC	01	CP	4350	Automotive Service Technology	10
2	OTC	01	CP	4595	Electrical Apprenticeship	20
2	OTC	01	CP	4596	Electrical Apprenticeship	19
2	OTC	01	CP	4629	Industrial Electronics	
2	OTC	01	CP	4633	Industrial Equipment Maintenance	26
2	OTC	01	CP	4673	Computer Repair	26
2	OTC	01	CP	4745	Medical Office Administration & Coding	
2	OTC	01	CP	4750	Nursing Assistant, Certified	113
2	OTC	01	CP	4880	Power Equipment Maintenance	14
2	OTC	01	CP	4895	Truck Driver Training	
2	OTC	01	CP	4905	Welding	17
2	OTC	01	CP	4919	Early Childhood Education	15
2	OTC	02	CGS	0910	General Studies	29
2	OTC	02	TC	0104	Pre-Allied Health	
2	OTC	02	TC	2120	Cosmetology Instructor	
2	OTC	02	TC	4260	Accounting	
2	OTC	02	TC	4420	Cosmetology	13
2	OTC	02	TC	4445	Computer Information Systems	12
2	OTC	02	TC	4590	Management	
2	OTC	02	TC	4630	Manufacturing Technology	
2	OTC	02	TC	4660	Practical Nursing	71
2	OTC	02	TC	4730	Medical Transcription	

Inst. Type	College	Degree Level	Award	Degree Code	Degree Name	Credentials Awarded
2	OTC	02	TC	4731	Medical Office Administration	14
2	OTC	02	TC	4740	Computer Repair	15
2	OTC	02	TC	4746	Medical Coding	12
2	OTC	02	TC	4850	Office Administration	
2	OTC	03	AA	0050	General Education	44
2	OTC	03	AAS	0140	Accounting	
2	OTC	03	AAS	0201	Management	
2	OTC	03	AAS	0290	Business Information Technology	
2	OTC	03	AAS	0320	Computer Information Systems	15
2	OTC	03	AAS	0390	Criminal Justice	
2	OTC	03	AAS	0401	Office Administration	
2	OTC	03	AAS	0437	Early Childhood Education	
2	OTC	03	AAS	0517	General Technology	
2	OTC	03	AAS	0705	Medical Office Administration	13
2	OTC	03	AAT	1005	Teaching	
2	OTC	03	AND	0715	Nursing (LPN/Paramedic to RN)	25
	OTC Total					659
2	OZC	01	CP	0015	Emergency Medical Technology	23
2	OZC	01	CP	0045	Accounting	
2	OZC	01	CP	0701	Business Computer Applications	
2	OZC	01	CP	4591	Business Management	
2	OZC	01	CP	4750	Certified Nursing Assistant	71
2	OZC	01	CP	4919	Early Childhood Development	
2	OZC	02	TC	2710	Health Professions	
2	OZC	02	TC	4355	Automotive Service Technology	
2	OZC	02	TC	4497	Early Childhood Education	
2	OZC	02	TC	4660	Licensed Practical Nursing	65
2	OZC	03	AA	0050	General Education	66
2	OZC	03	AAS	0230	Automotive Service Technology	
2	OZC	03	AAS	0385	Criminal Justice Leadership	
2	OZC	03	AAS	0517	General Technology	
2	OZC	03	AAS	0670	Health Information Management	
2	OZC	03	AAS	0710	Nursing	16
2	OZC	03	AAS	0730	Business Technology	10
2	OZC	03	AAS	4835	Culinary Arts/Hospitality	
2	OZC	03	AAT	1005	Teaching	18
	OZC Total					316
2	PCCUA	01	CP	0027	Graphic Communications	
2	PCCUA	01	CP	0031	Computer Art & Design	
2	PCCUA	01	CP	0080	Business	18
2	PCCUA	01	CP	0105	Medical Professions Education	15
2	PCCUA	01	CP	0118	Structured Network Cabling	
2	PCCUA	01	CP	0130	Microsoft Client Server Administration	
2	PCCUA	01	CP	0135	Manicure Technology	
2	PCCUA	01	CP	0165	Mild Steel Welding	17
2	PCCUA	01	CP	0215	Inert Gas Welding	11
2	PCCUA	01	CP	0388	Law Enforcement Administration	
2	PCCUA	01	CP	0542	Horticulture Operations	
2	PCCUA	01	CP	0904	General Welding Techniques	16
2	PCCUA	01	CP	4427	Microsoft Operating Systems Desktop Support	
2	PCCUA	01	CP	4435	Maintaining & Managing Personal Computers	15
2	PCCUA	01	CP	4719	Advanced Manufacturing Technology	
2	PCCUA	01	CP	4745	Medical Coding	39
2	PCCUA	01	CP	4750	Nurse Assistant	21
2	PCCUA	01	CP	4919	Child Development	24
2	PCCUA	01	TC	2150	Renewable Energy Technology	16
2	PCCUA	01	TC	4630	Industrial Electricity/Electronics	
2	PCCUA	02	CP	4719	Advanced Manufacturing Technology	
2	PCCUA	02	TC	4420	Cosmetology	19
2	PCCUA	02	TC	4446	Network Technology	
2	PCCUA	02	TC	4497	Early Childhood Education	16
2	PCCUA	02	TC	4788	Phlebotomy	18
2	PCCUA	02	TC	4795	Practical Nursing	21
2	PCCUA	02	TC	4875	Behavioral Health Technology	
2	PCCUA	02	TC	4900	Welding	
2	PCCUA	03	AA	0050	General Education	84

Inst. Type	College	Degree Level	Award	Degree Code	Degree Name	Credentials Awarded
2	PCCUA	03	AAS	0290	Business Information Systems Technology	
2	PCCUA	03	AAS	0300	Business Management	
2	PCCUA	03	AAS	0310	Early Childhood Education	18
2	PCCUA	03	AAS	0345	Network Technology	
2	PCCUA	03	AAS	0585	Industrial Technology	
2	PCCUA	03	AAS	0620	Graphic Communications	
2	PCCUA	03	AAS	0660	Medical Laboratory Technology	
2	PCCUA	03	AAS	0710	Nursing	29
2	PCCUA	03	AAS	0820	Office Technology	25
2	PCCUA	03	AAS	0825	Behavioral Health Technology	16
2	PCCUA	03	AAS	6719	Advanced Manufacturing Technology	
2	PCCUA	03	AS	0910	Associate of Science	
	PCCUA Total					517
2	PTC	01	CP	0018	Computer Information Systems	279
2	PTC	01	CP	0045	Accounting Technology	32
2	PTC	01	CP	3330	Damage Analysis and Estimation	
2	PTC	01	CP	4343	Tire Center Operator	77
2	PTC	01	CP	4383	Office Technology	33
2	PTC	01	CP	4896	Tractor and Trailer Operation	14
2	PTC	01	CP	4905	Welding	108
2	PTC	01	CP	4919	Early Childhood Development	76
2	PTC	02	CGS	0910	General Studies	702
2	PTC	02	TC	0014	Aviation Maintenance Airframe	46
2	PTC	02	TC	2836	Wine and Spirits Studies	
2	PTC	02	TC	4260	Accounting	32
2	PTC	02	TC	4310	Air Conditioning, Heating, & Refrigeration Technology	29
2	PTC	02	TC	4315	Nail Technology	21
2	PTC	02	TC	4330	Collision Repair Technology	27
2	PTC	02	TC	4355	Automotive Service Technology	
2	PTC	02	TC	4360	Aviation Maintenance Powerplant	37
2	PTC	02	TC	4380	Computer Information Systems	88
2	PTC	02	TC	4420	Cosmetology	21
2	PTC	02	TC	4421	Cosmetology Instruction	
2	PTC	02	TC	4455	Dental Assisting	21
2	PTC	02	TC	4460	Diesel Technology	20
2	PTC	02	TC	4490	Drafting & Design Technology	15
2	PTC	02	TC	4495	Early Childhood Development	17
2	PTC	02	TC	4515	Avionics Technology	
2	PTC	02	TC	4580	Culinary Arts	22
2	PTC	02	TC	4585	Baking and Pastry	
2	PTC	02	TC	4595	Construction Technology	
2	PTC	02	TC	4634	Industrial Equipment Technology	11
2	PTC	02	TC	4650	Office Technology	29
2	PTC	02	TC	4660	Practical Nursing	39
2	PTC	02	TC	4680	Machine Shop	19
2	PTC	02	TC	4705	Legal Secretarial	
2	PTC	02	TC	4730	Medical Transcription	23
2	PTC	02	TC	4870	Small Engine Technology (Motorcycle/ATV, Marine, Lawn/Garden)	12
2	PTC	02	TC	4900	Welding Technology	17
2	PTC	03	AA	0050	General Education	389
2	PTC	03	AAS	0240	Aviation Maintenance	12
2	PTC	03	AAS	0271	Construction Management Technology	
2	PTC	03	AAS	0310	Early Childhood Development	22
2	PTC	03	AAS	0320	Computer Information Systems	27
2	PTC	03	AAS	0350	Applied Electronics Technology	
2	PTC	03	AAS	0397	Drafting & Design Technology	
2	PTC	03	AAS	0517	General Technology	13
2	PTC	03	AAS	0525	Heating, Air Conditioning, & Refrigeration Technology	
2	PTC	03	AAS	0585	Industrial Technology	
2	PTC	03	AAS	0610	Paralegal Technology	
2	PTC	03	AAS	0633	Manufacturing Technology	
2	PTC	03	AAS	0725	Occupational Therapy Assistant	16
2	PTC	03	AAS	0730	Business	72
2	PTC	03	AAS	0815	Respiratory Therapy	18
2	PTC	03	AAS	3106	Allied Health	
2	PTC	03	AAS	3456	Military Technologies	

Inst. Type	College	Degree Level	Award	Degree Code	Degree Name	Credentials Awarded
2	PTC	03	AAS	4590	Culinary Arts	14
2	PTC	03	AAT	1005	Teaching	10
2	PTC	03	AGS	0900	General Studies	297
2	PTC	03	AS	1090	General Education	206
2	PTC	04	AC	1240	Computer Information Systems	
PTC Total						3,033
2	RMCC	01	CP	0015	Emergency Medical Technician	18
2	RMCC	01	CP	0018	Early Childhood Development	
2	RMCC	01	CP	1685	Machine Tool Technology	
2	RMCC	01	CP	4752	Nursing Assistant	33
2	RMCC	02	TC	1113	Computer Forensics	
2	RMCC	02	TC	4380	Computer Systems Technology	
2	RMCC	02	TC	4680	Machine Shop	
2	RMCC	02	TC	4795	Practical Nursing	25
2	RMCC	02	TC	4850	Office Technology	
2	RMCC	03	AA	0110	Liberal Arts	47
2	RMCC	03	AAS	0320	Information Systems Technology	
2	RMCC	03	AAS	0517	General Technology	17
2	RMCC	03	AAS	0820	Office Technology	
2	RMCC	03	AAT	1005	Teaching	
2	RMCC	03	AGS	0900	General Studies	10
RMCC Total						168
2	SACC	01	CP	0015	Emergency Medical Technician - Basic	10
2	SACC	01	CP	0034	Automotive Diagnostics	
2	SACC	01	CP	0105	Welding Layout and Pipefitting	
2	SACC	01	CP	0215	Basic Gas Welding	
2	SACC	01	CP	0713	Welding-Gas Tungsten Arc	12
2	SACC	01	CP	0905	Weld Inspection	
2	SACC	01	CP	1430	Criminal Justice	
2	SACC	01	CP	1431	Law Enforcement	10
2	SACC	01	CP	3420	Hair Care	10
2	SACC	01	CP	3424	Skin Care	
2	SACC	01	CP	4350	Basic Auto Maintenance	13
2	SACC	01	CP	4475	Office Occupations	
2	SACC	01	CP	4740	Network Installation & Repair	
2	SACC	01	CP	4750	Nursing Assistant	14
2	SACC	01	CP	4815	Basic Industrial Electricity	
2	SACC	01	CP	4817	Industrial Controls Technology	
2	SACC	01	CP	4818	Solid State Technology	
2	SACC	01	CP	4895	Truck Driving	
2	SACC	01	CP	4905	Basic Welding Technology	19
2	SACC	01	CP	4919	Early Childhood Education	15
2	SACC	02	CGS	0910	General Studies	35
2	SACC	02	TC	0706	Medical Transcription	
2	SACC	02	TC	0707	Medical Coding	
2	SACC	02	TC	4355	Automotive Service Technology	
2	SACC	02	TC	4497	Early Childhood Education	
2	SACC	02	TC	4520	Emergency Medical Technician - Paramedic	
2	SACC	02	TC	4590	General Business	
2	SACC	02	TC	4635	Industrial Equipment Maintenance Technology	
2	SACC	02	TC	4660	Licensed Practical Nursing	83
2	SACC	02	TC	4742	Computer and Network Installation & Repair Technology	
2	SACC	02	TC	4850	Office Occupations	
2	SACC	02	TC	4890	Surgical Technology	
2	SACC	02	TC	4900	Welding Technology	
2	SACC	03	AA	0050	General Education	38
2	SACC	03	AAS	0305	Business Computer Information Systems	
2	SACC	03	AAS	0390	Criminal Justice	
2	SACC	03	AAS	0391	Law Enforcement Administration	
2	SACC	03	AAS	0437	Early Childhood Education	
2	SACC	03	AAS	0470	Emergency Medical Technician	
2	SACC	03	AAS	0510	General Business	
2	SACC	03	AAS	0517	General Technology	
2	SACC	03	AAS	0710	Nursing	19
2	SACC	03	AAS	0725	Occupational Therapy Assistant	12
2	SACC	03	AAS	0735	Office Occupations	

Inst. Type	College	Degree Level	Award	Degree Code	Degree Name	Credentials Awarded
2	SACC	03	AAS	0750	Physical Therapist Assistant	19
2	SACC	03	AAS	0790	Radiologic Technology	
2	SACC	03	AAS	0835	Surgical Technology	
2	SACC	03	AAT	1005	Teaching	13
SACC Total						437
2	SAUT	01	CP	0018	Child Development Associate	18
2	SAUT	01	CP	0104	Medical Professions	19
2	SAUT	01	CP	0119	Cisco Networking	
2	SAUT	01	CP	0320	Beginning Hair Design	18
2	SAUT	01	CP	0400	Fire & Emergency Response	106
2	SAUT	01	CP	4274	Building Trades	
2	SAUT	01	CP	4316	Programmable Logic Controllers (PLC)	
2	SAUT	01	CP	4359	Aviation Maintenance	45
2	SAUT	01	CP	4426	Microsoft Certified Professional	
2	SAUT	01	CP	4720	Industrial Maintenance	12
2	SAUT	01	CP	4750	Nursing Assistant	158
2	SAUT	01	CP	4775	A+ Certification	
2	SAUT	01	CP	4815	Industrial Technology	
2	SAUT	01	CP	4905	Welding Technology	
2	SAUT	01	CP	4935	Materials & Operations Management	
2	SAUT	02	CGS	0910	General Studies	13
2	SAUT	02	TC	0132	Multimedia Film and Video Production	
2	SAUT	02	TC	0311	Multimedia Graphics Technology	10
2	SAUT	02	TC	0389	Law Enforcement	204
2	SAUT	02	TC	0465	Computer Information Technology	
2	SAUT	02	TC	2273	Health Sciences	
2	SAUT	02	TC	2346	Multimedia Web Design & Development	
2	SAUT	02	TC	4357	Aviation Maintenance Airframe	19
2	SAUT	02	TC	4358	Aviation Maintenance Powerplant	19
2	SAUT	02	TC	4510	Electronics	
2	SAUT	02	TC	4635	Software Specialist	
2	SAUT	02	TC	4722	Manufacturing Technology	
2	SAUT	02	TC	4795	Practical Nursing	20
2	SAUT	03	AA	0060	General Studies	34
2	SAUT	03	AAS	0240	Aviation Maintenance	
2	SAUT	03	AAS	0314	Multimedia Technology	20
2	SAUT	03	AAS	0340	Manufacturing Technology	
2	SAUT	03	AAS	0437	Paraprofessional Educator	
2	SAUT	03	AAS	0445	Electronic Technology	
2	SAUT	03	AAS	0475	Environmental Science	
2	SAUT	03	AAS	0500	Fire & Emergency Response	
2	SAUT	03	AAS	0545	Computer Information Technology	
2	SAUT	03	AAS	0740	Office Systems Technology	
2	SAUT	03	AAS	0840	Technology	18
2	SAUT	03	AAT	1005	Teaching	15
2	SAUT	03	APS	3871	Professional Studies	10
2	SAUT	03	AS	0495	Fire Science Management	
2	SAUT	03	AS	0950	Business Administration	14
SAUT Total						869
2	SEAC	01	CP	0015	Emergency Medical Technology	39
2	SEAC	01	CP	0018	Early Childhood Paraprofessional Technology	
2	SEAC	01	CP	4430	Web Design	
2	SEAC	01	CP	4713	Tungsten Inert Gas	
2	SEAC	01	CP	4715	Metal Inert Gas	11
2	SEAC	01	CP	4750	Nursing Assistant	189
2	SEAC	01	CP	4787	Phlebotomy Technology	34
2	SEAC	02	TC	2273	Health Sciences	57
2	SEAC	02	TC	2380	Computer Information Systems	
2	SEAC	02	TC	4260	Accounting	17
2	SEAC	02	TC	4280	Office Administration	
2	SEAC	02	TC	4310	Air Conditioning, Heating, & Refrigeration Technology	
2	SEAC	02	TC	4380	Internet & Web Technology	
2	SEAC	02	TC	4413	Drafting & Computer Aided Design	
2	SEAC	02	TC	4446	Computer Network Technology	
2	SEAC	02	TC	4502	PC Maintenance & Repair	10
2	SEAC	02	TC	4520	Emergency Medical Technology	

Inst. Type	College	Degree Level	Award	Degree Code	Degree Name	Credentials Awarded
2	SEAC	02	TC	4620	Industrial & Mechanical Technology	
2	SEAC	02	TC	4637	Industrial Electricity	
2	SEAC	02	TC	4660	Practical Nursing	42
2	SEAC	02	TC	4773	Information Systems Technology	
2	SEAC	02	TC	4860	Business Management	12
2	SEAC	02	TC	4890	Surgical Technology	
2	SEAC	02	TC	4900	Welding	
2	SEAC	03	AA	0050	General Education	48
2	SEAC	03	AAS	0280	Business Technology	29
2	SEAC	03	AAS	0315	Drafting & Computer Aided Design	
2	SEAC	03	AAS	0345	Computer Network Technology	
2	SEAC	03	AAS	0355	Information Systems Technology	
2	SEAC	03	AAS	0390	Criminal Justice Technology	12
2	SEAC	03	AAS	0460	Electrical & Electronics Technology	
2	SEAC	03	AAS	0485	Early Childhood Paraprofessional Technology	
2	SEAC	03	AAS	0517	General Technology	
2	SEAC	03	AAS	0570	Industrial & Mechanical Technology	
2	SEAC	03	AAS	0610	Paralegal Technology	
2	SEAC	03	AAS	0715	Nursing (LPN/Paramedic to RN)	24
2	SEAC	03	AAS	0790	Radiologic Technology	10
2	SEAC	03	AAS	0816	Respiratory Care Technology	
2	SEAC	03	AAS	0835	Surgical Technology	
2	SEAC	03	AAS	3363	Computer Information Systems	
2	SEAC	03	AAS	3490	Emergency Administration & Management	
2	SEAC	03	AGS	0900	General Studies	
SEAC Total						654
2	UACCB	01	CP	0015	Emergency Medical Technology	15
2	UACCB	01	CP	4361	Medical Billing & Coding	21
2	UACCB	01	CP	4362	CIS/Networking	
2	UACCB	01	CP	4750	Nursing Assistant	140
2	UACCB	01	CP	4919	Early Childhood Education	31
2	UACCB	02	TC	4260	Accounting Support	13
2	UACCB	02	TC	4335	Banking & Finance	
2	UACCB	02	TC	4365	Web Design	
2	UACCB	02	TC	4497	Early Childhood Education	
2	UACCB	02	TC	4520	Emergency Medical Technology	
2	UACCB	02	TC	4637	Industrial Equipment Maintenance Technology	
2	UACCB	02	TC	4660	Practical Nursing	37
2	UACCB	02	TC	4770	Clerical Services	
2	UACCB	03	AA	0050	General Education	52
2	UACCB	03	AAS	0241	Aviation Maintenance	
2	UACCB	03	AAS	0300	Business Services	43
2	UACCB	03	AAS	0390	Criminal Justice	
2	UACCB	03	AAS	0437	Early Childhood Education	
2	UACCB	03	AAS	0470	Emergency Medical Technology	
2	UACCB	03	AAS	0580	Industrial Technology	20
2	UACCB	03	AAS	0652	Medical Office Management	13
2	UACCB	03	AAS	0710	Nursing (RN)	39
2	UACCB	03	AAT	1005	Teaching	
2	UACCB	03	AS	1090	General Education	
UACCB Total						480
2	UACCH	01	CP	0015	Emergency Medical Technician	29
2	UACCH	01	CP	0018	Child Development Associate	31
2	UACCH	01	CP	0105	Medical Office Management	11
2	UACCH	01	CP	0115	Heating, Ventilation, & Air Conditioning	12
2	UACCH	01	CP	0155	Information Systems	
2	UACCH	01	CP	0461	Diesel Technology	
2	UACCH	01	CP	0462	Diesel Technology	
2	UACCH	01	CP	0463	Diesel Technology	
2	UACCH	01	CP	0464	Diesel Technology	
2	UACCH	01	CP	1750	Nursing Assistant	74
2	UACCH	01	CP	4315	Industrial Technology - Mechanical	
2	UACCH	01	CP	4815	Industrial Technology	11
2	UACCH	01	CP	4905	Welding	
2	UACCH	01	CP	4906	Welding Technology	
2	UACCH	01	CP	9904	Industrial Maintenance Technology	

Inst. Type	College	Degree Level	Award	Degree Code	Degree Name	Credentials Awarded
2	UACCH	02	CGS	0910	General Studies	62
2	UACCH	02	TC	0205	Medical Office Management	
2	UACCH	02	TC	1155	Information Systems	
2	UACCH	02	TC	4310	Air Conditioning, Heating, & Refrigeration Technology	13
2	UACCH	02	TC	4467	Diesel Technology	
2	UACCH	02	TC	4520	Emergency Medical Technician	
2	UACCH	02	TC	4627	Industrial Electricity	
2	UACCH	02	TC	4637	Industrial Multicraft Maintenance	10
2	UACCH	02	TC	4660	Licensed Practical Nursing	34
2	UACCH	02	TC	4770	Office Systems Technology	
2	UACCH	03	AA	0050	General Education	74
2	UACCH	03	AAS	0307	Business Technology	10
2	UACCH	03	AAS	0355	Information Systems	
2	UACCH	03	AAS	0390	Criminal Justice	
2	UACCH	03	AAS	0437	Early Childhood Education	
2	UACCH	03	AAS	0470	Emergency Medical Technician	
2	UACCH	03	AAS	0508	Funeral Services	
2	UACCH	03	AAS	0517	General Technology	
2	UACCH	03	AAS	0705	Medical Office Management	11
2	UACCH	03	AAS	0810	Respiratory Care	
2	UACCH	03	AAT	1005	Teaching	
2	UACCH	03	AGS	3060	General Studies	11
	UACCH Total					505
2	UACCM	01	CP	0015	Emergency Medical Technician	12
2	UACCM	01	CP	0198	Petroleum Technology	71
2	UACCM	01	CP	0222	Networking Technology	
2	UACCM	01	CP	0384	Crime Scene Investigation	
2	UACCM	01	CP	0470	Dietary Management	
2	UACCM	01	CP	0673	Computer Maintenance	
2	UACCM	01	CP	4750	Nursing Assisting	
2	UACCM	01	CP	4904	Pipe Welding	13
2	UACCM	01	CP	4905	Welding	16
2	UACCM	01	CP	4919	Early Childhood Development	
2	UACCM	02	CGS	0910	General Studies	
2	UACCM	02	TC	0298	Petroleum Technology	59
2	UACCM	02	TC	0389	Law Enforcement Administration	
2	UACCM	02	TC	4310	Air Conditioning, Heating, & Refrigeration Technology	
2	UACCM	02	TC	4330	Automotive Collision Repair Technology	11
2	UACCM	02	TC	4355	Automotive Technology	
2	UACCM	02	TC	4393	Business	14
2	UACCM	02	TC	4490	Drafting	
2	UACCM	02	TC	4495	Early Childhood Development	
2	UACCM	02	TC	4502	Computer Information Systems Technology	
2	UACCM	02	TC	4660	Practical Nursing	35
2	UACCM	02	TC	4885	Surveying	19
2	UACCM	02	TC	4900	Welding	11
2	UACCM	03	AA	0050	General Education	104
2	UACCM	03	AAS	0185	Air Conditioning, Heating, & Refrigeration Technology	
2	UACCM	03	AAS	0224	Automotive Collision Repair Technology	11
2	UACCM	03	AAS	0230	Automotive Service Technology	
2	UACCM	03	AAS	0280	Business	21
2	UACCM	03	AAS	0310	Early Childhood Development	
2	UACCM	03	AAS	0312	Graphic Design	
2	UACCM	03	AAS	0363	Computer Information Systems Technology	
2	UACCM	03	AAS	0425	Drafting	
2	UACCM	03	AAS	0598	Petroleum Technology	50
2	UACCM	03	AAS	0710	Nursing	20
2	UACCM	03	AAS	0837	Surveying	19
2	UACCM	03	AGS	0900	General Studies	31
2	UACCM	03	AS	1000	Liberal Arts	15
	UACCM Total					618
	Grand Total					31,260

* Private Institutions do not have degree codes.

NOTE: Graduate counts of less than ten (10) are not shown due to FERPA.

ANNUAL REPORT ON STUDENT RETENTION AND GRADUATION

The following attachments are included in this report.

Attachment 4-A	Fall-to-Fall Retention Rates
Attachment 4-B	Graduation, Retention, and Success Rates for 4-Year Universities
Attachment 4-C	Graduation, Retention, and Success Rates for 2-Year Colleges
Attachment 4-D	Graduation, Retention, and Success Rates for 4-Year Universities SORTED BY INSTITUTION
Attachment 4-E	Graduation, Retention, and Success Rates for 2-Year Colleges SORTED BY INSTITUTION
Attachment 4-F	Graduation, Retention, and Success Rates for 4-Year Universities BY GENDER
Attachment 4-G	Graduation, Retention, and Success Rates for 2-Year Colleges BY GENDER
Attachment 4-H	Graduation, Retention, and Success Rates for 4-Year Universities BY RACE
Attachment 4-I	Graduation, Retention, and Success Rates for 2-Year Colleges BY RACE
Attachment 4-J	Graduation, Retention, and Success Rates for 4-Year Universities BY AGE
Attachment 4-K	Graduation, Retention, and Success Rates for 2-Year Colleges BY AGE

Statewide retention and graduation information for students entering Arkansas public higher education is presented in this report for both the state and individual institutions. ADHE's Student Information System (SIS) enables multi-year student retention and graduation tracking in compliance with Student-Right-to-Know legislation as well as Act 267 of 1989. SIS tracks student enrollments and completions for multiple years at their originating or native campus, as well as in other public and independent institutions within the state.

Methodology

Retention and graduation rates are based on enrollment and completion activities for cohorts of first-time, full-time, degree- or certificate-seeking students who began in fall semesters. The retention calculations herein are based on fall-to-fall comparisons of the students in the cohort. The graduation rates reported herein have been re-designed in keeping with the graduation rate calculation as defined by IPEDS (Integrated Postsecondary Education Data System).

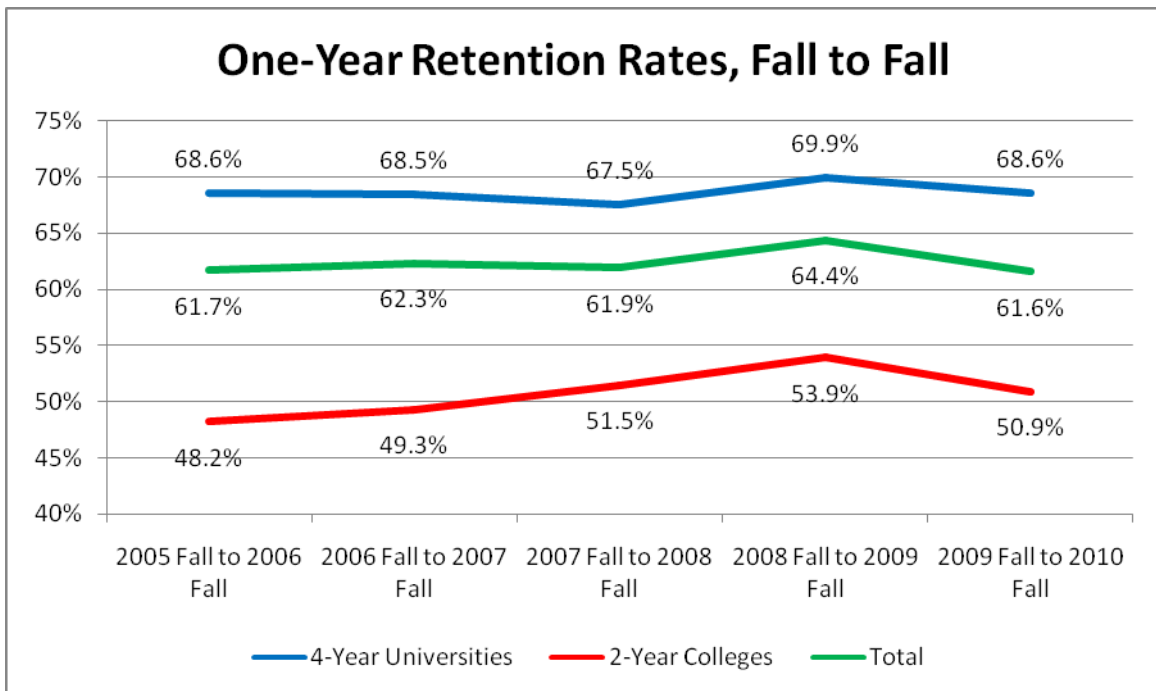
Therefore, university rates are reviewed for a 6-year period whereas the rates for 2-year colleges are reviewed for a 3-year period.

RETENTION RATES

Statewide Retention

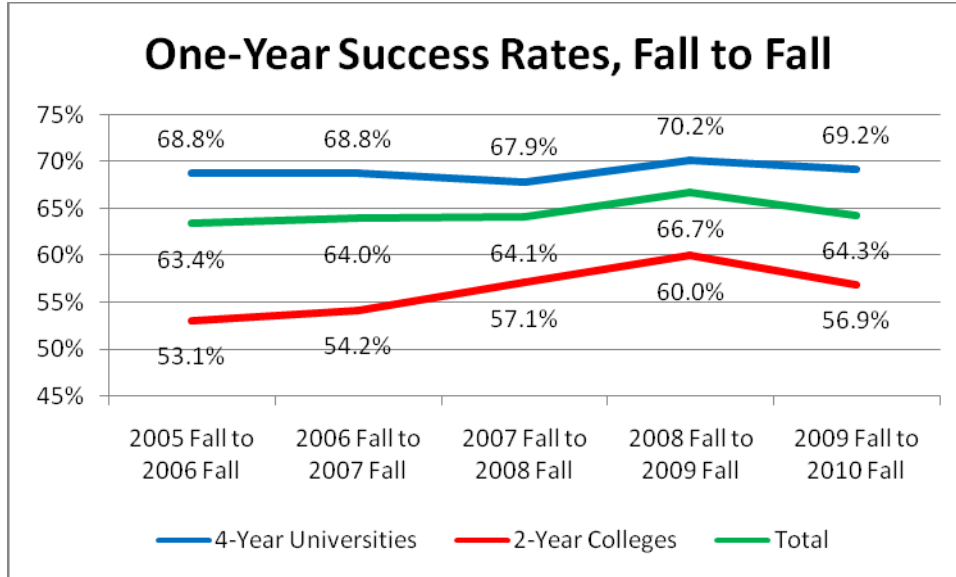
Attachment 4-1 presents average fall-to-fall retention rates for each of the entering cohorts in 2005 Fall, 2006 Fall, 2007 Fall, 2008 Fall, and 2009 Fall.

The following represents the one-year retention rates for these five cohorts. The cohort of students is defined as students that are first-time entering, full-time, and seeking a degree or certificate. (This is the same as the IPEDS cohort.)



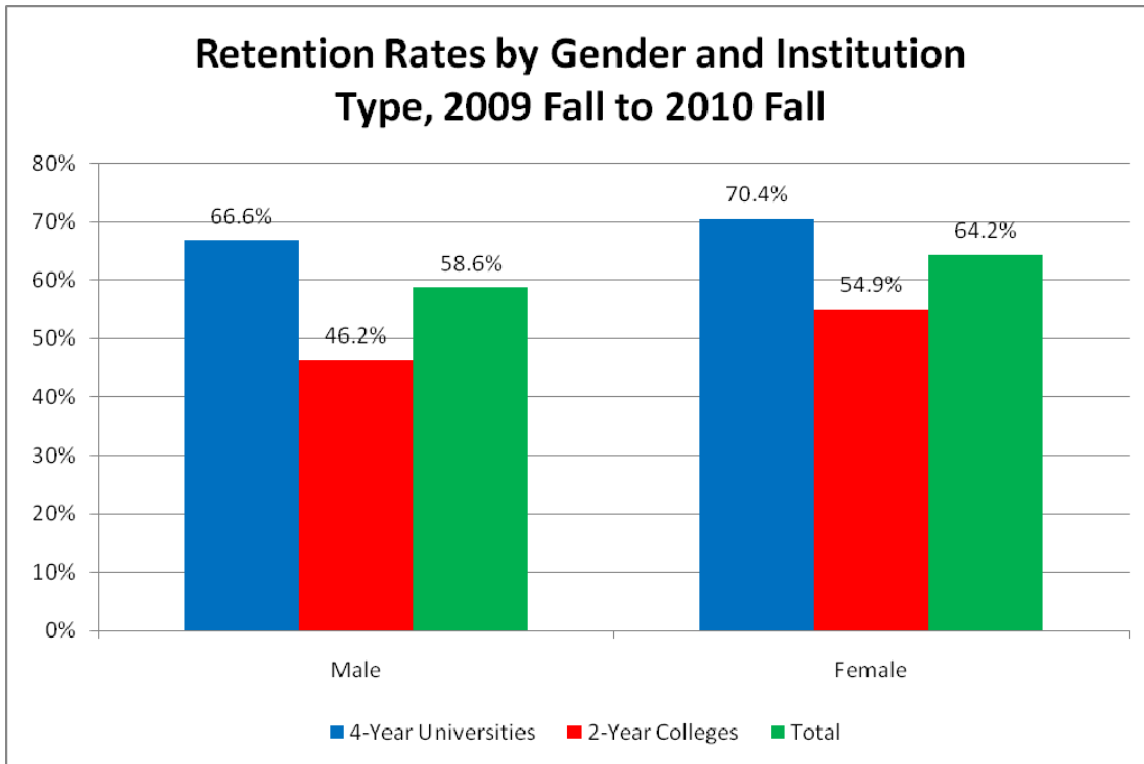
As shown above, the 4-year universities have substantially higher retention rates of entering cohort students – about 15-20 percentage points higher.

The retention rate calculation in Attachment 4-1 also examines the number of students that graduated. The sum of the number of students retained along with number of students graduating divided by the number of students in the original cohort is considered the fall-to-fall success rate.



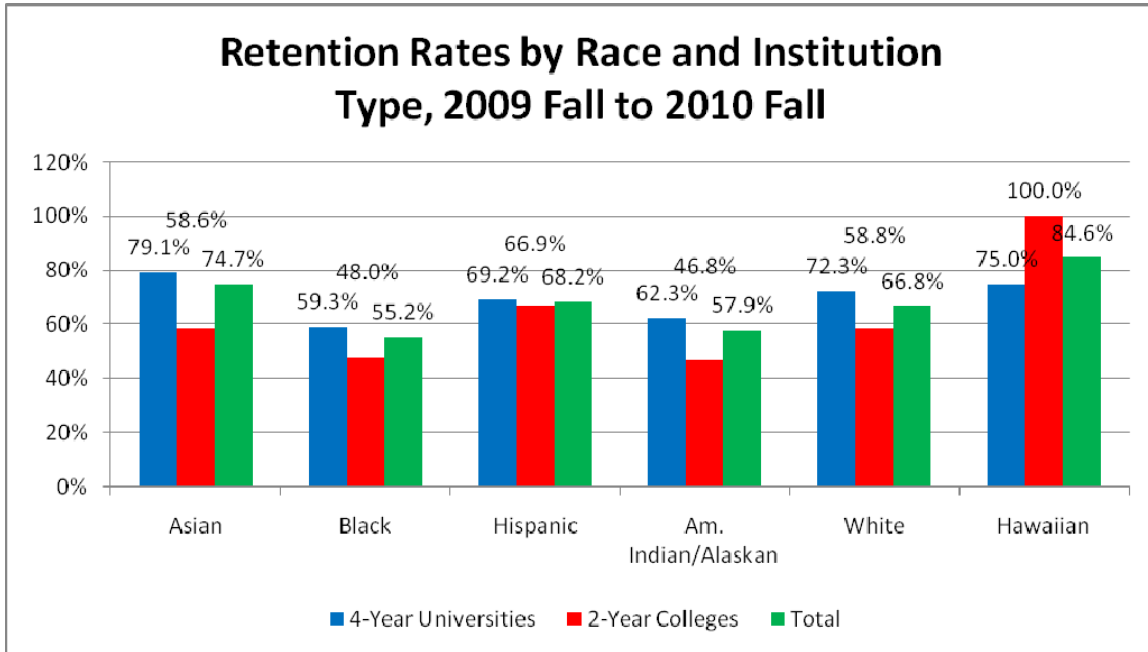
As can be seen from the above, the 4-Year Universities also have higher success rates (retained students and graduating students) than the 2-Year Colleges, but the difference is not as great (10-15 percentage points) as the retention rate difference.

Retention Demographics

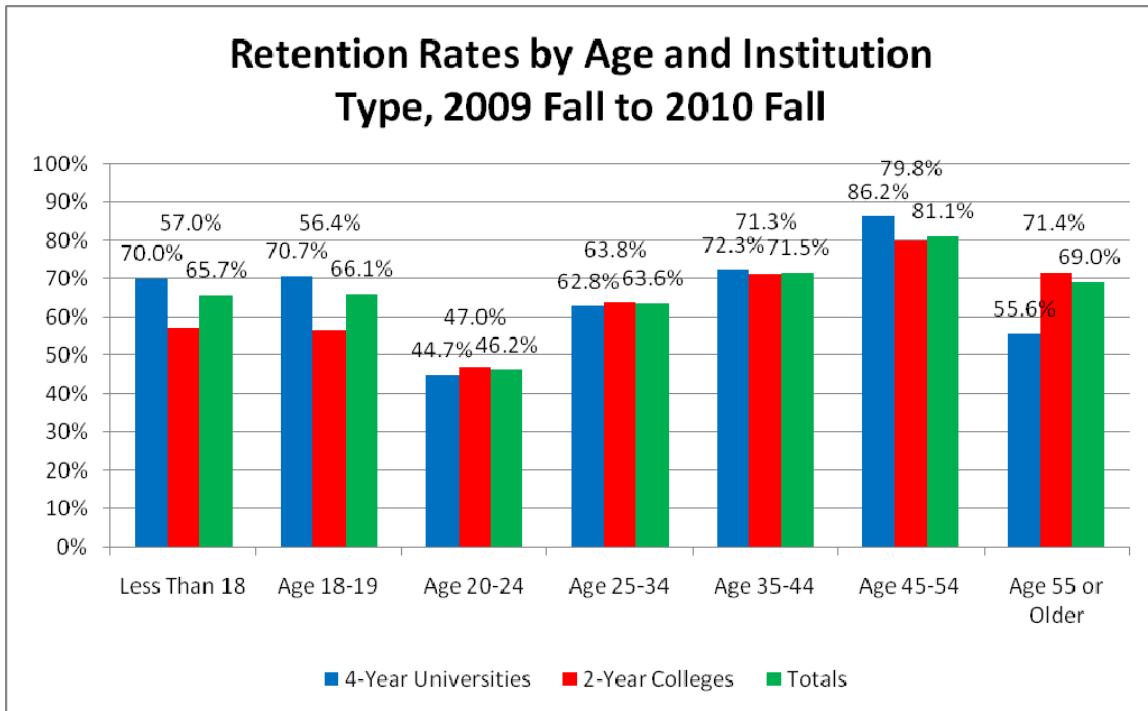


The above graph demonstrates that females are retained at a slightly higher rate than males.

The below table demonstrates that Asian and Hawaiian students are retained at higher rates than any other race/ethnicity.



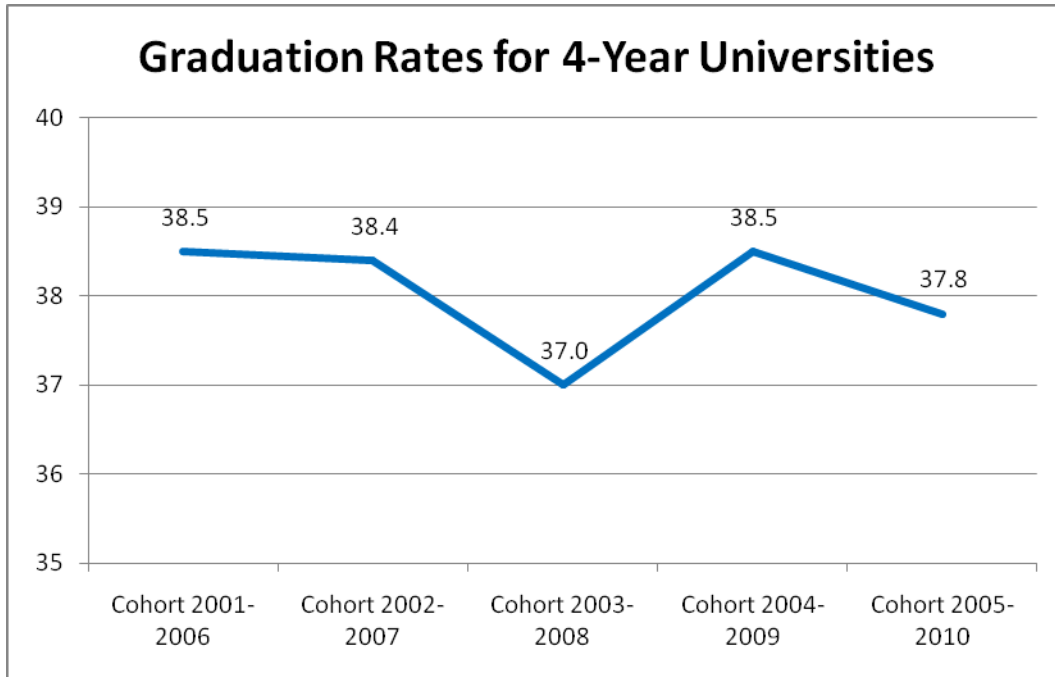
The below table illustrates average fall-to-fall retention by age group. The group with the best retention rate is Age 45-54. It is interesting to note that young students and older students are retained at higher rates whereas the middle groups have lower rates, especially the group Age 20-24 (lowest).



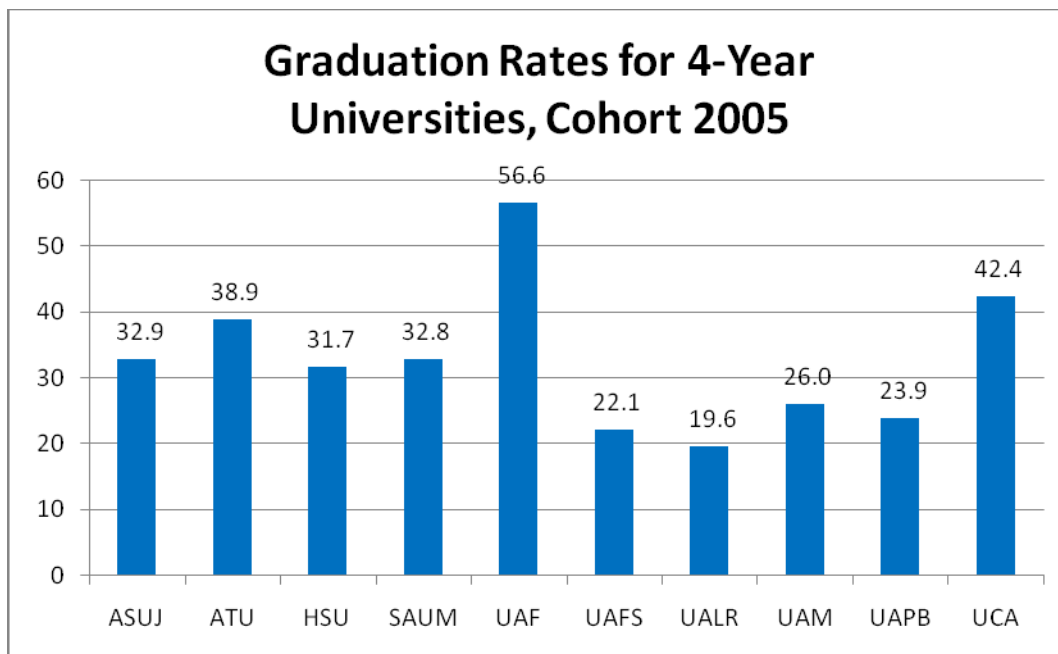
GRADUATION RATES

4-Year University Graduation Rates

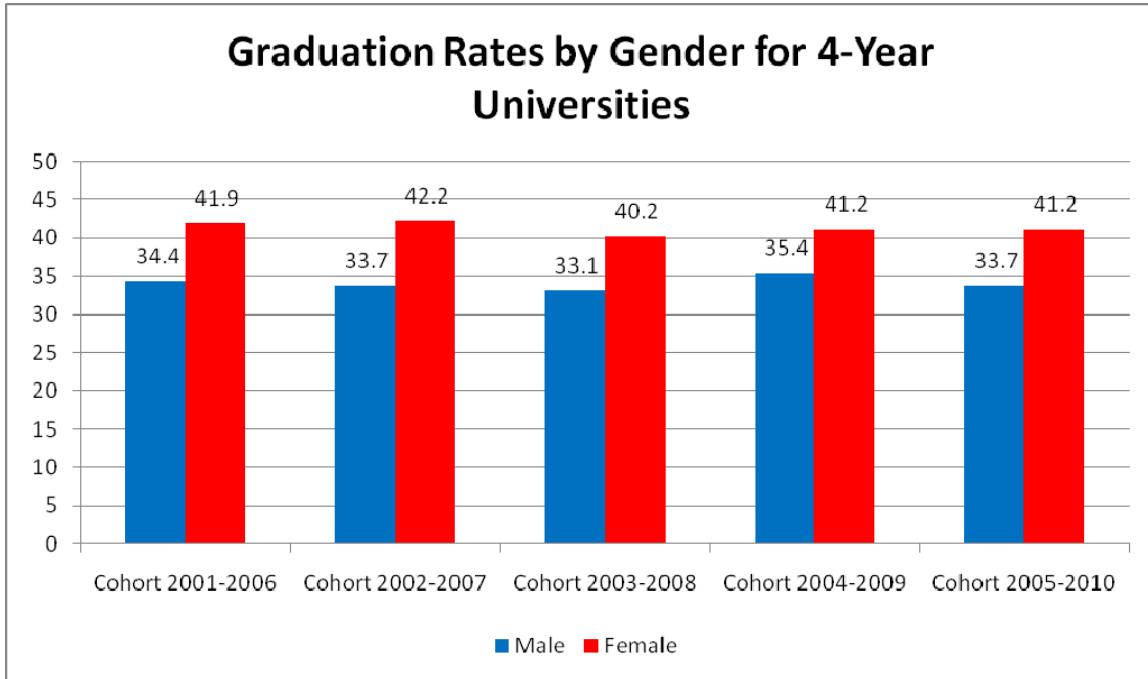
Attachment 4-2 presents graduation rates of first-time freshmen for each of the cohorts after six years for 4-year universities.



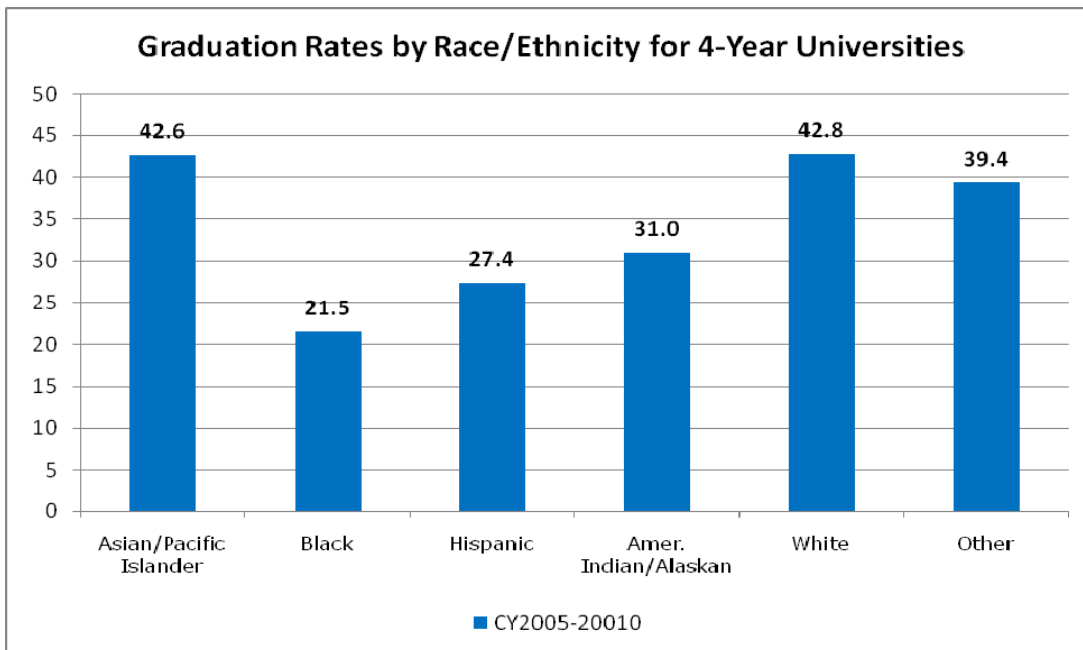
According to the above graph, the graduation rate for public 4-year universities has consistently been 37-39 percent over the five-year period reviewed.



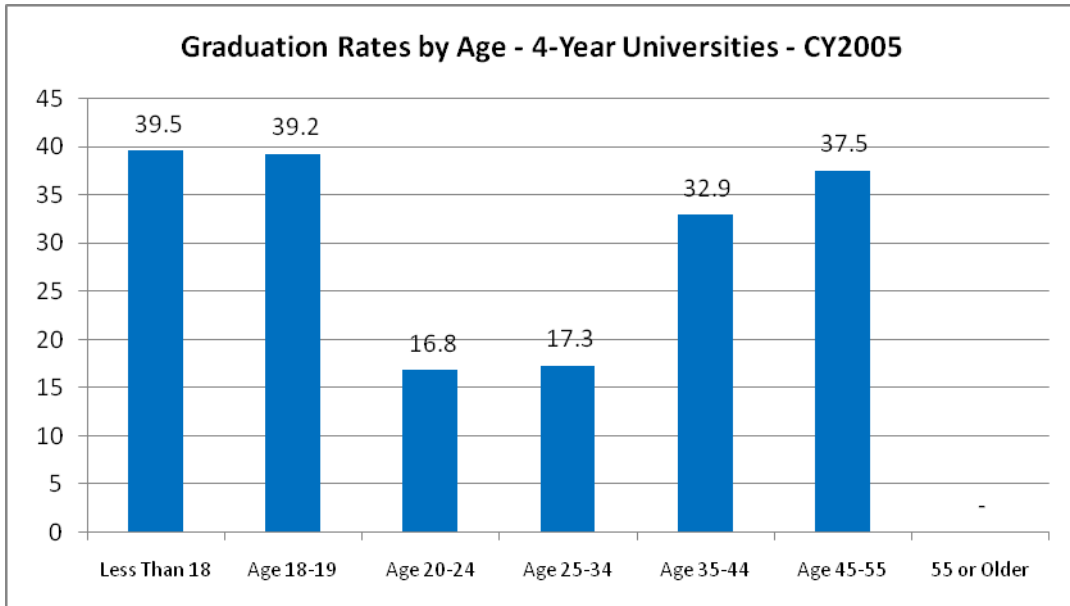
For the entering cohort of students for Cohort Year 2005 (2004 Fall), (1) the University of Arkansas, Fayetteville had the highest graduation rate (56.6 percent) followed by (2) the University of Central Arkansas (42.4 percent), (3) Arkansas Tech University (38.9 percent), (4) Arkansas State University Jonesboro (32.9 percent), and (5) Southern Arkansas University Magnolia (32.8 percent).



Females at 4-year universities graduate at higher rates than males.



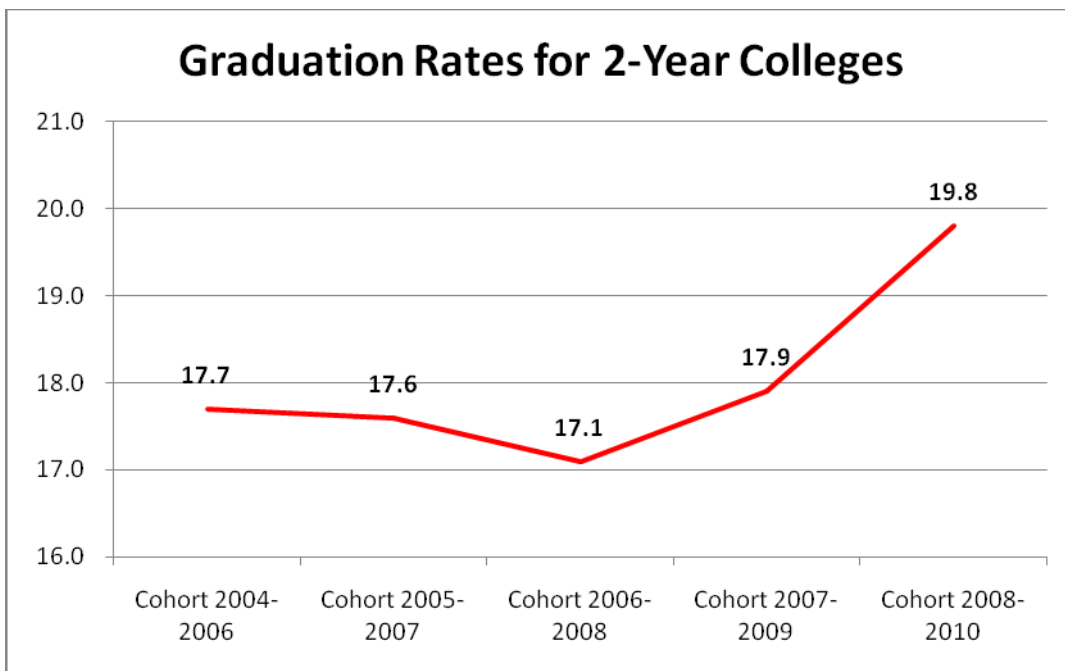
Students with racial backgrounds of White have the highest graduation rates followed by Asian/Pacific Islander and Other categories.



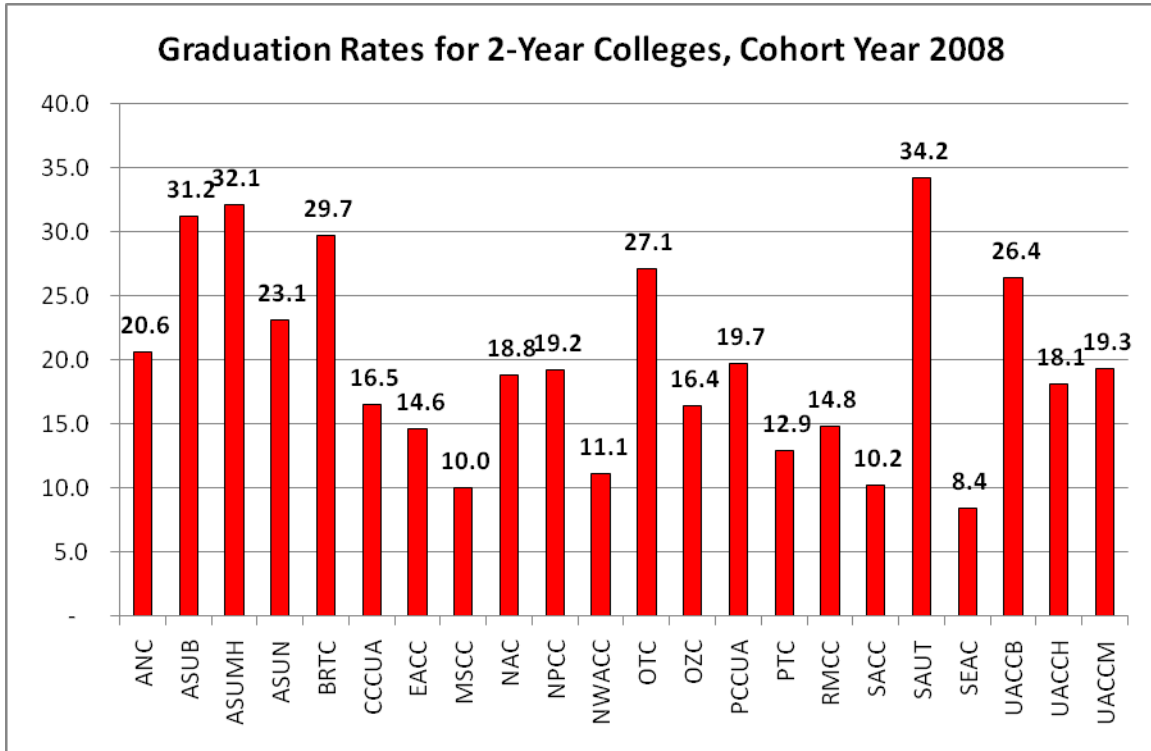
The age group of Less Than 18 has the highest graduation rate at 4-Year Universities.

2-Year College Graduation Rates

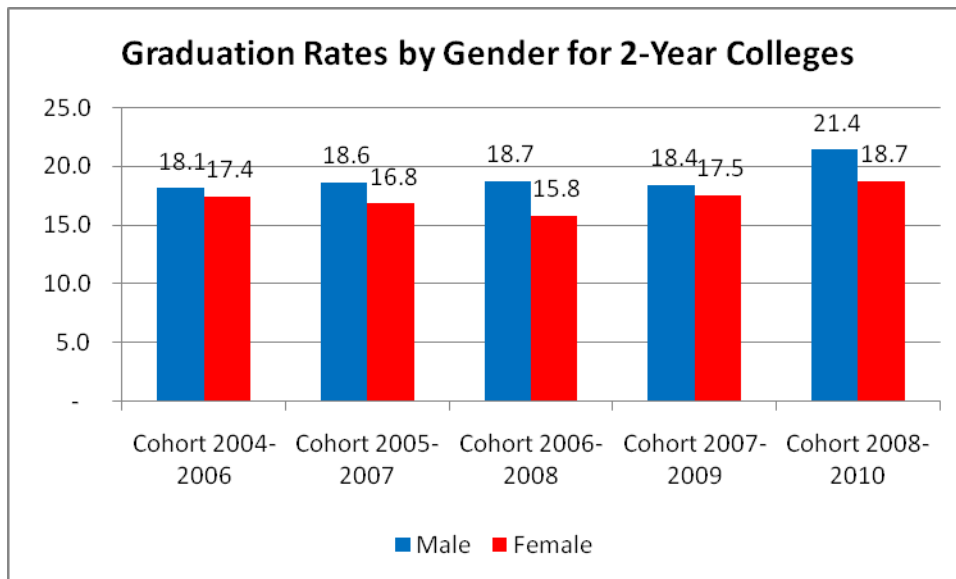
Attachment 4-3 presents graduation rates of first-time freshmen for each of the cohorts after three years for 2-Year Colleges.



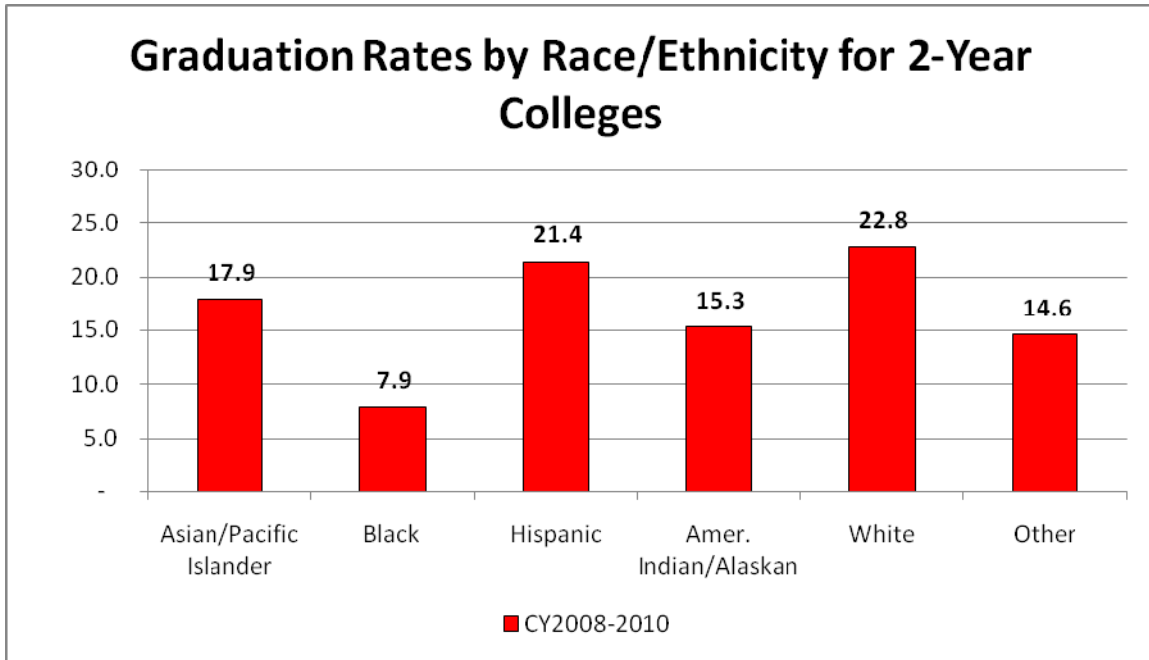
Note that the graduation rates for 2-Year Colleges are increasing.



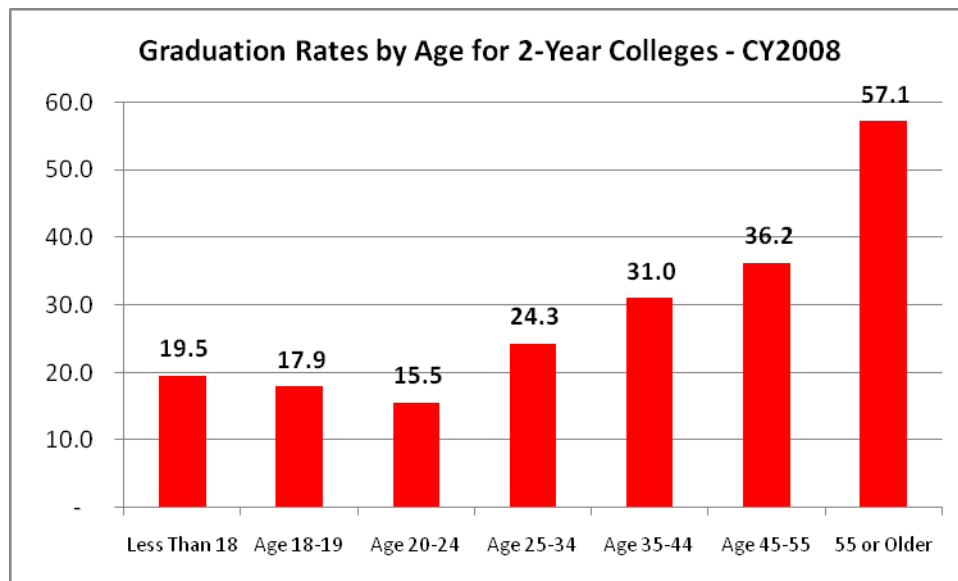
For the entering cohort in Cohort Year 2008 (2007 Fall term), (1) Southern Arkansas University Tech had the highest graduation rate (34.2 percent) followed by (2) Arkansas State University Mountain Home (32.1 percent), (3) Arkansas State University Beebe (31.2 percent), (4) Black River Technical College (29.7 percent), and (5) Ouachita Technical College (27.1 percent).



The graduation rates for males are higher than that of females at 2-Year Colleges.



Students with racial/ethnicity of White have the highest graduation rates.



The older age groups have the highest graduation rates at 2-Year Colleges.

Students Being Retained (Fall-to-Fall Retention) Retention Rates for 1-Year Through 5-Years

Criteria Includes:

- 1. Students are First-Time Entering
- 2. Students are Degree-Seeking (2, 4, 6, 7, & 8)
- 3. Attend Status is Full-Time
- 4. Students are Undergraduate Non-High School Students

Academic Year (Student Cohort) selected = 2006 and review period includes from AY2006 to AY2011, the FALL Term Only.

#	Inst. Type	College	Enrolled AY2006	Enrolled AY2007	Percent Retained	Grads AY2006	Percent Grads	Year 1 Success	Enrolled AY2008	Percent Retained	Grads AY2007	Percent Grads	Year 2 Success	Enrolled AY2009	Percent Retained	Grads AY2008	Percent Grads	Year 3 Success	Enrolled AY2010	Percent Retained	Grads AY2009	Percent Grads	Year 4 Success	Enrolled AY2011	Percent Retained	Grads AY2010	Percent Grads	Year 5 Success		
1	1	ASUJ	1,491	1,070	71.8%		0.0%	71.8%	820	55.0%		0.2%	55.2%	707	47.4%		10	0.7%	48.1%	454	30.4%	263	17.6%	48.1%	255	17.1%	233	15.6%	32.7%	
1	1	ATU	1,460	954	65.3%		0.0%	65.3%	749	51.3%	61	4.2%	55.5%	654	44.8%		18	1.2%	46.0%	379	26.0%	260	17.8%	43.8%	188	12.9%	210	14.4%	27.3%	
1	1	HSU	560	315	56.3%		0.0%	56.3%	244	43.6%		0.0%	43.6%	225	40.2%			0.4%	40.5%	125	22.3%	75	13.4%	35.7%	54	9.6%	58	10.4%	20.0%	
1	1	SAUM	566	352	62.2%		0.0%	62.2%	262	46.3%		0.4%	46.6%	221	39.0%			1.4%	40.5%	151	26.7%	71	12.5%	39.2%	80	14.1%	69	12.2%	26.3%	
1	1	UAF	2,666	2,212	83.0%		0.0%	83.0%	1,999	75.0%		0.0%	75.0%	1,869	70.1%		15	0.6%	70.7%	1,011	37.9%	745	27.9%	65.9%	400	15.0%	652	24.5%	39.5%	
1	1	UAFS	772	481	62.3%		0.9%	63.2%	360	46.6%	50	6.5%	53.1%	320	41.5%		34	4.4%	45.9%	211	27.3%	90	11.7%	39.0%	122	15.8%	66	8.5%	24.4%	
1	1	UALR	762	453	59.4%		0.0%	59.4%	344	45.1%		0.0%	45.1%	275	36.1%			0.9%	37.0%	196	25.7%	67	8.8%	34.5%	123	16.1%	70	9.2%	25.3%	
1	1	UAM	627	303	48.3%	15	2.4%	50.7%	221	35.2%	42	6.7%	41.9%	179	28.5%		78	12.4%	41.0%	112	17.9%	65	10.4%	28.2%	55	8.8%	62	9.9%	18.7%	
1	1	UAMS			0.0%			0.0%		0.0%			0.0%		0.0%			0.0%		0.0%			0.0%		0.0%				0.0%	0.0%
1	1	UAPB	714	388	54.3%		0.0%	54.3%	307	43.0%		0.0%	43.0%	260	36.4%			0.1%	36.6%	199	27.9%	45	6.3%	34.2%	89	12.5%	70	9.8%	22.3%	
1	1	UCA	2,424	1,729	71.3%		0.0%	71.3%	1,342	55.4%		0.1%	55.4%	1,181	48.7%		13	0.5%	49.3%	768	31.7%	392	16.2%	47.9%	377	15.6%	397	16.4%	31.9%	
1	2	ANC	335	141	42.1%	22	6.6%	48.7%	80	23.9%	17	5.1%	29.0%	38	11.3%		26	7.8%	19.1%	35	10.4%	15	4.5%	14.9%	20	6.0%	11	3.3%	9.3%	
1	2	ASUB	755	399	52.8%	67	8.9%	61.7%	215	28.5%	87	11.5%	40.0%	127	16.8%		108	14.3%	31.1%	63	8.3%	45	6.0%	14.3%	42	5.6%	22	2.9%	8.5%	
1	2	ASUMH	180	91	50.6%		1.1%	51.7%	35	19.4%	24	13.3%	32.8%	15	8.3%		14	7.8%	16.1%	18	10.0%		5.0%	15.0%	16	8.9%		2.2%	11.1%	
1	2	ASUN	107	42	39.3%		0.9%	40.2%	23	21.5%	16	15.0%	36.4%		6.5%		13	12.1%	18.7%		8.4%		0.9%	9.3%		6.5%		5.6%	12.1%	
1	2	BRTC	311	162	52.1%	28	9.0%	61.1%	85	27.3%	31	10.0%	37.3%	39	12.5%		33	10.6%	23.2%	24	7.7%	16	5.1%	12.9%	19	6.1%		1.9%	8.0%	
1	2	CCCUA	100	65	65.0%		3.0%	68.0%	47	47.0%	12	12.0%	59.0%	25	25.0%		17	17.0%	42.0%	16	16.0%	13	13.0%	29.0%		8.0%		7.0%	15.0%	
1	2	EACC	231	122	52.8%		0.0%	52.8%	61	26.4%	19	8.2%	34.6%	31	13.4%		22	9.5%	22.9%	16	6.9%	14	6.1%	13.0%	14	6.1%		3.0%	9.1%	
1	2	MSCC	128	68	53.1%		0.0%	53.1%	31	24.2%		5.5%	29.7%	22	17.2%			3.1%	20.3%	21	16.4%		4.7%	21.1%	12	9.4%		3.9%	13.3%	
1	2	NAC	382	175	45.8%	30	7.9%	53.7%	82	21.5%	41	10.7%	32.2%	42	11.0%		34	8.9%	19.9%	36	9.4%	18	4.7%	14.1%	24	6.3%		2.1%	8.4%	
1	2	NPCC	286	127	44.4%	12	4.2%	48.6%	82	28.7%	37	12.9%	41.6%	48	16.8%		43	15.0%	31.8%	35	12.2%	16	5.6%	17.8%	18	6.3%		2.1%	8.4%	
1	2	NWACC	516	268	51.9%		0.6%	52.5%	186	36.0%		1.4%	37.4%	111	21.5%		36	7.0%	28.5%	68	13.2%	32	6.2%	19.4%	49	9.5%	16	3.1%	12.6%	
1	2	OTC	176	76	43.2%	13	7.4%	50.6%	41	23.3%	24	13.6%	36.9%	19	10.8%		17	9.7%	20.5%	14	8.0%	10	5.7%	13.6%		5.1%		4.0%	9.1%	
1	2	OZC	182	78	42.9%		1.1%	44.0%	50	27.5%	18	9.9%	37.4%	28	15.4%		18	9.9%	25.3%	23	12.6%		3.8%	16.5%	21	11.5%		3.3%	14.8%	
1	2	PCCUA	199	90	45.2%		1.5%	46.7%	51	25.6%	19	9.5%	35.2%	25	12.6%		16	8.0%	20.6%	20	10.1%	12	6.0%	16.1%		4.5%	11	5.5%	10.1%	
1	2	PTC	994	520	52.3%	34	3.4%	55.7%	308	31.0%	66	6.6%	37.6%	185	18.6%		65	6.5%	25.2%	145	14.6%	47	4.7%	19.3%	118	11.9%	73	7.3%	19.2%	
1	2	RMCC	122	52	42.6%		4.1%	46.7%	25	20.5%	11	9.0%	29.5%	13	10.7%			5.7%	16.4%		7.4%		5.7%	13.1%	10	8.2%		1.6%	9.8%	
1	2	SACC	106	51	48.1%		0.0%	48.1%	30	28.3%		6.6%	34.9%	16	15.1%		17	16.0%	31.1%	10	9.4%		4.7%	14.2%	11	10.4%		3.8%	14.2%	
1	2	SAUT	144	51	35.4%	38	26.4%	61.8%	25	17.4%	13	9.0%	26.4%		6.3%		12	8.3%	14.6%		3.5%		3.5%	6.9%		4.9%		1.4%	6.3%	
1	2	SEAC	172	80	46.5%		1.7%	48.3%	47	27.3%	11	6.4%	33.7%	24	14.0%		16	9.3%	23.3%	16	9.3%	13	7.6%	16.9%	10	5.8%		2.3%	8.1%	
1	2	UACCB	142	68	47.9%		3.5%	51.4%	49	34.5%		4.9%	39.4%	31	21.8%		19	13.4%	35.2%	20	14.1%	18	12.7%	26.8%	15	10.6%		2.8%	13.4%	
1	2	UACCH	187	80	42.8%	22	11.8%	54.5%	57	30.5%	28	15.0%	45.5%	24	12.8%		17	9.1%	21.9%	18	9.6%	15	8.0%	17.6%	11	5.9%		3.7%	9.6%	
1	2	UACCM	424	175	41.3%		0.9%	42.2%	107	25.2%	19	4.5%	29.7%	53	12.5%		30	7.1%	19.6%	22	5.2%	24	5.7%	10.8%	23	5.4%	11	2.6%	8.0%	
4-Year Universities			12,042	8,257	68.6%	22	0.2%	68.8%	6,648	55.2%	160	1.3%	56.5%	5,891	48.9%	186	1.5%	50.5%	3,606	29.9%	2,073	17.2%	47.2%	1,743	14.5%	1,887	15.7%	30.1%		
2-Year Colleges			6,179	2,981	48.2%	297	4.8%	53.1%	1,717	27.8%	521	8.4%	36.2%	932	15.1%	584	9.5%	24.5%	643	10.4%	348	5.6%	16.0%	473	7.7%	229	3.7%	11.4%		
Grand Total			18,221	11,238	61.7%	319	1.8%	63.4%	8,365	45.9%	681	3.7%	49.6%	6,823	37.4%	770	4.2%	41.7%	4,249	23.3%	2,421	13.3%	36.6%	2,216	12.2%	2,116	11.6%	23.8%		

NOTE: Student or Graduate counts less than ten (10) are not shown due to FERPA.

Students Being Retained (Fall-to-Fall Retention) Retention Rates for 1-Year Through 4-Years

Criteria Includes:

1. Students are First-Time Entering
2. Students are Degree-Seeking (2, 4, 6, 7, & 8)
3. Attend Status is Full-Time
4. Students are Undergraduate Non-High School Students

Academic Year (Student Cohort) selected = 2007 and review period includes from AY2007 to AY2011, the FALL Term Only.

#	Inst. Type	Institution	Enrolled AY2007	Enrolled AY2008	Percent Retained	Grads AY2007	Percent Grads	Year 1 Success	Enrolled AY2009	Percent Retained	Grads AY2008	Percent Grads	Year 2 Success	Enrolled AY2010	Percent Retained	Grads AY2009	Percent Grads	Year 3 Success	Enrolled AY2011	Percent Retained	Grads AY2010	Percent Grads	Year 4 Success
1	1	ASUJ	1,663	1,140	68.6%		0.0%	68.6%	938	56.4%		0.1%	56.5%	833	50.1%	58	3.5%	53.6%	512	30.8%	340	20.4%	51.2%
1	1	ATU	1,435	922	64.3%	13	0.9%	65.2%	671	46.8%	52	3.6%	50.4%	607	42.3%	24	1.7%	44.0%	363	25.3%	233	16.2%	41.5%
1	1	HSU	588	365	62.1%		0.0%	62.1%	299	50.9%		0.0%	50.9%	265	45.1%		0.3%	45.4%	143	24.3%	103	17.5%	41.8%
1	1	SAUM	588	362	61.6%		0.0%	61.6%	267	45.4%		0.3%	45.7%	229	38.9%		0.3%	39.3%	140	23.8%	84	14.3%	38.1%
1	1	UAF	2,726	2,256	82.8%		0.0%	82.8%	2,023	74.2%		0.0%	74.2%	1,885	69.1%		0.3%	69.4%	1,030	37.8%	773	28.4%	66.1%
1	1	UAFS	802	515	64.2%		0.1%	64.3%	377	47.0%	33	4.1%	51.1%	338	42.1%	37	4.6%	46.8%	242	30.2%	78	9.7%	39.9%
1	1	UALR	605	358	59.2%		0.0%	59.2%	265	43.8%		0.0%	43.8%	208	34.4%		1.2%	35.5%	150	24.8%	40	6.6%	31.4%
1	1	UAM	633	307	48.5%	16	2.5%	51.0%	226	35.7%	57	9.0%	44.7%	199	31.4%	73	11.5%	43.0%	104	16.4%	85	13.4%	29.9%
1	1	UAMS			0.0%		0.0%	0.0%		0.0%		0.0%	0.0%		0.0%		0.0%	0.0%		0.0%		0.0%	0.0%
1	1	UAPB	691	394	57.0%		0.0%	57.0%	316	45.7%		0.0%	45.7%	278	40.2%		0.0%	40.2%	182	26.3%	55	8.0%	34.3%
1	1	UCA	2,352	1,663	70.7%		0.0%	70.7%	1,342	57.1%		0.1%	57.2%	1,170	49.7%	12	0.5%	50.3%	689	29.3%	448	19.0%	48.3%
1	2	ANC	268	94	35.1%	23	8.6%	43.7%	60	22.4%	21	7.8%	30.2%	34	12.7%	22	8.2%	20.9%	24	9.0%	15	5.6%	14.6%
1	2	ASUB	742	391	52.7%	65	8.8%	61.5%	197	26.5%	105	14.2%	40.7%	111	15.0%	76	10.2%	25.2%	78	10.5%	40	5.4%	15.9%
1	2	ASUMH	166	85	51.2%	16	9.6%	60.8%	50	30.1%	30	18.1%	48.2%	32	19.3%	19	11.4%	30.7%	21	12.7%	11	6.6%	19.3%
1	2	ASUN	127	65	51.2%		0.0%	51.2%	38	29.9%	29	22.8%	52.8%	27	21.3%	16	12.6%	33.9%	11	8.7%		3.9%	12.6%
1	2	BRTC	355	167	47.0%	35	9.9%	56.9%	89	25.1%	32	9.0%	34.1%	52	14.6%	32	9.0%	23.7%	31	8.7%	24	6.8%	15.5%
1	2	CCCUA	85	45	52.9%		1.2%	54.1%	21	24.7%	12	14.1%	38.8%	17	20.0%		1.2%	21.2%	11	12.9%		8.2%	21.2%
1	2	EACC	248	124	50.0%		0.0%	50.0%	59	23.8%	11	4.4%	28.2%	41	16.5%	15	6.0%	22.6%	21	8.5%	14	5.6%	14.1%
1	2	MSCC	141	60	42.6%		0.0%	42.6%	33	23.4%		3.5%	27.0%	34	24.1%		2.8%	27.0%	32	22.7%		5.7%	28.4%
1	2	NAC	340	170	50.0%	15	4.4%	54.4%	90	26.5%	32	9.4%	35.9%	50	14.7%	38	11.2%	25.9%	33	9.7%	18	5.3%	15.0%
1	2	NPCC	254	128	50.4%	13	5.1%	55.5%	72	28.3%	12	4.7%	33.1%	44	17.3%	24	9.4%	26.8%	36	14.2%	14	5.5%	19.7%
1	2	NWACC	552	315	57.1%		0.7%	57.8%	187	33.9%	12	2.2%	36.1%	122	22.1%	31	5.6%	27.7%	72	13.0%	29	5.3%	18.3%
1	2	OTC	153	83	54.2%	10	6.5%	60.8%	33	21.6%	27	17.6%	39.2%	19	12.4%	15	9.8%	22.2%		5.9%	11	7.2%	13.1%
1	2	OZC	156	79	50.6%		2.6%	53.2%	42	26.9%	22	14.1%	41.0%	26	16.7%	17	10.9%	27.6%	18	11.5%		4.5%	16.0%
1	2	PCCUA	127	74	58.3%		0.0%	58.3%	40	31.5%		6.3%	37.8%	22	17.3%	22	17.3%	34.6%	19	15.0%		7.1%	22.0%
1	2	PTC	832	420	50.5%	27	3.2%	53.7%	277	33.3%	53	6.4%	39.7%	172	20.7%	70	8.4%	29.1%	135	16.2%	65	7.8%	24.0%
1	2	RMCC	132	58	43.9%		3.0%	47.0%	32	24.2%	16	12.1%	36.4%	16	12.1%		6.1%	18.2%		4.5%		6.1%	10.6%
1	2	SACC	99	50	50.5%		1.0%	51.5%	35	35.4%		5.1%	40.4%	23	23.2%	10	10.1%	33.3%	16	16.2%		4.0%	20.2%
1	2	SAUT	141	39	27.7%	40	28.4%	56.0%	16	11.3%	19	13.5%	24.8%		6.4%	11	7.8%	14.2%		3.5%		5.0%	8.5%
1	2	SEAC	174	78	44.8%		1.1%	46.0%	50	28.7%		4.0%	32.8%	31	17.8%	13	7.5%	25.3%	19	10.9%	18	10.3%	21.3%
1	2	UACCB	163	97	59.5%		1.2%	60.7%	58	35.6%	17	10.4%	46.0%	31	19.0%	24	14.7%	33.7%	25	15.3%	13	8.0%	23.3%
1	2	UACCH	161	81	50.3%	12	7.5%	57.8%	40	24.8%	20	12.4%	37.3%	24	14.9%	19	11.8%	26.7%	20	12.4%		1.9%	14.3%
1	2	UACCM	415	174	41.9%		1.7%	43.6%	99	23.9%	27	6.5%	30.4%	52	12.5%	42	10.1%	22.7%	27	6.5%	14	3.4%	9.9%
4-Year Universities			12,083	8,282	68.5%	30	0.2%	68.8%	6,724	55.6%	149	1.2%	56.9%	6,012	49.8%	223	1.8%	51.6%	3,555	29.4%	2,239	18.5%	48.0%
2-Year Colleges			5,831	2,877	49.3%	281	4.8%	54.2%	1,618	27.7%	522	9.0%	36.7%	989	17.0%	529	9.1%	26.0%	669	11.5%	344	5.9%	17.4%
Grand Total			17,914	11,159	62.3%	311	1.7%	64.0%	8,342	46.6%	671	3.7%	50.3%	7,001	39.1%	752	4.2%	43.3%	4,224	23.6%	2,583	14.4%	38.0%

NOTE: Student or Graduate counts less than ten (10) are not shown due to FERPA.

Students Being Retained (Fall-to-Fall Retention) Retention Rates for 1-Year Through 3-Years

Criteria Includes:

1. Students are First-Time Entering
2. Students are Degree-Seeking (2, 4, 6, 7, & 8)
3. Attend Status is Full-Time
4. Students are Undergraduate Non-High School Students

Academic Year (Student Cohort) selected = 2008 and review period includes from AY2008 to AY2011, the FALL Term Only.

#	Inst. Type	College	Enrolled AY2008	Enrolled AY2009	Percent Retained	Grads AY2008	Percent Grads	Year 1 Success	Enrolled AY2010	Percent Retained	Grads AY2009	Percent Grads	Year 2 Success	Enrolled AY2011	Percent Retained	Grads AY2010	Percent Grads	Year 3 Success
1	1	ASUJ	1,666	1,133	68.0%		0.0%	68.0%	933	56.0%	12	0.7%	56.7%	803	48.2%	93	5.6%	53.8%
1	1	ATU	1,552	1,010	65.1%	10	0.6%	65.7%	755	48.6%	45	2.9%	51.5%	692	44.6%	34	2.2%	46.8%
1	1	HSU	786	432	55.0%		0.0%	55.0%	339	43.1%		0.0%	43.1%	306	38.9%		0.6%	39.6%
1	1	SAUM	528	298	56.4%		0.0%	56.4%	238	45.1%		0.0%	45.1%	209	39.6%		0.6%	40.2%
1	1	UAF	2,879	2,324	80.7%		0.0%	80.7%	2,085	72.4%		0.0%	72.4%	1,933	67.1%	19	0.7%	67.8%
1	1	UAFS	853	521	61.1%		0.9%	62.0%	401	47.0%	35	4.1%	51.1%	342	40.1%	35	4.1%	44.2%
1	1	UALR	814	501	61.5%		0.0%	61.5%	366	45.0%		0.2%	45.2%	303	37.2%		0.6%	37.8%
1	1	UAM	619	299	48.3%	31	5.0%	53.3%	223	36.0%	51	8.2%	44.3%	167	27.0%	57	9.2%	36.2%
1	1	UAMS			0.0%		0.0%	0.0%		0.0%		0.0%	0.0%		0.0%		0.0%	0.0%
1	1	UAPB	788	476	60.4%		0.0%	60.4%	383	48.6%		0.0%	48.6%	303	38.5%		0.0%	38.5%
1	1	UCA	1,763	1,276	72.4%		0.0%	72.4%	1,021	57.9%		0.1%	58.0%	891	50.5%	11	0.6%	51.2%
1	2	ANC	286	121	42.3%	24	8.4%	50.7%	78	27.3%	15	5.2%	32.5%	48	16.8%	26	9.1%	25.9%
1	2	ASUB	765	430	56.2%	71	9.3%	65.5%	227	29.7%	120	15.7%	45.4%	123	16.1%	99	12.9%	29.0%
1	2	ASUMH	193	106	54.9%	20	10.4%	65.3%	64	33.2%	32	16.6%	49.7%	34	17.6%	24	12.4%	30.1%
1	2	ASUN	121	50	41.3%		0.8%	42.1%	26	21.5%	24	19.8%	41.3%	14	11.6%	10	8.3%	19.8%
1	2	BRTC	435	225	51.7%	50	11.5%	63.2%	120	27.6%	72	16.6%	44.1%	71	16.3%	44	10.1%	26.4%
1	2	CCCUA	133	67	50.4%		4.5%	54.9%	39	29.3%	14	10.5%	39.8%	21	15.8%	14	10.5%	26.3%
1	2	EACC	247	133	53.8%		0.0%	53.8%	69	27.9%	22	8.9%	36.8%	29	11.7%	27	10.9%	22.7%
1	2	MSCC	150	63	42.0%		0.0%	42.0%	50	33.3%		4.0%	37.3%	36	24.0%	14	9.3%	33.3%
1	2	NAC	400	211	52.8%	16	4.0%	56.8%	122	30.5%	40	10.0%	40.5%	72	18.0%	50	12.5%	30.5%
1	2	NPCC	307	153	49.8%	27	8.8%	58.6%	99	32.2%	17	5.5%	37.8%	51	16.6%	20	6.5%	23.1%
1	2	NWACC	656	366	55.8%		0.6%	56.4%	243	37.0%	20	3.0%	40.1%	148	22.6%	51	7.8%	30.3%
1	2	OTC	155	68	43.9%	18	11.6%	55.5%	25	16.1%	31	20.0%	36.1%	17	11.0%	14	9.0%	20.0%
1	2	OZC	214	110	51.4%		3.3%	54.7%	61	28.5%	29	13.6%	42.1%	37	17.3%	14	6.5%	23.8%
1	2	PCCUA	122	71	58.2%		2.5%	60.7%	36	29.5%	12	9.8%	39.3%	20	16.4%	17	13.9%	30.3%
1	2	PTC	892	483	54.1%	30	3.4%	57.5%	306	34.3%	58	6.5%	40.8%	234	26.2%	105	11.8%	38.0%
1	2	RMCC	115	53	46.1%		1.7%	47.8%	24	20.9%	10	8.7%	29.6%		7.8%	10	8.7%	16.5%
1	2	SACC	127	66	52.0%		3.1%	55.1%	40	31.5%		5.5%	37.0%	17	13.4%	14	11.0%	24.4%
1	2	SAUT	196	84	42.9%	25	12.8%	55.6%	39	19.9%	53	27.0%	46.9%	19	9.7%	15	7.7%	17.3%
1	2	SEAC	215	94	43.7%		1.4%	45.1%	58	27.0%	17	7.9%	34.9%	31	14.4%	17	7.9%	22.3%
1	2	UACCB	220	125	56.8%	40	18.2%	75.0%	54	24.5%	14	6.4%	30.9%	33	15.0%	23	10.5%	25.5%
1	2	UACCH	249	117	47.0%	12	4.8%	51.8%	56	22.5%	35	14.1%	36.5%	34	13.7%	28	11.2%	24.9%
1	2	UACCM	483	243	50.3%	10	2.1%	52.4%	147	30.4%	53	11.0%	41.4%	67	13.9%	67	13.9%	27.7%
4-Year Universities			12,248	8,270	67.5%	49	0.4%	67.9%	6,744	55.1%	147	1.2%	56.3%	5,949	48.6%	262	2.1%	50.7%
2-Year Colleges			6,681	3,439	51.5%	373	5.6%	57.1%	1,983	29.7%	701	10.5%	40.2%	1,165	17.4%	703	10.5%	28.0%
Grand Total			18,929	11,709	61.9%	422	2.2%	64.1%	8,727	46.1%	848	4.5%	50.6%	7,114	37.6%	965	5.1%	42.7%

NOTE: Student or Graduate counts less than ten (10) are not shown due to FERPA.

Students Being Retained (Fall-to-Fall Retention) Retention Rates for 1-Year Through 2-Years

Criteria Includes:

1. Students are First-Time Entering
2. Students are Degree-Seeking (2, 4, 6, 7, & 8)
3. Attend Status is Full-Time
4. Students are Undergraduate Non-High School Students

Academic Year (Student Cohort) selected = 2009 and review period includes from AY2009 to AY2011, the FALL Term Only.

#	Inst. Type	College	Enrolled AY2009	Enrolled AY2010	Percent Retained	Grads AY2009	Percent Grads	Year 1 Success	Enrolled AY2011	Percent Retained	Grads AY2010	Percent Grads	Year 2 Success
1	1	ASUJ	1,751	1,183	67.6%		0.0%	67.6%	911	52.0%	11	0.6%	52.7%
1	1	ATU	1,452	1,006	69.3%		0.3%	69.6%	778	53.6%	63	4.3%	57.9%
1	1	HSU	722	437	60.5%		0.0%	60.5%	357	49.4%		0.0%	49.4%
1	1	SAUM	624	392	62.8%		0.0%	62.8%	298	47.8%		0.0%	47.8%
1	1	UAF	2,979	2,473	83.0%		0.0%	83.0%	2,247	75.4%		0.0%	75.4%
1	1	UAFS	938	633	67.5%		0.5%	68.0%	493	52.6%	26	2.8%	55.3%
1	1	UALR	620	403	65.0%		0.0%	65.0%	290	46.8%		0.0%	46.8%
1	1	UAM	666	320	48.0%	25	3.8%	51.8%	253	38.0%	47	7.1%	45.0%
1	1	UAMS			0.0%		0.0%	0.0%		0.0%		0.0%	0.0%
1	1	UAPB	954	610	63.9%		0.0%	63.9%	424	44.4%		0.0%	44.4%
1	1	UCA	2,075	1,474	71.0%		0.0%	71.0%	1,171	56.4%		0.0%	56.5%
1	2	ANC	245	122	49.8%	19	7.8%	57.6%	68	27.8%	18	7.3%	35.1%
1	2	ASUB	783	456	58.2%	77	9.8%	68.1%	241	30.8%	138	17.6%	48.4%
1	2	ASUMH	233	135	57.9%	26	11.2%	69.1%	68	29.2%	44	18.9%	48.1%
1	2	ASUN	199	87	43.7%	44	22.1%	65.8%	40	20.1%	31	15.6%	35.7%
1	2	BRTC	345	186	53.9%	30	8.7%	62.6%	111	32.2%	31	9.0%	41.2%
1	2	CCCUA	134	72	53.7%		6.7%	60.4%	46	34.3%	13	9.7%	44.0%
1	2	EACC	241	121	50.2%		0.4%	50.6%	77	32.0%	19	7.9%	39.8%
1	2	MSCC	171	82	48.0%		1.2%	49.1%	49	28.7%	12	7.0%	35.7%
1	2	NAC	426	211	49.5%		1.4%	50.9%	110	25.8%	32	7.5%	33.3%
1	2	NPCC	336	183	54.5%	22	6.5%	61.0%	110	32.7%	15	4.5%	37.2%
1	2	NWACC	668	386	57.8%		0.1%	57.9%	251	37.6%	20	3.0%	40.6%
1	2	OTC	163	90	55.2%		4.9%	60.1%	45	27.6%	24	14.7%	42.3%
1	2	OZC	172	87	50.6%		2.9%	53.5%	53	30.8%	28	16.3%	47.1%
1	2	PCCUA	141	84	59.6%		6.4%	66.0%	54	38.3%	22	15.6%	53.9%
1	2	PTC	812	480	59.1%	21	2.6%	61.7%	299	36.8%	81	10.0%	46.8%
1	2	RMCC	121	52	43.0%		0.8%	43.8%	27	22.3%	13	10.7%	33.1%
1	2	SACC	161	77	47.8%		3.1%	50.9%	59	36.6%	11	6.8%	43.5%
1	2	SAUT	209	103	49.3%	35	16.7%	66.0%	47	22.5%	47	22.5%	45.0%
1	2	SEAC	191	85	44.5%	17	8.9%	53.4%	51	26.7%	13	6.8%	33.5%
1	2	UACCB	203	119	58.6%	21	10.3%	69.0%	67	33.0%	32	15.8%	48.8%
1	2	UACCH	166	85	51.2%	29	17.5%	68.7%	44	26.5%	22	13.3%	39.8%
1	2	UACCM	473	251	53.1%	17	3.6%	56.7%	135	28.5%	63	13.3%	41.9%
4-Year Universities			12,781	8,931	69.9%	35	0.3%	70.2%	7,222	56.5%	148	1.2%	57.7%
2-Year Colleges			6,593	3,554	53.9%	405	6.1%	60.0%	2,052	31.1%	729	11.1%	42.2%
Grand Total			19,374	12,485	64.4%	440	2.3%	66.7%	9,274	47.9%	877	4.5%	52.4%

Students Being Retained (Fall-to-Fall Retention) Retention Rates for 1-Year

Criteria Includes:

1. Students are First-Time Entering
2. Students are Degree-Seeking (2, 4, 6, 7, & 8)
3. Attend Status is Full-Time
4. Students are Undergraduate Non-High School Students

Academic Year (Student Cohort) selected = 2010 and review period includes from AY2010 to AY2011, the FALL Term Only.

#	Inst. Type	College	Enrolled AY2010	Enrolled AY2011	Percent Retained	Grads AY2010	Percent Grads	Year 1 Success
1	1	ASUJ	1,647	1,150	69.8%		0.0%	69.8%
1	1	ATU	1,748	1,235	70.7%	10	0.6%	71.2%
1	1	HSU	623	387	62.1%		0.0%	62.1%
1	1	SAUM	616	384	62.3%		0.0%	62.3%
1	1	UAF	2,891	2,378	82.3%		0.0%	82.3%
1	1	UAFS	1,177	706	60.0%		0.8%	60.7%
1	1	UALR	666	426	64.0%		0.0%	64.0%
1	1	UAM	743	311	41.9%	52	7.0%	48.9%
1	1	UAMS			0.0%		0.0%	0.0%
1	1	UAPB	960	545	56.8%		0.0%	56.8%
1	1	UCA	1,753	1,275	72.7%		0.0%	72.7%
1	2	ANC	357	144	40.3%	24	6.7%	47.1%
1	2	ASUB	949	519	54.7%	92	9.7%	64.4%
1	2	ASUMH	214	125	58.4%	30	14.0%	72.4%
1	2	ASUN	257	113	44.0%	47	18.3%	62.3%
1	2	BRTC	496	281	56.7%	36	7.3%	63.9%
1	2	CCCUA	150	63	42.0%	14	9.3%	51.3%
1	2	EACC	293	127	43.3%		0.3%	43.7%
1	2	MSCC	200	94	47.0%		4.0%	51.0%
1	2	NAC	502	261	52.0%	19	3.8%	55.8%
1	2	NPCC	520	277	53.3%	16	3.1%	56.3%
1	2	NWACC	797	469	58.8%		0.6%	59.5%
1	2	OTC	133	64	48.1%	22	16.5%	64.7%
1	2	OZC	222	114	51.4%		1.8%	53.2%
1	2	PCCUA	216	117	54.2%		3.2%	57.4%
1	2	PTC	1,091	607	55.6%	23	2.1%	57.7%
1	2	RMCC	141	58	41.1%		0.7%	41.8%
1	2	SACC	146	69	47.3%		2.7%	50.0%
1	2	SAUT	221	84	38.0%	53	24.0%	62.0%
1	2	SEAC	274	121	44.2%	30	10.9%	55.1%
1	2	UACCB	294	141	48.0%	31	10.5%	58.5%
1	2	UACCH	243	109	44.9%	23	9.5%	54.3%
1	2	UACCM	621	284	45.7%	12	1.9%	47.7%
4-Year Universities			12,824	8,797	68.6%	71	0.6%	69.2%
2-Year Colleges			8,337	4,241	50.9%	502	6.0%	56.9%
Grand Total			21,161	13,038	61.6%	573	2.7%	64.3%

ADHE Graduation Rate Calculation - 4-Year Universities

Cohort Year selected = **2001** and Time Period Covered = AFTER SIX (6) YEARS (from AY2001 thru AY2006) for Four-Year Universities.

#	IT	College	FICE	Cohort	Transfers		Bacc.		Adv. Cert.		Assoc.		Tech. Cert.		Cert. Prof.		Graduates		Retained		Success	
					#	%	#	%	#	%	#	%	#	%	#	%	#	%	#	%	#	%
1	1	ASUJ	001090	1,591	291	18.3	636	40.0				0.3					641	40.3	116	7.3	757	47.6
2	1	ATU	001089	1,124	283	25.2	424	37.7				0.1					425	37.8	73	6.5	498	44.3
3	1	HSU	001098	652	193	29.6	177	27.1				-					177	27.1	41	6.3	218	33.4
4	1	SAUM	001107	623	101	16.2	221	35.5				1.1					228	36.6	29	4.7	257	41.3
5	1	UAF	001108	2,183	429	19.7	1,196	54.8				-					1,196	54.8	100	4.6	1,296	59.4
6	1	UAFS	001110	756	126	16.7	55	7.3			84	11.1			0.3		141	18.7	97	12.8	238	31.5
7	1	UALR	001101	828	198	23.9	192	23.2				0.5					196	23.7	87	10.5	283	34.2
8	1	UAM	001085	467	86	18.4	110	23.6				1.7					118	25.3	31	6.6	149	31.9
9	1	UAMS	001109																			
10	1	UAPB	001086	633	71	11.2	183	28.9				-					183	28.9	67	10.6	250	39.5
11	1	UCA	001092	1,627	459	28.2	723	44.4				0.2					727	44.7	69	4.2	796	48.9
4-Year Universities				10,484	2,237	21.3	3,917	37.4			113	1.1					4,032	38.5	710	6.8	4,742	45.2

NOTES: (1) When a student received more than one award, only the highest award was counted.

(2) Student and Graduate counts of less than ten (10) are not shown due to FERPA.

TIME PERIOD CONSIDERATIONS:

- CP Graduates** are counted from these graduation dates = '092000', '102000', '112000', '122000', '012001', '022001', '032001', '042001', '052001', so this is essentially through the Spring term.
- TC Graduates** include 1 full academic year plus these graduation dates = '072001', '082001', '092001', '102001', '112001', '122001', so this is through the next Fall term.
- Associate Graduates** include 3 full academic years plus these graduation dates = '072003', '082003', so this includes the next 2 months of July and August.
- AC Graduates** include 4 full academic years plus these graduation dates = '072004', '082004', '092004', '102004', '112004', '122004', so this is through the next Fall term.
- Baccalaureate Graduates** include 6 full academic years plus these graduation dates = '072006', '082006', so this includes the next 2 months of July and August.

ADHE Graduation Rate Calculation - 4-Year Universities

Cohort Year selected = **2002** and Time Period Covered = AFTER SIX (6) YEARS (from AY2002 thru AY2007) for Four-Year Universities.

#	IT	College	FICE	Cohort	Transfers		Bacc.		Adv. Cert.		Assoc.		Tech. Cert.		Cert. Prof.		Graduates		Retained		Success	
					#	%	#	%	#	%	#	%	#	%	#	%	#	%	#	%	#	%
1	1	ASUJ	001090	1,607	328	20.4	596	37.1				0.4					602	37.5	128	8.0	730	45.4
2	1	ATU	001089	1,205	290	24.1	460	38.2				0.2					462	38.3	70	5.8	532	44.1
3	1	HSU	001098	646	168	26.0	208	32.2				-					208	32.2	40	6.2	248	38.4
4	1	SAUM	001107	571	110	19.3	187	32.7				1.1					193	33.8	23	4.0	216	37.8
5	1	UAF	001108	2,205	409	18.5	1,243	56.4				-					1,243	56.4	110	5.0	1,353	61.4
6	1	UAFS	001110	866	121	14.0	78	9.0			80	9.2		0.3			161	18.6	90	10.4	251	29.0
7	1	UALR	001101	709	155	21.9	134	18.9				0.4					137	19.3	110	15.5	247	34.8
8	1	UAM	001085	462	86	18.6	111	24.0				1.7					119	25.8	32	6.9	151	32.7
9	1	UAMS	001109																			
10	1	UAPB	001086	704	81	11.5	229	32.5				-					229	32.5	50	7.1	279	39.6
11	1	UCA	001092	1,668	440	26.4	726	43.5				0.2					729	43.7	86	5.2	815	48.9
4-Year Universities				10,643	2,188	20.6	3,972	37.3			108	1.0					4,083	38.4	739	6.9	4,822	45.3

NOTES: (1) When a student received more than one award, only the highest award was counted.

(2) Student and Graduate counts of less than ten (10) are not shown due to FERPA.

TIME PERIOD CONSIDERATIONS:

- CP Graduates** are counted from these graduation dates = '092001', '102001', '112001', '122001', '012002', '022002', '032002', '042002', '052002', so this is essentially through the Spring term.
- TC Graduates** include 1 full academic year plus these graduation dates = '072002', '082002', '092002', '102002', '112002', '122002', so this is through the next Fall term.
- Associate Graduates** include 3 full academic years plus these graduation dates = '072004', '082004', so this includes the next 2 months of July and August.
- AC Graduates** include 4 full academic years plus these graduation dates = '072005', '082005', '092005', '102005', '112005', '122005', so this is through the next Fall term.
- Baccalaureate Graduates** include 6 full academic years plus these graduation dates = '072007', '082007', so this includes the next 2 months of July and August.

ADHE Graduation Rate Calculation - 4-Year Universities

Cohort Year selected = **2003** and Time Period Covered = AFTER SIX (6) YEARS (from AY2003 thru AY2008) for Four-Year Universities.

#	IT	College	FICE	Cohort	Transfers		Bacc.		Adv. Cert.		Assoc.		Tech. Cert.		Cert. Prof.		Graduates		Retained		Success	
					#	%	#	%	#	%	#	%	#	%	#	%	#	%	#	%	#	%
1	1	ASUJ	001090	1,546	318	20.6	587	38.0		-		0.2		-		-	590	38.2	109	7.1	699	45.2
2	1	ATU	001089	1,170	272	23.2	439	37.5		-		0.3		-		-	442	37.8	57	4.9	499	42.6
3	1	HSU	001098	618	157	25.4	214	34.6		-		-		-		-	214	34.6	36	5.8	250	40.5
4	1	SAUM	001107	579	120	20.7	162	28.0		-		1.2		-		-	169	29.2	23	4.0	192	33.2
5	1	UAF	001108	2,157	365	16.9	1,209	56.1		-		-		-		-	1,209	56.1	117	5.4	1,326	61.5
6	1	UAFS	001110	1,040	154	14.8	112	10.8		-	78	7.5		0.1		0.5	196	18.8	127	12.2	323	31.1
7	1	UALR	001101	739	170	23.0	142	19.2		-		0.4		-		-	145	19.6	96	13.0	241	32.6
8	1	UAM	001085	528	102	19.3	126	23.9		-		1.3		-		-	133	25.2	37	7.0	170	32.2
9	1	UAMS	001109			-		-		-		-		-		-						-
10	1	UAPB	001086	718	106	14.8	199	27.7		-		-		-		-	199	27.7	58	8.1	257	35.8
11	1	UCA	001092	1,766	479	27.1	724	41.0		-		0.1		-		-	725	41.1	92	5.2	817	46.3
4-Year Universities				10,861	2,243	20.7	3,914	36.0		-	102	0.9		-		-	4,022	37.0	752	6.9	4,774	44.0

NOTES: (1) When a student received more than one award, only the highest award was counted.

(2) Student and Graduate counts of less than ten (10) are not shown due to FERPA.

TIME PERIOD CONSIDERATIONS:

- CP Graduates** are counted from these graduation dates = '092002', '102002', '112002', '122002', '012003', '022003', '032003', '042003', '052003', so this is essentially through the Spring term.
- TC Graduates** include 1 full academic year plus these graduation dates = '072003', '082003', '092003', '102003', '112003', '122003', so this is through the next Fall term.
- Associate Graduates** include 3 full academic years plus these graduation dates = '072005', '082005', so this includes the next 2 months of July and August.
- AC Graduates** include 4 full academic years plus these graduation dates = '072006', '082006', '092006', '102006', '112006', '122006', so this is through the next Fall term.
- Baccalaureate Graduates** include 6 full academic years plus these graduation dates = '072008', '082008', so this includes the next 2 months of July and August.

ADHE Graduation Rate Calculation - 4-Year Universities

Cohort Year selected = **2004** and Time Period Covered = AFTER SIX (6) YEARS (from AY2004 thru AY2009) for Four-Year Universities.

#	IT	College	FICE	Cohort	Transfers		Bacc.		Adv. Cert.		Assoc.		Tech. Cert.		Cert. Prof.		Graduates		Retained		Success	
					#	%	#	%	#	%	#	%	#	%	#	%	#	%	#	%	#	%
1	1	ASUJ	001090	1,433	258	18.0	518	36.1		-		0.6		-		-	527	36.8	101	7.0	628	43.8
2	1	ATU	001089	1,450	288	19.9	536	37.0		-		0.6	84	5.8		-	628	43.3	71	4.9	699	48.2
3	1	HSU	001098	534	132	24.7	175	32.8		-		-		-		-	175	32.8	31	5.8	206	38.6
4	1	SAUM	001107	544	99	18.2	169	31.1		-		0.6		-		-	172	31.6	16	2.9	188	34.6
5	1	UAF	001108	2,277	384	16.9	1,313	57.7		-		-		-		-	1,313	57.7	128	5.6	1,441	63.3
6	1	UAFS	001110	772	127	16.5	113	14.6		-	59	7.6		0.1		0.3	175	22.7	90	11.7	265	34.3
7	1	UALR	001101	691	173	25.0	99	14.3		-		0.3		-		-	101	14.6	68	9.8	169	24.5
8	1	UAM	001085	679	130	19.1	130	19.1		-	14	2.1	26	3.8		-	170	25.0	50	7.4	220	32.4
9	1	UAMS	001109			-		-		-		-		-		-						-
10	1	UAPB	001086	733	94	12.8	183	25.0		-		-		-		-	183	25.0	60	8.2	243	33.2
11	1	UCA	001092	2,414	671	27.8	988	40.9		-		0.1		-		-	990	41.0	111	4.6	1,101	45.6
4-Year Universities				11,527	2,356	20.4	4,224	36.6		-	97	0.8	111	1.0		-	4,434	38.5	726	6.3	5,160	44.8

NOTES: (1) When a student received more than one award, only the highest award was counted.

(2) Student and Graduate counts of less than ten (10) are not shown due to FERPA.

TIME PERIOD CONSIDERATIONS:

- CP Graduates** are counted from these graduation dates = '092003', '102003', '112003', '122003', '012004', '022004', '032004', '042004', '052004', so this is essentially through the Spring term.
- TC Graduates** include 1 full academic year plus these graduation dates = '072004', '082004', '092004', '102004', '112004', '122004', so this is through the next Fall term.
- Associate Graduates** include 3 full academic years plus these graduation dates = '072006', '082006', so this includes the next 2 months of July and August.
- AC Graduates** include 4 full academic years plus these graduation dates = '072007', '082007', '092007', '102007', '112007', '122007', so this is through the next Fall term.
- Baccalaureate Graduates** include 6 full academic years plus these graduation dates = '072009', '082009', so this includes the next 2 months of July and August.

ADHE Graduation Rate Calculation - 4-Year Universities

Cohort Year selected = 2005 and Time Period Covered = AFTER SIX (6) YEARS (from AY2005 thru AY2010) for Four-Year Universities.

#	IT	College	FICE	Cohort	Transfers		Bacc.		Adv. Cert.		Assoc.		Tech. Cert.		Cert. Prof.		Graduates		Retained		Success	
					#	%	#	%	#	%	#	%	#	%	#	%	#	%	#	%	#	%
1	1	ASUJ	001090	1,303	249	19.1	425	32.6		-	0.3		-		-		429	32.9	99	7.6	528	40.5
2	1	ATU	001089	1,403	312	22.2	469	33.4		-	11	0.8	66	4.7		-	546	38.9	85	6.1	631	45.0
3	1	HSU	001098	587	143	24.4	186	31.7		-		-		-		-	186	31.7	38	6.5	224	38.2
4	1	SAUM	001107	647	112	17.3	205	31.7		-	1.1			-		-	212	32.8	23	3.6	235	36.3
5	1	UAF	001108	2,423	410	16.9	1,371	56.6		-		-		-		-	1,371	56.6	101	4.2	1,472	60.8
6	1	UAFS	001110	833	145	17.4	120	14.4		-	62	7.4		0.2		-	184	22.1	95	11.4	279	33.5
7	1	UALR	001101	761	197	25.9	145	19.1		-		0.5		-		-	149	19.6	66	8.7	215	28.3
8	1	UAM	001085	630	108	17.1	140	22.2		-	12	1.9	12	1.9		-	164	26.0	40	6.3	204	32.4
9	1	UAMS	001109			-		-		-		-		-		-						-
10	1	UAPB	001086	694	101	14.6	166	23.9		-		-		-		-	166	23.9	45	6.5	211	30.4
11	1	UCA	001092	2,216	551	24.9	933	42.1		-		0.3		-		-	939	42.4	114	5.1	1,053	47.5
4-Year Universities				11,497	2,328	20.2	4,160	36.2		-	106	0.9	80	0.7		-	4,346	37.8	706	6.1	5,052	43.9

NOTES: (1) When a student received more than one award, only the highest award was counted.

(2) Student and Graduate counts of less than ten (10) are not shown due to FERPA.

TIME PERIOD CONSIDERATIONS:

- 1. CP Graduates** are counted from these graduation dates = '092004', '102004', '112004', '122004', '012005', '022005', '032005', '042005', '052005', so this is essentially through the Spring term.
- 2. TC Graduates** include 1 full academic year plus these graduation dates = '072005', '082005', '092005', '102005', '112005', '122005', so this is through the next Fall term.
- 3. Associate Graduates** include 3 full academic years plus these graduation dates = '072007', '082007', so this includes the next 2 months of July and August.
- 4. AC Graduates** include 4 full academic years plus these graduation dates = '072008', '082008', '092008', '102008', '112008', '122008', so this is through the next Fall term.
- 5. Baccalaureate Graduates** include 6 full academic years plus these graduation dates = '072010', '082010', so this includes the next 2 months of July and August.

ADHE Graduation Rate Calculation - 2-Year Colleges

Cohort Year selected = **2004** and Time Period Covered = AFTER THREE (3) YEARS (from AY2004 thru AY2006) for Two-Year Colleges.

#	IT	College	FICE	Cohort	Transfers		Bacc.		Adv. Cert.		Assoc.		Tech. Cert.		Cert. Prof.		Graduates		Retained		Success	
					#	%	#	%	#	%	#	%	#	%	#	%	#	%	#	%	#	%
1	2	ANC	012860	331	20	6.0		-		-	37	11.2	38	11.5		-	75	22.7	50	15.1	125	37.8
2	2	ASUB	001091	653	91	13.9		-		-	113	17.3	66	10.1		0.5	182	27.9	124	19.0	306	46.9
3	2	ASUMH	901090	242	28	11.6		-		-	40	16.5		2.9		1.7	51	21.1	27	11.2	78	32.2
4	2	ASUN	011949	64		10.9		-		-	15	23.4		3.1		-	17	26.6	11	17.2	28	43.8
5	2	BRTC	020522	340	42	12.4		-		-	40	11.8	39	11.5		-	79	23.2	69	20.3	148	43.5
6	2	CCCUA	022209	88		6.8		-		-		9.1		1.1		2.3	11	12.5	18	20.5	29	33.0
7	2	EACC	012260	252	20	7.9		-		-	20	7.9		-		-	20	7.9	54	21.4	74	29.4
8	2	MSCC	023482	62	11	17.7		-		-	17	27.4		-		-	17	27.4	11	17.7	28	45.2
9	2	NAC	012261	435	47	10.8		-		-	57	13.1	19	4.4		1.6	83	19.1	89	20.5	172	39.5
10	2	NPCC	012105	322	31	9.6		-		-	20	6.2	24	7.5		-	44	13.7	75	23.3	119	37.0
11	2	NWACC	030633	465	75	16.1		-		-	33	7.1		-		-	33	7.1	147	31.6	180	38.7
12	2	OTC	009976	204	31	15.2		-		-	28	13.7	16	7.8		0.5	45	22.1	37	18.1	82	40.2
13	2	OZC	020870	144	17	11.8		-		-	17	11.8		-		-	17	11.8	27	18.8	44	30.6
14	2	PCCUA	001104	230	21	9.1		-		-	23	10.0		0.4		0.4	25	10.9	62	27.0	87	37.8
15	2	PTC	020753	707	84	11.9		-		-	49	6.9	35	5.0	32	4.5	116	16.4	203	28.7	319	45.1
16	2	RMCC	021111	147	19	12.9		-		-	13	8.8		4.1		-	19	12.9	24	16.3	43	29.3
17	2	SACC	020746	212	28	13.2		-		-	34	16.0	15	7.1		1.4	52	24.5	38	17.9	90	42.5
18	2	SAUT	007738	107	17	15.9		-		-	13	12.1		1.9		-	15	14.0	15	14.0	30	28.0
19	2	SEAC	005707	261	29	11.1		-		-	19	7.3		1.9		1.5	28	10.7	50	19.2	78	29.9
20	2	UACCB	020735	129	19	14.7		-		-	10	7.8		-	11	8.5	21	16.3	36	27.9	57	44.2
21	2	UACCH	005732	250	17	6.8		-		-	30	12.0	10	4.0		1.6	44	17.6	41	16.4	85	34.0
22	2	UACCM	005245	462	45	9.7		-		-	70	15.2	16	3.5		-	86	18.6	86	18.6	172	37.2
2-Year Colleges				6,107	705	11.5		-		-	706	11.6	302	4.9	72	1.2	1,080	17.7	1,294	21.2	2,374	38.9

NOTES: (1) When a student received more than one award, only the highest award was counted.

(2) Student and Graduate counts of less than ten (10) are not shown due to FERPA.

TIME PERIOD CONSIDERATIONS:

- CP Graduates** are counted from these graduation dates = '092003', '102003', '112003', '122003', '012004', '022004', '032004', '042004', '052004', so this is essentially through the Spring term.
- TC Graduates** include 1 full academic year plus these graduation dates = '072004', '082004', '092004', '102004', '112004', '122004', so this is through the next Fall term.
- Associate Graduates** include 3 full academic years plus these graduation dates = '072006', '082006', so this includes the next 2 months of July and August.
- AC Graduates** include 4 full academic years plus these graduation dates = '072007', '082007', '092007', '102007', '112007', '122007', so this is through the next Fall term.
- Baccalaureate Graduates** include 6 full academic years plus these graduation dates = '072009', '082009', so this includes the next 2 months of July and August.

ADHE Graduation Rate Calculation - 2-Year Colleges

Cohort Year selected = **2005** and Time Period Covered = AFTER THREE (3) YEARS (from AY2005 thru AY2007) for Two-Year Colleges.

#	IT	College	FICE	Cohort	Transfers		Bacc.		Adv. Cert.		Assoc.		Tech. Cert.		Cert. Prof.		Graduates		Retained		Success	
					#	%	#	%	#	%	#	%	#	%	#	%	#	%	#	%		
1	2	ANC	012860	336	18	5.4		-		-	38	11.3	20	6.0		-	58	17.3	71	21.1	129	38.4
2	2	ASUB	001091	692	84	12.1		-		-	158	22.8	79	11.4		0.9	243	35.1	104	15.0	347	50.1
3	2	ASUMH	901090	244	36	14.8		-		-	46	18.9		-		0.8	48	19.7	42	17.2	90	36.9
4	2	ASUN	011949	99	14	14.1		-		-	12	12.1	11	11.1		-	23	23.2	17	17.2	40	40.4
5	2	BRTC	020522	321	53	16.5		-		-	30	9.3	15	4.7		0.3	46	14.3	65	20.2	111	34.6
6	2	CCCUA	022209	78		5.1		-		-		9.0		1.3		1.3		11.5	24	30.8	33	42.3
7	2	EACC	012260	260	24	9.2		-		-	27	10.4		-		-	27	10.4	53	20.4	80	30.8
8	2	MSCC	023482	119		7.6		-		-	13	10.9		-		-	13	10.9	26	21.8	39	32.8
9	2	NAC	012261	391	37	9.5		-		-	56	14.3	21	5.4		1.0	81	20.7	71	18.2	152	38.9
10	2	NPCC	012105	335	25	7.5		-		-	34	10.1	23	6.9		-	57	17.0	76	22.7	133	39.7
11	2	NWACC	030633	511	77	15.1		-		-	32	6.3		-		0.4	34	6.7	152	29.7	186	36.4
12	2	OTC	009976	189	29	15.3		-		-	23	12.2	14	7.4		3.2	43	22.8	25	13.2	68	36.0
13	2	OZC	020870	149	14	9.4		-		-	18	12.1		1.3		-	20	13.4	36	24.2	56	37.6
14	2	PCCUA	001104	175	21	12.0		-		-	24	13.7		0.6		0.6	26	14.9	35	20.0	61	34.9
15	2	PTC	020753	779	88	11.3		-		-	58	7.4	35	4.5		1.2	102	13.1	254	32.6	356	45.7
16	2	RMCC	021111	164	14	8.5		-		-	21	12.8		4.3		-	28	17.1	19	11.6	47	28.7
17	2	SACC	020746	161	22	13.7		-		-	13	8.1		3.1		0.6	19	11.8	27	16.8	46	28.6
18	2	SAUT	007738	129	11	8.5		-		-	13	10.1	49	38.0		-	62	48.1	16	12.4	78	60.5
19	2	SEAC	005707	231	19	8.2		-		-	19	8.2		2.6		-	25	10.8	49	21.2	74	32.0
20	2	UACCB	020735	149	24	16.1		-		-	20	13.4		-		5.4	28	18.8	25	16.8	53	35.6
21	2	UACCH	005732	235	29	12.3		-		-	16	6.8		3.4		3.0	31	13.2	47	20.0	78	33.2
22	2	UACCM	005245	312	31	9.9		-		-	40	12.8		0.3		-	41	13.1	63	20.2	104	33.3
2-Year Colleges				6,059	683	11.3		-		-	718	11.9	298	4.9	48	0.8	1,064	17.6	1,297	21.4	2,361	39.0

NOTES: (1) When a student received more than one award, only the highest award was counted.

(2) Student and Graduate counts of less than ten (10) are not shown due to FERPA.

TIME PERIOD CONSIDERATIONS:

- CP Graduates** are counted from these graduation dates = '092004', '102004', '112004', '122004', '012005', '022005', '032005', '042005', '052005', so this is essentially through the Spring term.
- TC Graduates** include 1 full academic year plus these graduation dates = '072005', '082005', '092005', '102005', '112005', '122005', so this is through the next Fall term.
- Associate Graduates** include 3 full academic years plus these graduation dates = '072007', '082007', so this includes the next 2 months of July and August.
- AC Graduates** include 4 full academic years plus these graduation dates = '072008', '082008', '092008', '102008', '112008', '122008', so this is through the next Fall term.
- Baccalaureate Graduates** include 6 full academic years plus these graduation dates = '072010', '082010', so this includes the next 2 months of July and August.

ADHE Graduation Rate Calculation - 2-Year Colleges

Cohort Year selected = **2006** and Time Period Covered = AFTER THREE (3) YEARS (from AY2006 thru AY2008) for Two-Year Colleges.

#	IT	College	FICE	Cohort	Transfers		Bacc.		Adv. Cert.		Assoc.		Tech. Cert.		Cert. Prof.		Graduates		Retained		Success	
					#	%	#	%	#	%	#	%	#	%	#	%	#	%	#	%	#	%
1	2	ANC	012860	335	15	4.5					37	11.0	22	6.6			59	17.6	62	18.5	121	36.1
2	2	ASUB	001091	755	104	13.8					156	20.7	68	9.0	10	1.3	234	31.0	127	16.8	361	47.8
3	2	ASUMH	901090	180	24	13.3					32	17.8		1.1		1.1	36	20.0	27	15.0	63	35.0
4	2	ASUN	011949	107		5.6					10	9.3	12	11.2			22	20.6	21	19.6	43	40.2
5	2	BRTC	020522	311	32	10.3					29	9.3	31	10.0		1.6	65	20.9	71	22.8	136	43.7
6	2	CCCUA	022209	100	12	12.0					17	17.0		1.0		1.0	19	19.0	33	33.0	52	52.0
7	2	EACC	012260	231	19	8.2					37	16.0		0.4			38	16.5	50	21.6	88	38.1
8	2	MSCC	023482	128	12	9.4					10	7.8					10	7.8	32	25.0	42	32.8
9	2	NAC	012261	382	56	14.7					58	15.2	31	8.1			89	23.3	48	12.6	137	35.9
10	2	NPCC	012105	286	27	9.4					27	9.4	12	4.2			39	13.6	64	22.4	103	36.0
11	2	NWACC	030633	516	72	14.0					37	7.2				0.2	38	7.4	151	29.3	189	36.6
12	2	OTC	009976	176	28	15.9					20	11.4	16	9.1		1.1	38	21.6	23	13.1	61	34.7
13	2	OZC	020870	182	15	8.2					19	10.4		0.5		0.5	21	11.5	35	19.2	56	30.8
14	2	PCCUA	001104	199	31	15.6					22	11.1					22	11.1	36	18.1	58	29.1
15	2	PTC	020753	994	100	10.1					67	6.7	40	4.0		0.8	115	11.6	294	29.6	409	41.1
16	2	RMCC	021111	122	15	12.3					14	11.5		3.3			18	14.8	12	9.8	30	24.6
17	2	SACC	020746	106		6.6						6.6		5.7			13	12.3	29	27.4	42	39.6
18	2	SAUT	007738	144	11	7.6					19	13.2	37	25.7		1.4	58	40.3	13	9.0	71	49.3
19	2	SEAC	005707	172	11	6.4					14	8.1		1.7		0.6	18	10.5	42	24.4	60	34.9
20	2	UACCB	020735	142	13	9.2					14	9.9		1.4		3.5	21	14.8	43	30.3	64	45.1
21	2	UACCH	005732	187	16	8.6					20	10.7	10	5.3	13	7.0	43	23.0	47	25.1	90	48.1
22	2	UACCM	005245	424	58	13.7					32	7.5		0.9		0.5	38	9.0	86	20.3	124	29.2
2-Year Colleges				6,179	684	11.1					698	11.3	303	4.9	53	0.9	1,054	17.1	1,346	21.8	2,400	38.8

NOTES: (1) When a student received more than one award, only the highest award was counted.

(2) Student and Graduate counts of less than ten (10) are not shown due to FERPA.

TIME PERIOD CONSIDERATIONS:

- CP Graduates** are counted from these graduation dates = '092005', '102005', '112005', '122005', '012006', '022006', '032006', '042006', '052006', so this is essentially through the Spring term.
- TC Graduates** include 1 full academic year plus these graduation dates = '072006', '082006', '092006', '102006', '112006', '122006', so this is through the next Fall term.
- Associate Graduates** include 3 full academic years plus these graduation dates = '072008', '082008', so this includes the next 2 months of July and August.
- AC Graduates** include 4 full academic years plus these graduation dates = '072009', '082009', '092009', '102009', '112009', '122009', so this is through the next Fall term.
- Baccalaureate Graduates** include 6 full academic years plus these graduation dates = '072011', '082011', so this includes the next 2 months of July and August.

ADHE Graduation Rate Calculation - 2-Year Colleges

Cohort Year selected = **2007** and Time Period Covered = AFTER THREE (3) YEARS (from AY2007 thru AY2009) for Two-Year Colleges.

#	IT	College	FICE	Cohort	Transfers		Bacc.		Adv. Cert.		Assoc.		Tech. Cert.		Cert. Prof.		Graduates		Retained		Success	
					#	%	#	%	#	%	#	%	#	%	#	%	#	%	#	%		
1	2	ANC	012860	268	20	7.5		-		-	34	12.7	21	7.8		0.7	57	21.3	43	16.0	100	37.3
2	2	ASUB	001091	742	86	11.6		-		-	136	18.3	66	8.9		1.1	210	28.3	122	16.4	332	44.7
3	2	ASUMH	901090	166	22	13.3		-		-	31	18.7		2.4	14	8.4	49	29.5	31	18.7	80	48.2
4	2	ASUN	011949	127	17	13.4		-		-	24	18.9		7.1		-	33	26.0	25	19.7	58	45.7
5	2	BRTC	020522	355	45	12.7		-		-	26	7.3	35	9.9		1.4	66	18.6	71	20.0	137	38.6
6	2	CCCUA	022209	85	11	12.9		-		-		10.6		-		-		10.6	22	25.9	31	36.5
7	2	EACC	012260	248	38	15.3		-		-	23	9.3		0.8		-	25	10.1	49	19.8	74	29.8
8	2	MSCC	023482	141	16	11.3		-		-		4.3		-		-		4.3	35	24.8	41	29.1
9	2	NAC	012261	340	41	12.1		-		-	56	16.5	24	7.1		-	80	23.5	56	16.5	136	40.0
10	2	NPCC	012105	254	18	7.1		-		-	25	9.8	10	3.9		0.8	37	14.6	57	22.4	94	37.0
11	2	NWACC	030633	552	70	12.7		-		-	45	8.2		-		0.7	49	8.9	169	30.6	218	39.5
12	2	OTC	009976	153	30	19.6		-		-	22	14.4		5.9		3.3	36	23.5	25	16.3	61	39.9
13	2	OZC	020870	156	17	10.9		-		-	31	19.9		-		2.6	35	22.4	28	17.9	63	40.4
14	2	PCCUA	001104	127	10	7.9		-		-	18	14.2		0.8		-	19	15.0	31	24.4	50	39.4
15	2	PTC	020753	832	90	10.8		-		-	68	8.2	36	4.3		1.0	112	13.5	232	27.9	344	41.3
16	2	RMCC	021111	132	20	15.2		-		-	20	15.2		2.3		-	23	17.4	23	17.4	46	34.8
17	2	SACC	020746	99	10	10.1		-		-		4.0		2.0		1.0		7.1	37	37.4	44	44.4
18	2	SAUT	007738	141	10	7.1		-		-	17	12.1	34	24.1	10	7.1	61	43.3	12	8.5	73	51.8
19	2	SEAC	005707	174	16	9.2		-		-	10	5.7		1.1		0.6	13	7.5	55	31.6	68	39.1
20	2	UACCB	020735	163	18	11.0		-		-	28	17.2		0.6		0.6	30	18.4	46	28.2	76	46.6
21	2	UACCH	005732	161	19	11.8		-		-	20	12.4		3.1		3.7	31	19.3	32	19.9	63	39.1
22	2	UACCM	005245	415	64	15.4		-		-	52	12.5		0.2		1.0	57	13.7	66	15.9	123	29.6
2-Year Colleges				5,831	688	11.8		-		-	705	12.1	265	4.5	75	1.3	1,045	17.9	1,267	21.7	2,312	39.7

NOTES: (1) When a student received more than one award, only the highest award was counted.

(2) Student and Graduate counts of less than ten (10) are not shown due to FERPA.

TIME PERIOD CONSIDERATIONS:

- CP Graduates** are counted from these graduation dates = '092006', '102006', '112006', '122006', '012007', '022007', '032007', '042007', '052007', so this is essentially through the Spring term.
- TC Graduates** include 1 full academic year plus these graduation dates = '072007', '082007', '092007', '102007', '112007', '122007', so this is through the next Fall term.
- Associate Graduates** include 3 full academic years plus these graduation dates = '072009', '082009', so this includes the next 2 months of July and August.
- AC Graduates** include 4 full academic years plus these graduation dates = '072010', '082010', '092010', '102010', '112010', '122010', so this is through the next Fall term.
- Baccalaureate Graduates** include 6 full academic years plus these graduation dates = '072012', '082012', so this includes the next 2 months of July and August.

ADHE Graduation Rate Calculation - 2-Year Colleges

Cohort Year selected = **2008** and Time Period Covered = AFTER THREE (3) YEARS (from AY2008 thru AY2010) for Two-Year Colleges.

#	IT	College	FICE	Cohort	Transfers		Bacc.		Adv. Cert.		Assoc.		Tech. Cert.		Cert. Prof.		Graduates		Retained		Success	
					#	%	#	%	#	%	#	%	#	%	#	%	#	%	#	%	#	%
1	2	ANC	012860	286	23	8.0		-		-	35	12.2	24	8.4		-	59	20.6	61	21.3	120	42.0
2	2	ASUB	001091	765	77	10.1		-		-	171	22.4	51	6.7	17	2.2	239	31.2	142	18.6	381	49.8
3	2	ASUMH	901090	193	13	6.7		-		-	46	23.8		1.6	13	6.7	62	32.1	36	18.7	98	50.8
4	2	ASUN	011949	121	16	13.2		-		-	16	13.2	12	9.9		-	28	23.1	21	17.4	49	40.5
5	2	BRTC	020522	435	29	6.7		-		-	69	15.9	54	12.4		1.4	129	29.7	96	22.1	225	51.7
6	2	CCCUA	022209	133	20	15.0		-		-	10	7.5		5.3		3.8	22	16.5	34	25.6	56	42.1
7	2	EACC	012260	247	28	11.3		-		-	25	10.1	11	4.5		-	36	14.6	66	26.7	102	41.3
8	2	MSCC	023482	150	13	8.7		-		-	15	10.0		-		-	15	10.0	40	26.7	55	36.7
9	2	NAC	012261	400	46	11.5		-		-	49	12.3	23	5.8		0.8	75	18.8	89	22.3	164	41.0
10	2	NPCC	012105	307	27	8.8		-		-	32	10.4	25	8.1		0.7	59	19.2	84	27.4	143	46.6
11	2	NWACC	030633	656	82	12.5		-		-	70	10.7		-		0.5	73	11.1	206	31.4	279	42.5
12	2	OTC	009976	155	17	11.0		-		-	21	13.5	19	12.3		1.3	42	27.1	19	12.3	61	39.4
13	2	OZC	020870	214	19	8.9		-		-	28	13.1		0.5		2.8	35	16.4	51	23.8	86	40.2
14	2	PCCUA	001104	122	17	13.9		-		-	19	15.6		4.1		-	24	19.7	23	18.9	47	38.5
15	2	PTC	020753	892	73	8.2		-		-	61	6.8	49	5.5		0.6	115	12.9	286	32.1	401	45.0
16	2	RMCC	021111	115	20	17.4		-		-	15	13.0		1.7		-	17	14.8	16	13.9	33	28.7
17	2	SACC	020746	127	14	11.0		-		-		6.3		0.8		3.1	13	10.2	39	30.7	52	40.9
18	2	SAUT	007738	196	13	6.6		-		-	32	16.3	27	13.8		4.1	67	34.2	27	13.8	94	48.0
19	2	SEAC	005707	215	15	7.0		-		-	14	6.5		0.9		0.9	18	8.4	65	30.2	83	38.6
20	2	UACCB	020735	220	27	12.3		-		-	21	9.5		-	37	16.8	58	26.4	31	14.1	89	40.5
21	2	UACCH	005732	249	15	6.0		-		-	32	12.9		1.6		3.6	45	18.1	54	21.7	99	39.8
22	2	UACCM	005245	483	55	11.4		-		-	87	18.0		0.8		0.4	93	19.3	98	20.3	191	39.5
2-Year Colleges				6,681	659	9.9		-		-	876	13.1	324	4.8	124	1.9	1,324	19.8	1,584	23.7	2,908	43.5

NOTES: (1) When a student received more than one award, only the highest award was counted.

(2) Student and Graduate counts of less than ten (10) are not shown due to FERPA.

TIME PERIOD CONSIDERATIONS:

- CP Graduates** are counted from these graduation dates = '092007', '102007', '112007', '122007', '012008', '022008', '032008', '042008', '052008', so this is essentially through the Spring term.
- TC Graduates** include 1 full academic year plus these graduation dates = '072008', '082008', '092008', '102008', '112008', '122008', so this is through the next Fall term.
- Associate Graduates** include 3 full academic years plus these graduation dates = '072010', '082010', so this includes the next 2 months of July and August.
- AC Graduates** include 4 full academic years plus these graduation dates = '072011', '082011', '092011', '102011', '112011', '122011', so this is through the next Fall term.
- Baccalaureate Graduates** include 6 full academic years plus these graduation dates = '072013', '082013', so this includes the next 2 months of July and August.

ADHE Graduation Rate Calculation - 4-Year Universities Sorted by Institution

#	IT	College	Cohort Year	Cohort	Transfers		Bacc.		Adv. Cert.		Assoc.		Tech. Cert.		Cert. Prof.		Graduates		Retained		Success		
					#	%	#	%	#	%	#	%	#	%	#	%	#	%	#	%	#	%	
1	1	ASUJ	2001	1,591	291	18.3	636	40.0									641	40.3	116	7.3	757	47.6	
1	1	ASUJ	2002	1,607	328	20.4	596	37.1									602	37.5	128	8.0	730	45.4	
1	1	ASUJ	2003	1,546	318	20.6	587	38.0									590	38.2	109	7.1	699	45.2	
1	1	ASUJ	2004	1,433	258	18.0	518	36.1									527	36.8	101	7.0	628	43.8	
1	1	ASUJ	2005	1,303	249	19.1	425	32.6									429	32.9	99	7.6	528	40.5	
ASUJ Totals				7,480	1,444	19.3	2,762	36.9			27	0.4						2,789	37.3	553	7.4	3,342	44.7
2	1	ATU	2001	1,124	283	25.2	424	37.7									425	37.8	73	6.5	498	44.3	
2	1	ATU	2002	1,205	290	24.1	460	38.2									462	38.3	70	5.8	532	44.1	
2	1	ATU	2003	1,170	272	23.2	439	37.5									442	37.8	57	4.9	499	42.6	
2	1	ATU	2004	1,450	288	19.9	536	37.0				84	5.8				628	43.3	71	4.9	699	48.2	
2	1	ATU	2005	1,403	312	22.2	469	33.4			11	0.8	66	4.7			546	38.9	85	6.1	631	45.0	
ATU Totals				6,352	1,445	22.7	2,328	36.6			25	0.4	150	2.4				2,503	39.4	356	5.6	2,859	45.0
3	1	HSU	2001	652	193	29.6	177	27.1									177	27.1	41	6.3	218	33.4	
3	1	HSU	2002	646	168	26.0	208	32.2									208	32.2	40	6.2	248	38.4	
3	1	HSU	2003	618	157	25.4	214	34.6									214	34.6	36	5.8	250	40.5	
3	1	HSU	2004	534	132	24.7	175	32.8									175	32.8	31	5.8	206	38.6	
3	1	HSU	2005	587	143	24.4	186	31.7									186	31.7	38	6.5	224	38.2	
HSU Totals				3,037	793	26.1	960	31.6										960	31.6	186	6.1	1,146	37.7
4	1	SAUM	2001	623	101	16.2	221	35.5				1.1					228	36.6	29	4.7	257	41.3	
4	1	SAUM	2002	571	110	19.3	187	32.7				1.1					193	33.8	23	4.0	216	37.8	
4	1	SAUM	2003	579	120	20.7	162	28.0				1.2					169	29.2	23	4.0	192	33.2	
4	1	SAUM	2004	544	99	18.2	169	31.1				0.6					172	31.6	16	2.9	188	34.6	
4	1	SAUM	2005	647	112	17.3	205	31.7				1.1					212	32.8	23	3.6	235	36.3	
SAUM Totals				2,964	542	18.3	944	31.8			30	1.0						974	32.9	114	3.8	1,088	36.7
5	1	UAF	2001	2,183	429	19.7	1,196	54.8									1,196	54.8	100	4.6	1,296	59.4	
5	1	UAF	2002	2,205	409	18.5	1,243	56.4									1,243	56.4	110	5.0	1,353	61.4	
5	1	UAF	2003	2,157	365	16.9	1,209	56.1									1,209	56.1	117	5.4	1,326	61.5	
5	1	UAF	2004	2,277	384	16.9	1,313	57.7									1,313	57.7	128	5.6	1,441	63.3	
5	1	UAF	2005	2,423	410	16.9	1,371	56.6									1,371	56.6	101	4.2	1,472	60.8	
UAF Totals				11,245	1,997	17.8	6,332	56.3										6,332	56.3	556	4.9	6,888	61.3
6	1	UAFS	2001	756	126	16.7	55	7.3			84	11.1			0.3		141	18.7	97	12.8	238	31.5	
6	1	UAFS	2002	866	121	14.0	78	9.0			80	9.2		0.3			161	18.6	90	10.4	251	29.0	
6	1	UAFS	2003	1,040	154	14.8	112	10.8			78	7.5		0.1		0.5	196	18.8	127	12.2	323	31.1	
6	1	UAFS	2004	772	127	16.5	113	14.6			59	7.6		0.1		0.3	175	22.7	90	11.7	265	34.3	
6	1	UAFS	2005	833	145	17.4	120	14.4			62	7.4		0.2			184	22.1	95	11.4	279	33.5	
UAFS Totals				4,267	673	15.8	478	11.2			363	8.5		0.2		0.2		857	20.1	499	11.7	1,356	31.8
7	1	UALR	2001	828	198	23.9	192	23.2				0.5					196	23.7	87	10.5	283	34.2	
7	1	UALR	2002	709	155	21.9	134	18.9				0.4					137	19.3	110	15.5	247	34.8	
7	1	UALR	2003	739	170	23.0	142	19.2				0.4					145	19.6	96	13.0	241	32.6	
7	1	UALR	2004	691	173	25.0	99	14.3				0.3					101	14.6	68	9.8	169	24.5	
7	1	UALR	2005	761	197	25.9	145	19.1				0.5					149	19.6	66	8.7	215	28.3	
UALR Totals				3,728	893	24.0	712	19.1				16	0.4					728	19.5	427	11.5	1,155	31.0

#	IT	College	Cohort Year	Cohort	Transfers		Bacc.		Adv. Cert.		Assoc.		Tech. Cert.		Cert. Prof.		Graduates		Retained		Success	
					#	%	#	%	#	%	#	%	#	%	#	%	#	%	#	%	#	%
8	1	UAM	2001	467	86	18.4	110	23.6		-		1.7		-		-	118	25.3	31	6.6	149	31.9
8	1	UAM	2002	462	86	18.6	111	24.0		-		1.7		-		-	119	25.8	32	6.9	151	32.7
8	1	UAM	2003	528	102	19.3	126	23.9		-		1.3		-		-	133	25.2	37	7.0	170	32.2
8	1	UAM	2004	679	130	19.1	130	19.1		-	14	2.1	26	3.8		-	170	25.0	50	7.4	220	32.4
8	1	UAM	2005	630	108	17.1	140	22.2		-	12	1.9	12	1.9		-	164	26.0	40	6.3	204	32.4
UAM Totals				2,766	512	18.5	617	22.3		-	49	1.8	38	1.4		-	704	25.5	190	6.9	894	32.3
9	1	UAMS	2001			-		-		-		-		-		-		-		-		-
9	1	UAMS	2002			-		-		-		-		-		-		-		-		-
9	1	UAMS	2003			-		-		-		-		-		-		-		-		-
9	1	UAMS	2004			-		-		-		-		-		-		-		-		-
9	1	UAMS	2005			-		-		-		-		-		-		-		-		-
UAMS Totals						-		-		-		-		-		-		-		-		-
10	1	UAPB	2001	633	71	11.2	183	28.9		-		-		-		-	183	28.9	67	10.6	250	39.5
10	1	UAPB	2002	704	81	11.5	229	32.5		-		-		-		-	229	32.5	50	7.1	279	39.6
10	1	UAPB	2003	718	106	14.8	199	27.7		-		-		-		-	199	27.7	58	8.1	257	35.8
10	1	UAPB	2004	733	94	12.8	183	25.0		-		-		-		-	183	25.0	60	8.2	243	33.2
10	1	UAPB	2005	694	101	14.6	166	23.9		-		-		-		-	166	23.9	45	6.5	211	30.4
UAPB Totals				3,482	453	13.0	960	27.6		-		-		-		-	960	27.6	280	8.0	1,240	35.6
11	1	UCA	2001	1,627	459	28.2	723	44.4		-		0.2		-		-	727	44.7	69	4.2	796	48.9
11	1	UCA	2002	1,668	440	26.4	726	43.5		-		0.2		-		-	729	43.7	86	5.2	815	48.9
11	1	UCA	2003	1,766	479	27.1	724	41.0		-		0.1		-		-	725	41.1	92	5.2	817	46.3
11	1	UCA	2004	2,414	671	27.8	988	40.9		-		0.1		-		-	990	41.0	111	4.6	1,101	45.6
11	1	UCA	2005	2,216	551	24.9	933	42.1		-		0.3		-		-	939	42.4	114	5.1	1,053	47.5
UCA Totals				9,691	2,600	26.8	4,094	42.2		-	16	0.2		-		-	4,110	42.4	472	4.9	4,582	47.3
2001 Cohort Totals				10,484	2,237	21.3	3,917	37.4		-	113	1.1		-		-	4,032	38.5	710	6.8	4,742	45.2
2002 Cohort Totals				10,643	2,188	20.6	3,972	37.3		-	108	1.0		-		-	4,083	38.4	739	6.9	4,822	45.3
2003 Cohort Totals				10,861	2,243	20.7	3,914	36.0		-	102	0.9		-		-	4,022	37.0	752	6.9	4,774	44.0
2004 Cohort Totals				11,527	2,356	20.4	4,224	36.6		-	97	0.8	111	1.0		-	4,434	38.5	726	6.3	5,160	44.8
2005 Cohort Totals				11,497	2,328	20.2	4,160	36.2		-	106	0.9	80	0.7		-	4,346	37.8	706	6.1	5,052	43.9

NOTES: (1) When a student received more than one award, only the highest award was counted.
(2) Student and Graduate counts of less than ten (10) are not shown due to FERPA.

ADHE Graduation Rate Calculation - 2-Year Colleges Sorted by Institution

#	IT	College	Cohort Year	Cohort	Transfers		Bacc.		Adv. Cert.		Assoc.		Tech. Cert.		Cert. Prof.		Graduates		Retained		Success	
					#	%	#	%	#	%	#	%	#	%	#	%	#	%	#	%	#	%
1	2	ANC	2004	331	20	6.0		-		-	37	11.2	38	11.5		-	75	22.7	50	15.1	125	37.8
1	2	ANC	2005	336	18	5.4		-		-	38	11.3	20	6.0		-	58	17.3	71	21.1	129	38.4
1	2	ANC	2006	335	15	4.5		-		-	37	11.0	22	6.6		-	59	17.6	62	18.5	121	36.1
1	2	ANC	2007	268	20	7.5		-		-	34	12.7	21	7.8		0.7	57	21.3	43	16.0	100	37.3
1	2	ANC	2008	286	23	8.0		-		-	35	12.2	24	8.4		-	59	20.6	61	21.3	120	42.0
ANC Totals				1,556	96	6.2		-		-	181	11.6	125	8.0		0.1	308	19.8	287	18.4	595	38.2
2	2	ASUB	2004	653	91	13.9		-		-	113	17.3	66	10.1		0.5	182	27.9	124	19.0	306	46.9
2	2	ASUB	2005	692	84	12.1		-		-	158	22.8	79	11.4		0.9	243	35.1	104	15.0	347	50.1
2	2	ASUB	2006	755	104	13.8		-		-	156	20.7	68	9.0	10	1.3	234	31.0	127	16.8	361	47.8
2	2	ASUB	2007	742	86	11.6		-		-	136	18.3	66	8.9		1.1	210	28.3	122	16.4	332	44.7
2	2	ASUB	2008	765	77	10.1		-		-	171	22.4	51	6.7	17	2.2	239	31.2	142	18.6	381	49.8
ASUB Totals				3,607	442	12.3		-		-	734	20.3	330	9.1	44	1.2	1,108	30.7	619	17.2	1,727	47.9
3	2	ASUMH	2004	242	28	11.6		-		-	40	16.5		2.9		1.7	51	21.1	27	11.2	78	32.2
3	2	ASUMH	2005	244	36	14.8		-		-	46	18.9		-		0.8	48	19.7	42	17.2	90	36.9
3	2	ASUMH	2006	180	24	13.3		-		-	32	17.8		1.1		1.1	36	20.0	27	15.0	63	35.0
3	2	ASUMH	2007	166	22	13.3		-		-	31	18.7		2.4	14	8.4	49	29.5	31	18.7	80	48.2
3	2	ASUMH	2008	193	13	6.7		-		-	46	23.8		1.6	13	6.7	62	32.1	36	18.7	98	50.8
ASUMH Totals				1,025	123	12.0		-		-	195	19.0	16	1.6	35	3.4	246	24.0	163	15.9	409	39.9
4	2	ASUN	2004	64		10.9		-		-	15	23.4		3.1		-	17	26.6	11	17.2	28	43.8
4	2	ASUN	2005	99	14	14.1		-		-	12	12.1	11	11.1		-	23	23.2	17	17.2	40	40.4
4	2	ASUN	2006	107		5.6		-		-	10	9.3	12	11.2		-	22	20.6	21	19.6	43	40.2
4	2	ASUN	2007	127	17	13.4		-		-	24	18.9		7.1		-	33	26.0	25	19.7	58	45.7
4	2	ASUN	2008	121	16	13.2		-		-	16	13.2	12	9.9		-	28	23.1	21	17.4	49	40.5
ASUN Totals				518	60	11.6		-		-	77	14.9	46	8.9		-	123	23.7	95	18.3	218	42.1
5	2	BRTC	2004	340	42	12.4		-		-	40	11.8	39	11.5		-	79	23.2	69	20.3	148	43.5
5	2	BRTC	2005	321	53	16.5		-		-	30	9.3	15	4.7		0.3	46	14.3	65	20.2	111	34.6
5	2	BRTC	2006	311	32	10.3		-		-	29	9.3	31	10.0		1.6	65	20.9	71	22.8	136	43.7
5	2	BRTC	2007	355	45	12.7		-		-	26	7.3	35	9.9		1.4	66	18.6	71	20.0	137	38.6
5	2	BRTC	2008	435	29	6.7		-		-	69	15.9	54	12.4		1.4	129	29.7	96	22.1	225	51.7
BRTC Totals				1,762	201	11.4		-		-	194	11.0	174	9.9	17	1.0	385	21.9	372	21.1	757	43.0
6	2	CCCUA	2004	88		6.8		-		-		9.1		1.1		2.3	11	12.5	18	20.5	29	33.0
6	2	CCCUA	2005	78		5.1		-		-		9.0		1.3		1.3	11.5	14.3	24	30.8	33	42.3
6	2	CCCUA	2006	100	12	12.0		-		-	17	17.0		1.0		1.0	19	19.0	33	33.0	52	52.0
6	2	CCCUA	2007	85	11	12.9		-		-		10.6		-		-	10.6	12.5	22	25.9	31	36.5
6	2	CCCUA	2008	133	20	15.0		-		-	10	7.5		5.3		3.8	22	16.5	34	25.6	56	42.1
CCCUA Totals				484	53	11.0		-		-	51	10.5	10	2.1		1.9	70	14.5	131	27.1	201	41.5

#	IT	College	Cohort Year	Cohort	Transfers		Bacc.		Adv. Cert.		Assoc.		Tech. Cert.		Cert. Prof.		Graduates		Retained		Success	
					#	%	#	%	#	%	#	%	#	%	#	%	#	%	#	%	#	%
7	2	EACC	2004	252	20	7.9		-		-	20	7.9		-		-	20	7.9	54	21.4	74	29.4
7	2	EACC	2005	260	24	9.2		-		-	27	10.4		-		-	27	10.4	53	20.4	80	30.8
7	2	EACC	2006	231	19	8.2		-		-	37	16.0		0.4		-	38	16.5	50	21.6	88	38.1
7	2	EACC	2007	248	38	15.3		-		-	23	9.3		0.8		-	25	10.1	49	19.8	74	29.8
7	2	EACC	2008	247	28	11.3		-		-	25	10.1	11	4.5		-	36	14.6	66	26.7	102	41.3
EACC Totals				1,238	129	10.4		-		-	132	10.7	14	1.1		-	146	11.8	272	22.0	418	33.8
8	2	MSCC	2004	62	11	17.7		-		-	17	27.4		-		-	17	27.4	11	17.7	28	45.2
8	2	MSCC	2005	119		7.6		-		-	13	10.9		-		-	13	10.9	26	21.8	39	32.8
8	2	MSCC	2006	128	12	9.4		-		-	10	7.8		-		-	10	7.8	32	25.0	42	32.8
8	2	MSCC	2007	141	16	11.3		-		-		4.3		-		-		4.3	35	24.8	41	29.1
8	2	MSCC	2008	150	13	8.7		-		-	15	10.0		-		-	15	10.0	40	26.7	55	36.7
MSCC Totals				600	61	10.2		-		-	61	10.2		-		-	61	10.2	144	24.0	205	34.2
9	2	NAC	2004	435	47	10.8		-		-	57	13.1	19	4.4	1.6		83	19.1	89	20.5	172	39.5
9	2	NAC	2005	391	37	9.5		-		-	56	14.3	21	5.4	1.0		81	20.7	71	18.2	152	38.9
9	2	NAC	2006	382	56	14.7		-		-	58	15.2	31	8.1		-	89	23.3	48	12.6	137	35.9
9	2	NAC	2007	340	41	12.1		-		-	56	16.5	24	7.1		-	80	23.5	56	16.5	136	40.0
9	2	NAC	2008	400	46	11.5		-		-	49	12.3	23	5.8	0.8		75	18.8	89	22.3	164	41.0
NAC Totals				1,948	227	11.7		-		-	276	14.2	118	6.1	14	0.7	408	20.9	353	18.1	761	39.1
10	2	NPCC	2004	322	31	9.6		-		-	20	6.2	24	7.5		-	44	13.7	75	23.3	119	37.0
10	2	NPCC	2005	335	25	7.5		-		-	34	10.1	23	6.9		-	57	17.0	76	22.7	133	39.7
10	2	NPCC	2006	286	27	9.4		-		-	27	9.4	12	4.2		-	39	13.6	64	22.4	103	36.0
10	2	NPCC	2007	254	18	7.1		-		-	25	9.8	10	3.9	0.8		37	14.6	57	22.4	94	37.0
10	2	NPCC	2008	307	27	8.8		-		-	32	10.4	25	8.1	0.7		59	19.2	84	27.4	143	46.6
NPCC Totals				1,504	128	8.5		-		-	138	9.2	94	6.3		0.3	236	15.7	356	23.7	592	39.4
11	2	NWACC	2004	465	75	16.1		-		-	33	7.1		-		-	33	7.1	147	31.6	180	38.7
11	2	NWACC	2005	511	77	15.1		-		-	32	6.3		-	0.4		34	6.7	152	29.7	186	36.4
11	2	NWACC	2006	516	72	14.0		-		-	37	7.2		-	0.2		38	7.4	151	29.3	189	36.6
11	2	NWACC	2007	552	70	12.7		-		-	45	8.2		-	0.7		49	8.9	169	30.6	218	39.5
11	2	NWACC	2008	656	82	12.5		-		-	70	10.7		-	0.5		73	11.1	206	31.4	279	42.5
NWACC Totals				2,700	376	13.9		-		-	217	8.0		-	10	0.4	227	8.4	825	30.6	1,052	39.0
12	2	OTC	2004	204	31	15.2		-		-	28	13.7	16	7.8	0.5		45	22.1	37	18.1	82	40.2
12	2	OTC	2005	189	29	15.3		-		-	23	12.2	14	7.4	3.2		43	22.8	25	13.2	68	36.0
12	2	OTC	2006	176	28	15.9		-		-	20	11.4	16	9.1	1.1		38	21.6	23	13.1	61	34.7
12	2	OTC	2007	153	30	19.6		-		-	22	14.4		5.9	3.3		36	23.5	25	16.3	61	39.9
12	2	OTC	2008	155	17	11.0		-		-	21	13.5	19	12.3	1.3		42	27.1	19	12.3	61	39.4
OTC Totals				877	135	15.4		-		-	114	13.0	74	8.4	16	1.8	204	23.3	129	14.7	333	38.0
13	2	OZC	2004	144	17	11.8		-		-	17	11.8		-		-	17	11.8	27	18.8	44	30.6
13	2	OZC	2005	149	14	9.4		-		-	18	12.1		1.3		-	20	13.4	36	24.2	56	37.6
13	2	OZC	2006	182	15	8.2		-		-	19	10.4		0.5	0.5		21	11.5	35	19.2	56	30.8
13	2	OZC	2007	156	17	10.9		-		-	31	19.9		-	2.6		35	22.4	28	17.9	63	40.4
13	2	OZC	2008	214	19	8.9		-		-	28	13.1		0.5	2.8		35	16.4	51	23.8	86	40.2
OZC Totals				845	82	9.7		-		-	113	13.4		0.5	11	1.3	128	15.1	177	20.9	305	36.1

#	IT	College	Cohort Year	Cohort	Transfers		Bacc.		Adv. Cert.		Assoc.		Tech. Cert.		Cert. Prof.		Graduates		Retained		Success	
					#	%	#	%	#	%	#	%	#	%	#	%	#	%	#	%	#	%
14	2	PCCUA	2004	230	21	9.1		-		-	23	10.0		0.4		0.4	25	10.9	62	27.0	87	37.8
14	2	PCCUA	2005	175	21	12.0		-		-	24	13.7		0.6		0.6	26	14.9	35	20.0	61	34.9
14	2	PCCUA	2006	199	31	15.6		-		-	22	11.1		-		-	22	11.1	36	18.1	58	29.1
14	2	PCCUA	2007	127	10	7.9		-		-	18	14.2		0.8		-	19	15.0	31	24.4	50	39.4
14	2	PCCUA	2008	122	17	13.9		-		-	19	15.6		4.1		-	24	19.7	23	18.9	47	38.5
PCCUA Totals				853	100	11.7		-		-	106	12.4		0.9		0.2	116	13.6	187	21.9	303	35.5
15	2	PTC	2004	707	84	11.9		-		-	49	6.9	35	5.0	32	4.5	116	16.4	203	28.7	319	45.1
15	2	PTC	2005	779	88	11.3		-		-	58	7.4	35	4.5		1.2	102	13.1	254	32.6	356	45.7
15	2	PTC	2006	994	100	10.1		-		-	67	6.7	40	4.0		0.8	115	11.6	294	29.6	409	41.1
15	2	PTC	2007	832	90	10.8		-		-	68	8.2	36	4.3		1.0	112	13.5	232	27.9	344	41.3
15	2	PTC	2008	892	73	8.2		-		-	61	6.8	49	5.5		0.6	115	12.9	286	32.1	401	45.0
PTC Totals				4,204	435	10.3		-		-	303	7.2	195	4.6	62	1.5	560	13.3	1,269	30.2	1,829	43.5
16	2	RMCC	2004	147	19	12.9		-		-	13	8.8		4.1		-	19	12.9	24	16.3	43	29.3
16	2	RMCC	2005	164	14	8.5		-		-	21	12.8		4.3		-	28	17.1	19	11.6	47	28.7
16	2	RMCC	2006	122	15	12.3		-		-	14	11.5		3.3		-	18	14.8	12	9.8	30	24.6
16	2	RMCC	2007	132	20	15.2		-		-	20	15.2		2.3		-	23	17.4	23	17.4	46	34.8
16	2	RMCC	2008	115	20	17.4		-		-	15	13.0		1.7		-	17	14.8	16	13.9	33	28.7
RMCC Totals				680	88	12.9		-		-	83	12.2	22	3.2		-	105	15.4	94	13.8	199	29.3
17	2	SACC	2004	212	28	13.2		-		-	34	16.0	15	7.1		1.4	52	24.5	38	17.9	90	42.5
17	2	SACC	2005	161	22	13.7		-		-	13	8.1		3.1		0.6	19	11.8	27	16.8	46	28.6
17	2	SACC	2006	106		6.6		-		-		6.6		5.7		-	13	12.3	29	27.4	42	39.6
17	2	SACC	2007	99	10	10.1		-		-		4.0		2.0		1.0		7.1	37	37.4	44	44.4
17	2	SACC	2008	127	14	11.0		-		-		6.3		0.8		3.1	13	10.2	39	30.7	52	40.9
SACC Totals				705	81	11.5		-		-	66	9.4	29	4.1		1.3	104	14.8	170	24.1	274	38.9
18	2	SAUT	2004	107	17	15.9		-		-	13	12.1		1.9		-	15	14.0	15	14.0	30	28.0
18	2	SAUT	2005	129	11	8.5		-		-	13	10.1	49	38.0		-	62	48.1	16	12.4	78	60.5
18	2	SAUT	2006	144	11	7.6		-		-	19	13.2	37	25.7		1.4	58	40.3	13	9.0	71	49.3
18	2	SAUT	2007	141	10	7.1		-		-	17	12.1	34	24.1	10	7.1	61	43.3	12	8.5	73	51.8
18	2	SAUT	2008	196	13	6.6		-		-	32	16.3	27	13.8		4.1	67	34.2	27	13.8	94	48.0
SAUT Totals				717	62	8.6		-		-	94	13.1	149	20.8	20	2.8	263	36.7	83	11.6	346	48.3
19	2	SEAC	2004	261	29	11.1		-		-	19	7.3		1.9		1.5	28	10.7	50	19.2	78	29.9
19	2	SEAC	2005	231	19	8.2		-		-	19	8.2		2.6		-	25	10.8	49	21.2	74	32.0
19	2	SEAC	2006	172	11	6.4		-		-	14	8.1		1.7		0.6	18	10.5	42	24.4	60	34.9
19	2	SEAC	2007	174	16	9.2		-		-	10	5.7		1.1		0.6	13	7.5	55	31.6	68	39.1
19	2	SEAC	2008	215	15	7.0		-		-	14	6.5		0.9		0.9	18	8.4	65	30.2	83	38.6
SEAC Totals				1,053	90	8.5		-		-	76	7.2	18	1.7		0.8	102	9.7	261	24.8	363	34.5
20	2	UACCB	2004	129	19	14.7		-		-	10	7.8		-	11	8.5	21	16.3	36	27.9	57	44.2
20	2	UACCB	2005	149	24	16.1		-		-	20	13.4		-		5.4	28	18.8	25	16.8	53	35.6
20	2	UACCB	2006	142	13	9.2		-		-	14	9.9		1.4		3.5	21	14.8	43	30.3	64	45.1
20	2	UACCB	2007	163	18	11.0		-		-	28	17.2		0.6		0.6	30	18.4	46	28.2	76	46.6
20	2	UACCB	2008	220	27	12.3		-		-	21	9.5		-	37	16.8	58	26.4	31	14.1	89	40.5
UACCB Totals				803	101	12.6		-		-	93	11.6		0.4	62	7.7	158	19.7	181	22.5	339	42.2

#	IT	College	Cohort Year	Cohort	Transfers		Bacc.		Adv. Cert.		Assoc.		Tech. Cert.		Cert. Prof.		Graduates		Retained		Success	
					#	%	#	%	#	%	#	%	#	%	#	%	#	%	#	%	#	%
21	2	UACCH	2004	250	17	6.8		-		-	30	12.0	10	4.0		1.6	44	17.6	41	16.4	85	34.0
21	2	UACCH	2005	235	29	12.3		-		-	16	6.8		3.4		3.0	31	13.2	47	20.0	78	33.2
21	2	UACCH	2006	187	16	8.6		-		-	20	10.7	10	5.3	13	7.0	43	23.0	47	25.1	90	48.1
21	2	UACCH	2007	161	19	11.8		-		-	20	12.4		3.1		3.7	31	19.3	32	19.9	63	39.1
21	2	UACCH	2008	249	15	6.0		-		-	32	12.9		1.6		3.6	45	18.1	54	21.7	99	39.8
UACCH Totals				1,082	96	8.9		-		-	118	10.9	37	3.4	39	3.6	194	17.9	221	20.4	415	38.4
22	2	UACCM	2004	462	45	9.7		-		-	70	15.2	16	3.5		-	86	18.6	86	18.6	172	37.2
22	2	UACCM	2005	312	31	9.9		-		-	40	12.8		0.3		-	41	13.1	63	20.2	104	33.3
22	2	UACCM	2006	424	58	13.7		-		-	32	7.5		0.9		0.5	38	9.0	86	20.3	124	29.2
22	2	UACCM	2007	415	64	15.4		-		-	52	12.5		0.2		1.0	57	13.7	66	15.9	123	29.6
22	2	UACCM	2008	483	55	11.4		-		-	87	18.0		0.8		0.4	93	19.3	98	20.3	191	39.5
UACCM Totals				2,096	253	12.1		-		-	281	13.4	26	1.2		0.4	315	15.0	399	19.0	714	34.1
2004 Cohort Totals				6,107	705	11.5		-		-	706	11.6	302	4.9	72	1.2	1,080	17.7	1,294	21.2	2,374	38.9
2005 Cohort Totals				6,059	683	11.3		-		-	718	11.9	298	4.9	48	0.8	1,064	17.6	1,297	21.4	2,361	39.0
2006 Cohort Totals				6,179	684	11.1		-		-	698	11.3	303	4.9	53	0.9	1,054	17.1	1,346	21.8	2,400	38.8
2007 Cohort Totals				5,831	688	11.8		-		-	705	12.1	265	4.5	75	1.3	1,045	17.9	1,267	21.7	2,312	39.7
2008 Cohort Totals				6,681	659	9.9		-		-	876	13.1	324	4.8	124	1.9	1,324	19.8	1,584	23.7	2,908	43.5

NOTES: (1) When a student received more than one award, only the highest award was counted.

(2) Student and Graduate counts of less than ten (10) are not shown due to FERPA.

ADHE Graduation Rate Calculation - 4-Year Universities - BY GENDER (MALES)

Cohort Year selected = **2001** and Time Period Covered = AFTER SIX (6) YEARS (from AY2001 thru AY2006) for Four-Year Universities and Gender = **MALES**.

#	IT	College	FICE	Cohort	Transfers		Bacc.		Adv. Cert.		Assoc.		Tech. Cert.		Cert. Prof.		Graduates		Retained		Success	
					#	%	#	%	#	%	#	%	#	%	#	%	#	%	#	%	#	%
1	1	ASUJ	001090	698	132	18.9	241	34.5		-		0.1		-		-	242	34.7	60	8.6	302	43.3
2	1	ATU	001089	531	133	25.0	182	34.3		-		-		-		-	182	34.3	36	6.8	218	41.1
3	1	HSU	001098	316	80	25.3	79	25.0		-		-		-		-	79	25.0	27	8.5	106	33.5
4	1	SAUM	001107	296	41	13.9	100	33.8		-		0.3		-		-	101	34.1	12	4.1	113	38.2
5	1	UAF	001108	1,091	225	20.6	558	51.1		-		-		-		-	558	51.1	61	5.6	619	56.7
6	1	UAFS	001110	359	69	19.2	15	4.2		-	33	9.2		-	0.6		50	13.9	48	13.4	98	27.3
7	1	UALR	001101	347	83	23.9	73	21.0		-		-		-			73	21.0	33	9.5	106	30.5
8	1	UAM	001085	220	46	20.9	47	21.4		-		0.9		-			49	22.3	12	5.5	61	27.7
9	1	UAMS	001109			-		-		-		-		-								
10	1	UAPB	001086	301	24	8.0	73	24.3		-		-		-			73	24.3	36	12.0	109	36.2
11	1	UCA	001092	645	191	29.6	244	37.8		-		0.2		-			245	38.0	36	5.6	281	43.6
4-Year Universities				4,804	1,024	21.3	1,612	33.6		-	38	0.8		-			1,652	34.4	361	7.5	2,013	41.9

Cohort Year selected = **2002** and Time Period Covered = AFTER SIX (6) YEARS (from AY2002 thru AY2007) for Four-Year Universities and Gender = **MALES**.

#	IT	College	FICE	Cohort	Transfers		Bacc.		Adv. Cert.		Assoc.		Tech. Cert.		Cert. Prof.		Graduates		Retained		Success	
					#	%	#	%	#	%	#	%	#	%	#	%	#	%	#	%	#	%
1	1	ASUJ	001090	684	147	21.5	221	32.3		-		0.1		-			222	32.5	58	8.5	280	40.9
2	1	ATU	001089	640	163	25.5	218	34.1		-		-		-			218	34.1	39	6.1	257	40.2
3	1	HSU	001098	276	76	27.5	79	28.6		-		-		-			79	28.6	24	8.7	103	37.3
4	1	SAUM	001107	257	46	17.9	71	27.6		-		0.8		-			73	28.4		3.5	82	31.9
5	1	UAF	001108	1,078	217	20.1	579	53.7		-		-		-			579	53.7	50	4.6	629	58.3
6	1	UAFS	001110	371	69	18.6	31	8.4		-	24	6.5		0.5			57	15.4	39	10.5	96	25.9
7	1	UALR	001101	298	57	19.1	50	16.8		-		-		-			50	16.8	40	13.4	90	30.2
8	1	UAM	001085	219	42	19.2	44	20.1		-		0.9		-			46	21.0	18	8.2	64	29.2
9	1	UAMS	001109			-		-		-		-		-								
10	1	UAPB	001086	330	34	10.3	66	20.0		-		-		-			66	20.0	27	8.2	93	28.2
11	1	UCA	001092	640	196	30.6	225	35.2		-		-		-			225	35.2	44	6.9	269	42.0
4-Year Universities				4,793	1,047	21.8	1,584	33.0		-	29	0.6		-			1,615	33.7	348	7.3	1,963	41.0

Cohort Year selected = **2003** and Time Period Covered = AFTER SIX (6) YEARS (from AY2003 thru AY2008) for Four-Year Universities and Gender = **MALES**.

#	IT	College	FICE	Cohort	Transfers		Bacc.		Adv. Cert.		Assoc.		Tech. Cert.		Cert. Prof.		Graduates		Retained		Success	
					#	%	#	%	#	%	#	%	#	%	#	%	#	%	#	%	#	%
1	1	ASUJ	001090	731	141	19.3	246	33.7		-		-		-			246	33.7	51	7.0	297	40.6
2	1	ATU	001089	546	130	23.8	182	33.3		-		0.4		-			184	33.7	28	5.1	212	38.8
3	1	HSU	001098	278	65	23.4	84	30.2		-		-		-			84	30.2	18	6.5	102	36.7
4	1	SAUM	001107	273	53	19.4	56	20.5		-		-		-			56	20.5	15	5.5	71	26.0
5	1	UAF	001108	1,045	165	15.8	568	54.4		-		-		-			568	54.4	77	7.4	645	61.7
6	1	UAFS	001110	433	83	19.2	26	6.0		-	35	8.1		0.2		1.2	67	15.5	48	11.1	115	26.6
7	1	UALR	001101	283	51	18.0	46	16.3		-		0.7		-			48	17.0	41	14.5	89	31.4
8	1	UAM	001085	233	56	24.0	50	21.5		-		0.9		-			52	22.3	14	6.0	66	28.3
9	1	UAMS	001109			-		-		-		-		-								
10	1	UAPB	001086	358	46	12.8	69	19.3		-		-		-			69	19.3	23	6.4	92	25.7
11	1	UCA	001092	704	194	27.6	243	34.5		-		0.1		-			244	34.7	46	6.5	290	41.2
4-Year Universities				4,884	984	20.1	1,570	32.1		-	42	0.9		-		0.1	1,618	33.1	361	7.4	1,979	40.5

Cohort Year selected = **2004** and Time Period Covered = AFTER SIX (6) YEARS (from AY2004 thru AY2009) for Four-Year Universities and Gender = **MALES**.

#	IT	College	FICE	Cohort	Transfers		Bacc.		Adv. Cert.		Assoc.		Tech. Cert.		Cert. Prof.		Graduates		Retained		Success		
					#	%	#	%	#	%	#	%	#	%	#	%	#	%	#	%	#	%	
1	1	ASUJ	001090	631	119	18.9	200	31.7		-		0.6		-		-	204	32.3	50	7.9	254	40.3	
2	1	ATU	001089	726	146	20.1	253	34.8		-		0.3	51	7.0		-	306	42.1	34	4.7	340	46.8	
3	1	HSU	001098	260	58	22.3	82	31.5		-		-		-		-	82	31.5	20	7.7	102	39.2	
4	1	SAUM	001107	258	40	15.5	81	31.4		-		-		-		-	81	31.4		3.5	90	34.9	
5	1	UAF	001108	1,100	185	16.8	598	54.4		-		-		-		-	598	54.4	85	7.7	683	62.1	
6	1	UAFS	001110	356	68	19.1	33	9.3		-	24	6.7		-	0.6		59	16.6	45	12.6	104	29.2	
7	1	UALR	001101	286	60	21.0	40	14.0		-		0.3		-		-	41	14.3	36	12.6	77	26.9	
8	1	UAM	001085	307	65	21.2	58	18.9		-		2.0		2.9		-	73	23.8	15	4.9	88	28.7	
9	1	UAMS	001109			-		-		-		-		-		-							
10	1	UAPB	001086	399	34	8.5	73	18.3		-		-		-		-	73	18.3	35	8.8	108	27.1	
11	1	UCA	001092	964	271	28.1	351	36.4		-		0.1		-		-	352	36.5	47	4.9	399	41.4	
4-Year Universities				5,287	1,046	19.8	1,769	33.5		-		38	0.7	60	1.1		-	1,869	35.4	376	7.1	2,245	42.5

Cohort Year selected = **2005** and Time Period Covered = AFTER SIX (6) YEARS (from AY2005 thru AY2010) for Four-Year Universities and Gender = **MALES**.

#	IT	College	FICE	Cohort	Transfers		Bacc.		Adv. Cert.		Assoc.		Tech. Cert.		Cert. Prof.		Graduates		Retained		Success		
					#	%	#	%	#	%	#	%	#	%	#	%	#	%	#	%	#	%	#
1	1	ASUJ	001090	552	87	15.8	170	30.8		-		0.4		-		-	172	31.2	47	8.5	219	39.7	
2	1	ATU	001089	671	144	21.5	210	31.3		-		0.6	38	5.7		-	252	37.6	45	6.7	297	44.3	
3	1	HSU	001098	277	58	20.9	76	27.4		-		-		-		-	76	27.4	19	6.9	95	34.3	
4	1	SAUM	001107	325	48	14.8	91	28.0		-		-		-		-	91	28.0	14	4.3	105	32.3	
5	1	UAF	001108	1,201	208	17.3	633	52.7		-		-		-		-	633	52.7	64	5.3	697	58.0	
6	1	UAFS	001110	361	71	19.7	35	9.7		-	20	5.5		0.3		-	56	15.5	45	12.5	101	28.0	
7	1	UALR	001101	309	78	25.2	49	15.9		-		0.3		-		-	50	16.2	31	10.0	81	26.2	
8	1	UAM	001085	302	54	17.9	63	20.9		-		0.7		0.7		-	67	22.2	17	5.6	84	27.8	
9	1	UAMS	001109			-		-		-		-		-		-							
10	1	UAPB	001086	332	38	11.4	55	16.6		-		-		-		-	55	16.6	23	6.9	78	23.5	
11	1	UCA	001092	903	234	25.9	311	34.4		-		-		-		-	311	34.4	55	6.1	366	40.5	
4-Year Universities				5,233	1,020	19.5	1,693	32.4		-		29	0.6	41	0.8		-	1,763	33.7	360	6.9	2,123	40.6

ADHE Graduation Rate Calculation - 4-Year Universities - BY GENDER (FEMALES)

Cohort Year selected = **2001** and Time Period Covered = AFTER SIX (6) YEARS (from AY2001 thru AY2006) for Four-Year Universities and Gender = **FEMALES**.

#	IT	College	FICE	Cohort	Transfers		Bacc.		Adv. Cert.		Assoc.		Tech. Cert.		Cert. Prof.		Graduates		Retained		Success		
					#	%	#	%	#	%	#	%	#	%	#	%	#	%	#	%	#	%	#
1	1	ASUJ	001090	893	159	17.8	395	44.2		-		0.4		-		-	399	44.7	56	6.3	455	51.0	
2	1	ATU	001089	593	150	25.3	242	40.8		-		0.2		-		-	243	41.0	37	6.2	280	47.2	
3	1	HSU	001098	336	113	33.6	98	29.2		-		-		-		-	98	29.2	14	4.2	112	33.3	
4	1	SAUM	001107	327	60	18.3	121	37.0		-		1.8		-		-	127	38.8	17	5.2	144	44.0	
5	1	UAF	001108	1,092	204	18.7	638	58.4		-		-		-		-	638	58.4	39	3.6	677	62.0	
6	1	UAFS	001110	397	57	14.4	40	10.1		-	51	12.8		-		-	91	22.9	49	12.3	140	35.3	
7	1	UALR	001101	481	115	23.9	119	24.7		-		0.8		-		-	123	25.6	54	11.2	177	36.8	
8	1	UAM	001085	247	40	16.2	63	25.5		-		2.4		-		-	69	27.9	19	7.7	88	35.6	
9	1	UAMS	001109			-		-		-		-		-		-							
10	1	UAPB	001086	332	47	14.2	110	33.1		-		-		-		-	110	33.1	31	9.3	141	42.5	
11	1	UCA	001092	982	268	27.3	479	48.8		-		0.3		-		-	482	49.1	33	3.4	515	52.4	
4-Year Universities				5,680	1,213	21.4	2,305	40.6		-		75	1.3		-		-	2,380	41.9	349	6.1	2,729	48.0

Cohort Year selected = **2002** and Time Period Covered = AFTER SIX (6) YEARS (from AY2002 thru AY2007) for Four-Year Universities and Gender = **FEMALES**.

#	IT	College	FICE	Cohort	Transfers		Bacc.		Adv. Cert.		Assoc.		Tech. Cert.		Cert. Prof.		Graduates		Retained		Success	
					#	%	#	%	#	%	#	%	#	%	#	%	#	%	#	%	#	%
1	1	ASUJ	001090	923	181	19.6	375	40.6		-		0.5		-		-	380	41.2	70	7.6	450	48.8
2	1	ATU	001089	565	127	22.5	242	42.8		-		0.4		-		-	244	43.2	31	5.5	275	48.7
3	1	HSU	001098	370	92	24.9	129	34.9		-		-		-		-	129	34.9	16	4.3	145	39.2
4	1	SAUM	001107	314	64	20.4	116	36.9		-		1.3		-		-	120	38.2	14	4.5	134	42.7
5	1	UAF	001108	1,127	192	17.0	664	58.9		-		-		-		-	664	58.9	60	5.3	724	64.2
6	1	UAFS	001110	495	52	10.5	47	9.5		-	56	11.3		0.2		-	104	21.0	51	10.3	155	31.3
7	1	UALR	001101	411	98	23.8	84	20.4		-		0.7		-		-	87	21.2	70	17.0	157	38.2
8	1	UAM	001085	243	44	18.1	67	27.6		-		2.5		-		-	73	30.0	14	5.8	87	35.8
9	1	UAMS	001109			-		-		-		-		-		-						
10	1	UAPB	001086	374	47	12.6	163	43.6		-		-		-		-	163	43.6	23	6.1	186	49.7
11	1	UCA	001092	1,028	244	23.7	501	48.7		-		0.3		-		-	504	49.0	42	4.1	546	53.1
4-Year Universities				5,850	1,141	19.5	2,388	40.8		-	79	1.4		-		-	2,468	42.2	391	6.7	2,859	48.9

Cohort Year selected = **2003** and Time Period Covered = AFTER SIX (6) YEARS (from AY2003 thru AY2008) for Four-Year Universities and Gender = **FEMALES**.

#	IT	College	FICE	Cohort	Transfers		Bacc.		Adv. Cert.		Assoc.		Tech. Cert.		Cert. Prof.		Graduates		Retained		Success	
					#	%	#	%	#	%	#	%	#	%	#	%	#	%	#	%	#	%
1	1	ASUJ	001090	815	177	21.7	341	41.8		-		0.4		-		-	344	42.2	58	7.1	402	49.3
2	1	ATU	001089	624	142	22.8	257	41.2		-		0.2		-		-	258	41.3	29	4.6	287	46.0
3	1	HSU	001098	340	92	27.1	130	38.2		-		-		-		-	130	38.2	18	5.3	148	43.5
4	1	SAUM	001107	306	67	21.9	106	34.6		-		2.3		-		-	113	36.9		2.6	121	39.5
5	1	UAF	001108	1,112	200	18.0	641	57.6		-		-		-		-	641	57.6	40	3.6	681	61.2
6	1	UAFS	001110	607	71	11.7	86	14.2		-	43	7.1		-		-	129	21.3	79	13.0	208	34.3
7	1	UALR	001101	456	119	26.1	96	21.1		-		0.2		-		-	97	21.3	55	12.1	152	33.3
8	1	UAM	001085	295	46	15.6	76	25.8		-		1.7		-		-	81	27.5	23	7.8	104	35.3
9	1	UAMS	001109			-		-		-		-		-		-						
10	1	UAPB	001086	360	60	16.7	130	36.1		-		-		-		-	130	36.1	35	9.7	165	45.8
11	1	UCA	001092	1,062	285	26.8	481	45.3		-		-		-		-	481	45.3	46	4.3	527	49.6
4-Year Universities				5,977	1,259	21.1	2,344	39.2		-	60	1.0		-		-	2,404	40.2	391	6.5	2,795	46.8

Cohort Year selected = **2004** and Time Period Covered = AFTER SIX (6) YEARS (from AY2004 thru AY2009) for Four-Year Universities and Gender = **FEMALES**.

#	IT	College	FICE	Cohort	Transfers		Bacc.		Adv. Cert.		Assoc.		Tech. Cert.		Cert. Prof.		Graduates		Retained		Success	
					#	%	#	%	#	%	#	%	#	%	#	%	#	%	#	%	#	%
1	1	ASUJ	001090	802	139	17.3	318	39.7		-		0.6		-		-	323	40.3	51	6.4	374	46.6
2	1	ATU	001089	724	142	19.6	283	39.1		-		0.8	33	4.6		-	322	44.5	37	5.1	359	49.6
3	1	HSU	001098	274	74	27.0	93	33.9		-		-		-		-	93	33.9	11	4.0	104	38.0
4	1	SAUM	001107	286	59	20.6	88	30.8		-		1.0		-		-	91	31.8		2.4	98	34.3
5	1	UAF	001108	1,177	199	16.9	715	60.7		-		-		-		-	715	60.7	43	3.7	758	64.4
6	1	UAFS	001110	416	59	14.2	80	19.2		-	35	8.4		0.2		-	116	27.9	45	10.8	161	38.7
7	1	UALR	001101	405	113	27.9	59	14.6		-		0.2		-		-	60	14.8	32	7.9	92	22.7
8	1	UAM	001085	372	65	17.5	72	19.4		-		2.2	17	4.6		-	97	26.1	35	9.4	132	35.5
9	1	UAMS	001109			-		-		-		-		-		-						
10	1	UAPB	001086	334	60	18.0	110	32.9		-		-		-		-	110	32.9	25	7.5	135	40.4
11	1	UCA	001092	1,450	400	27.6	637	43.9		-		0.1		-		-	638	44.0	64	4.4	702	48.4
4-Year Universities				6,240	1,310	21.0	2,455	39.3		-	59	0.9	51	0.8		-	2,565	41.1	350	5.6	2,915	46.7

Cohort Year selected = 2005 and Time Period Covered = AFTER SIX (6) YEARS (from AY2005 thru AY2010) for Four-Year Universities and Gender = FEMALES.

#	IT	College	FICE	Cohort	Transfers		Bacc.		Adv. Cert.		Assoc.		Tech. Cert.		Cert. Prof.		Graduates		Retained		Success	
					#	%	#	%	#	%	#	%	#	%	#	%	#	%	#	%	#	%
1	1	ASUJ	001090	751	162	21.6	255	34.0	-	-	0.3	-	-	-	257	34.2	52	6.9	309	41.1		
2	1	ATU	001089	732	168	23.0	259	35.4	-	-	1.0	28	3.8	-	294	40.2	40	5.5	334	45.6		
3	1	HSU	001098	310	85	27.4	110	35.5	-	-	-	-	-	-	110	35.5	19	6.1	129	41.6		
4	1	SAUM	001107	322	64	19.9	114	35.4	-	-	2.2	-	-	-	121	37.6	-	2.8	130	40.4		
5	1	UAF	001108	1,222	202	16.5	738	60.4	-	-	-	-	-	-	738	60.4	37	3.0	775	63.4		
6	1	UAFS	001110	472	74	15.7	85	18.0	-	42	8.9	0.2	-	-	128	27.1	50	10.6	178	37.7		
7	1	UALR	001101	452	119	26.3	96	21.2	-	-	0.7	-	-	-	99	21.9	35	7.7	134	29.6		
8	1	UAM	001085	328	54	16.5	77	23.5	-	-	10	3.0	10	3.0	97	29.6	23	7.0	120	36.6		
9	1	UAMS	001109			-	-	-	-	-	-	-	-	-	-	-	-	-	-	-		
10	1	UAPB	001086	362	63	17.4	111	30.7	-	-	-	-	-	-	111	30.7	22	6.1	133	36.7		
11	1	UCA	001092	1,313	317	24.1	622	47.4	-	-	0.5	-	-	-	628	47.8	59	4.5	687	52.3		
4-Year Universities				6,264	1,308	20.9	2,467	39.4	-	-	77	1.2	39	0.6	-	2,583	41.2	346	5.5	2,929	46.8	

NOTES: (1) When a student received more than one award, only the highest award was counted.

(2) Student and Graduate counts of less than ten (10) are not shown due to FERPA.

ADHE Graduation Rate Calculation - 2-Year Colleges - BY GENDER (MALES)

Cohort Year selected = 2004 and Time Period Covered = AFTER THREE (3) YEARS (from AY2004 thru AY2006) for Two-Year Colleges and Gender = MALES.

#	IT	College	FICE	Cohort	Transfers		Bacc.		Adv. Cert.		Assoc.		Tech. Cert.		Cert. Prof.		Graduates		Retained		Success	
					#	%	#	%	#	%	#	%	#	%	#	%	#	%	#	%	#	%
1	2	ANC	012860	118		4.2		-		-	11	9.3	17	14.4		-	28	23.7	14	11.9	42	35.6
2	2	ASUB	001091	287	44	15.3		-		-	38	13.2	39	13.6		0.7	79	27.5	48	16.7	127	44.3
3	2	ASUMH	901090	90	10	11.1		-		-	16	17.8		-		2.2	18	20.0	14	15.6	32	35.6
4	2	ASUN	011949	26		11.5		-		-		23.1		-		-		23.1		23.1	12	46.2
5	2	BRTC	020522	156	14	9.0		-		-	13	8.3	35	22.4		-	48	30.8	22	14.1	70	44.9
6	2	CCCUA	022209	29		3.4		-		-		3.4		3.4		-		10.3		17.2		27.6
7	2	EACC	012260	76		3.9		-		-		5.3		-		-		5.3	16	21.1	20	26.3
8	2	MSCC	023482	26		15.4		-		-		15.4		-		-		15.4		19.2		34.6
9	2	NAC	012261	192	26	13.5		-		-	16	8.3	11	5.7		3.6	34	17.7	27	14.1	61	31.8
10	2	NPCC	012105	147	17	11.6		-		-		6.1	20	13.6		-	29	19.7	30	20.4	59	40.1
11	2	NWACC	030633	211	40	19.0		-		-	15	7.1		-		-	15	7.1	54	25.6	69	32.7
12	2	OTC	009976	84	20	23.8		-		-		10.7		1.2		-	10	11.9	14	16.7	24	28.6
13	2	OZC	020870	53		15.1		-		-		9.4		-		-		9.4		13.2	12	22.6
14	2	PCCUA	001104	65		9.2		-		-		9.2		1.5		1.5		12.3	14	21.5	22	33.8
15	2	PTC	020753	290	39	13.4		-		-	17	5.9	26	9.0		1.7	48	16.6	58	20.0	106	36.6
16	2	RMCC	021111	54		13.0		-		-		5.6		1.9		-		7.4		11.1	10	18.5
17	2	SACC	020746	72	10	13.9		-		-		9.7		9.7		4.2	17	23.6	15	20.8	32	44.4
18	2	SAUT	007738	46		13.0		-		-		15.2		-		-		15.2		8.7	11	23.9
19	2	SEAC	005707	96		9.4		-		-		5.2		5.2		2.1	12	12.5		9.4	21	21.9
20	2	UACCB	020735	48		14.6		-		-		12.5		-		2.1		14.6	13	27.1	20	41.7
21	2	UACCH	005732	118		4.2		-		-	15	12.7		6.8		2.5	26	22.0	15	12.7	41	34.7
22	2	UACCM	005245	208	24	11.5		-		-	32	15.4		3.4		-	39	18.8	41	19.7	80	38.5
2-Year Colleges				2,492	308	12.4		-		-	245	9.8	179	7.2	27	1.1	451	18.1	437	17.5	888	35.6

Cohort Year selected = 2005 and Time Period Covered = AFTER THREE (3) YEARS (from AY2005 thru AY2007) for Two-Year Colleges and Gender = MALES.

#	IT	College	FICE	Cohort	Transfers		Bacc.		Adv. Cert.		Assoc.		Tech. Cert.		Cert. Prof.		Graduates		Retained		Success	
					#	%	#	%	#	%	#	%	#	%	#	%	#	%	#	%	#	%
1	2	ANC	012860	124	11	8.9		-		-	14	11.3	10	8.1		-	24	19.4	21	16.9	45	36.3
2	2	ASUB	001091	317	45	14.2		-		-	54	17.0	41	12.9		1.3	99	31.2	46	14.5	145	45.7
3	2	ASUMH	901090	122	15	12.3		-		-	26	21.3		-		1.6	28	23.0	23	18.9	51	41.8
4	2	ASUN	011949	49		16.3		-		-		8.2	10	20.4		-	14	28.6		4.1	16	32.7
5	2	BRTC	020522	165	32	19.4		-		-		4.8	12	7.3		-	20	12.1	27	16.4	47	28.5
6	2	CCCUA	022209	28		10.7		-		-		-		-		-		-		28.6		28.6
7	2	EACC	012260	100	10	10.0		-		-	11	11.0		-		-	11	11.0	15	15.0	26	26.0
8	2	MSCC	023482	37		10.8		-		-		5.4		-		-		5.4		13.5		18.9
9	2	NAC	012261	165	20	12.1		-		-	13	7.9	18	10.9		1.2	33	20.0	19	11.5	52	31.5
10	2	NPCC	012105	139	13	9.4		-		-		5.8	22	15.8		-	30	21.6	26	18.7	56	40.3
11	2	NWACC	030633	214	33	15.4		-		-		4.2		-		0.9	11	5.1	65	30.4	76	35.5
12	2	OTC	009976	77	15	19.5		-		-		10.4		-		-		10.4	13	16.9	21	27.3
13	2	OZC	020870	55		7.3		-		-		14.5		1.8		-		16.4		14.5	17	30.9
14	2	PCCUA	001104	52		13.5		-		-		11.5		-		1.9		13.5	12	23.1	19	36.5
15	2	PTC	020753	330	47	14.2		-		-	19	5.8	28	8.5		0.3	48	14.5	82	24.8	130	39.4
16	2	RMCC	021111	41		14.6		-		-		9.8		2.4		-		12.2		2.4		14.6
17	2	SACC	020746	38		18.4		-		-		13.2		2.6		-		15.8		13.2	11	28.9
18	2	SAUT	007738	91		5.5		-		-		9.9	45	49.5		-	54	59.3	11	12.1	65	71.4
19	2	SEAC	005707	73		11.0		-		-		6.8		8.2		-	11	15.1		9.6	18	24.7
20	2	UACCB	020735	56	11	19.6		-		-	10	17.9		-		1.8	11	19.6		8.9	16	28.6
21	2	UACCH	005732	88		10.2		-		-		3.4		8.0		6.8	16	18.2	14	15.9	30	34.1
22	2	UACCM	005245	148	17	11.5		-		-	19	12.8		0.7		-	20	13.5	27	18.2	47	31.8
2-Year Colleges				2,509	330	13.2		-		-	245	9.8	203	8.1	19	0.8	467	18.6	442	17.6	909	36.2

Cohort Year selected = 2006 and Time Period Covered = AFTER THREE (3) YEARS (from AY2006 thru AY2008) for Two-Year Colleges and Gender = MALES.

#	IT	College	FICE	Cohort	Transfers		Bacc.		Adv. Cert.		Assoc.		Tech. Cert.		Cert. Prof.		Graduates		Retained		Success		
					#	%	#	%	#	%	#	%	#	%	#	%	#	%	#	%	#	%	#
1	2	ANC	012860	130		4.6		-		-	12	9.2	11	8.5		-	23	17.7	23	17.7	46	35.4	
2	2	ASUB	001091	365	62	17.0		-		-	53	14.5	45	12.3		1.6	104	28.5	59	16.2	163	44.7	
3	2	ASUMH	901090	81	11	13.6		-		-	16	19.8		-		-	16	19.8	11	13.6	27	33.3	
4	2	ASUN	011949	46		4.3		-		-		13.0	12	26.1		-	18	39.1		10.9	23	50.0	
5	2	BRTC	020522	151	17	11.3		-		-		6.0	29	19.2		0.7	39	25.8	28	18.5	67	44.4	
6	2	CCCUA	022209	28		10.7		-		-		10.7		3.6		3.6		17.9		25.0	12	42.9	
7	2	EACC	012260	83	10	12.0		-		-	11	13.3		1.2		-	12	14.5	15	18.1	27	32.5	
8	2	MSCC	023482	42		14.3		-		-		-		-		-		-	10	23.8	10	23.8	
9	2	NAC	012261	188	25	13.3		-		-	21	11.2	28	14.9		-	49	26.1	16	8.5	65	34.6	
10	2	NPCC	012105	130	12	9.2		-		-		4.6	12	9.2		-	18	13.8	33	25.4	51	39.2	
11	2	NWACC	030633	225	37	16.4		-		-		3.6		-		0.4		4.0	71	31.6	80	35.6	
12	2	OTC	009976	67		13.4		-		-		9.0		4.5		1.5	10	14.9	11	16.4	21	31.3	
13	2	OZC	020870	55		7.3		-		-		10.9		-		-		10.9		3.6		14.5	
14	2	PCCUA	001104	70		11.4		-		-	11	15.7		-		-	11	15.7		10.0	18	25.7	
15	2	PTC	020753	438	49	11.2		-		-	28	6.4	30	6.8		0.7	61	13.9	97	22.1	158	36.1	
16	2	RMCC	021111	44		11.4		-		-		9.1		2.3		-		11.4		11.4	10	22.7	
17	2	SACC	020746	25		12.0		-		-		-		4.0		-		4.0		20.0		24.0	
18	2	SAUT	007738	88		4.5		-		-	10	11.4	34	38.6		2.3	46	52.3		9.1	54	61.4	
19	2	SEAC	005707	55		5.5		-		-		10.9		3.6		1.8		16.4		12.7	16	29.1	
20	2	UACCB	020735	53		9.4		-		-		5.7		-		3.8		9.4	13	24.5	18	34.0	
21	2	UACCH	005732	68		4.4		-		-		5.9	10	14.7		11.8	22	32.4		13.2	31	45.6	
22	2	UACCM	005245	177	25	14.1		-		-	16	9.0		1.7		0.6	20	11.3	27	15.3	47	26.6	
2-Year Colleges				2,609	309	11.8		-		-	239	9.2	223	8.5		27	1.0	489	18.7	469	18.0	958	36.7

Cohort Year selected = 2007 and Time Period Covered = AFTER THREE (3) YEARS (from AY2007 thru AY2009) for Two-Year Colleges and Gender = MALES.

#	IT	College	FICE	Cohort	Transfers		Bacc.		Adv. Cert.		Assoc.		Tech. Cert.		Cert. Prof.		Graduates		Retained		Success		
					#	%	#	%	#	%	#	%	#	%	#	%	#	%	#	%	#	%	#
1	2	ANC	012860	96	10	10.4		-		-	17	17.7		8.3		-	25	26.0	12	12.5	37	38.5	
2	2	ASUB	001091	315	39	12.4		-		-	46	14.6	38	12.1		0.6	86	27.3	46	14.6	132	41.9	
3	2	ASUMH	901090	63		9.5		-		-	14	22.2		-		3.2	16	25.4	13	20.6	29	46.0	
4	2	ASUN	011949	53	12	22.6		-		-		17.0		15.1		-	17	32.1	10	18.9	27	50.9	
5	2	BRTC	020522	154	24	15.6		-		-	13	8.4	33	21.4		-	46	29.9	17	11.0	63	40.9	
6	2	CCCUA	022209	38		15.8		-		-		10.5		-		-		10.5		21.1	12	31.6	
7	2	EACC	012260	80	17	21.3		-		-		3.8		2.5		-		6.3	12	15.0	17	21.3	
8	2	MSCC	023482	54		11.1		-		-		1.9		-		-		1.9	15	27.8	16	29.6	
9	2	NAC	012261	164	26	15.9		-		-	20	12.2	14	8.5		-	34	20.7	23	14.0	57	34.8	
10	2	NPCC	012105	110		6.4		-		-	10	9.1	10	9.1		0.9	21	19.1	18	16.4	39	35.5	
11	2	NWACC	030633	272	37	13.6		-		-	14	5.1		-		0.7	16	5.9	74	27.2	90	33.1	
12	2	OTC	009976	58		15.5		-		-		10.3		-		-		10.3	13	22.4	19	32.8	
13	2	OZC	020870	48		8.3		-		-		14.6		-		-		14.6		10.4	12	25.0	
14	2	PCCUA	001104	46		8.7		-		-		15.2		-		-		15.2		6.5	10	21.7	
15	2	PTC	020753	345	34	9.9		-		-	19	5.5	25	7.2		0.6	46	13.3	77	22.3	123	35.7	
16	2	RMCC	021111	43		14.0		-		-		7.0		-		-		7.0		14.0		20.9	
17	2	SACC	020746	20		20.0		-		-		-		-		5.0		5.0		20.0		25.0	
18	2	SAUT	007738	92		5.4		-		-		8.7	27	29.3		10	10.9	45	48.9	6.5	51	55.4	
19	2	SEAC	005707	67		10.4		-		-		3.0		3.0		1.5		7.5	17	25.4	22	32.8	
20	2	UACCB	020735	61	10	16.4		-		-		11.5		1.6		-		13.1	12	19.7	20	32.8	
21	2	UACCH	005732	59		10.2		-		-		13.6		8.5		5.1	16	27.1	10	16.9	26	44.1	
22	2	UACCM	005245	196	31	15.8		-		-	29	14.8		0.5		2.0	34	17.3	31	15.8	65	33.2	
2-Year Colleges				2,434	310	12.7		-		-	247	10.1	174	7.1		28	1.2	449	18.4	432	17.7	881	36.2

Cohort Year selected = **2008** and Time Period Covered = AFTER THREE (3) YEARS (from AY2008 thru AY2010) for Two-Year Colleges and Gender = **MALES**.

#	IT	College	FICE	Cohort	Transfers		Bacc.		Adv. Cert.		Assoc.		Tech. Cert.		Cert. Prof.		Graduates		Retained		Success	
					#	%	#	%	#	%	#	%	#	%	#	%	#	%	#	%	#	%
1	2	ANC	012860	97		9.3		-			11	11.3	12	12.4			23	23.7	18	18.6	41	42.3
2	2	ASUB	001091	338	32	9.5		-			69	20.4	33	9.8	11	3.3	113	33.4	46	13.6	159	47.0
3	2	ASUMH	901090	82		4.9		-			15	18.3		-		1.2	16	19.5	20	24.4	36	43.9
4	2	ASUN	011949	58	10	17.2		-				12.1	10	17.2		-	17	29.3		10.3	23	39.7
5	2	BRTC	020522	195	14	7.2		-			26	13.3	46	23.6		0.5	73	37.4	27	13.8	100	51.3
6	2	CCCUA	022209	61	10	16.4		-				6.6	4.9		3.3		14.8	12	19.7	21	34.4	
7	2	EACC	012260	97	15	15.5		-				5.2	10	10.3		-	15	15.5	21	21.6	36	37.1
8	2	MSSC	023482	59		6.8		-				11.9				-	11.9		13.6	15	25.4	
9	2	NAC	012261	206	25	12.1		-			22	10.7	16	7.8		1.5	41	19.9	44	21.4	85	41.3
10	2	NPCC	012105	133	13	9.8		-			11	8.3	25	18.8		0.8	37	27.8	28	21.1	65	48.9
11	2	NWACC	030633	284	32	11.3		-			22	7.7		-		0.7	24	8.5	86	30.3	110	38.7
12	2	OTC	009976	52		15.4		-				17.3	1.9		1.9		11	21.2		7.7	15	28.8
13	2	OZC	020870	57		14.0		-				14.0	1.8		-		15.8	10	17.5	19	33.3	
14	2	PCCUA	001104	42		16.7		-				11.9	2.4		-		14.3		21.4	15	35.7	
15	2	PTC	020753	356	30	8.4		-			23	6.5	33	9.3		1.4	61	17.1	87	24.4	148	41.6
16	2	RMCC	021111	43		14.0		-				2.3	2.3		-		4.7		7.0		11.6	
17	2	SACC	020746	38		18.4		-				2.6			7.9		10.5		23.7	13	34.2	
18	2	SAUT	007738	113		4.4		-			15	13.3	23	20.4		7.1	46	40.7	11	9.7	57	50.4
19	2	SEAC	005707	64		3.1		-				4.7	3.1		-		7.8	16	25.0	21	32.8	
20	2	UACCB	020735	74	10	13.5		-				5.4			5.4		10.8	12	16.2	20	27.0	
21	2	UACCH	005732	88		3.4		-			11	12.5		4.5		2.3	17	19.3	14	15.9	31	35.2
22	2	UACCM	005245	219	27	12.3		-			40	18.3		1.4		0.9	45	20.5	41	18.7	86	39.3
2-Year Colleges				2,756	281	10.2		-			319	11.6	224	8.1	46	1.7	589	21.4	532	19.3	1,121	40.7

ADHE Graduation Rate Calculation - 2-Year Colleges - BY GENDER (FEMALES)

Cohort Year selected = **2004** and Time Period Covered = AFTER THREE (3) YEARS (from AY2004 thru AY2006) for Two-Year Colleges and Gender = **FEMALES**.

#	IT	College	FICE	Cohort	Transfers		Bacc.		Adv. Cert.		Assoc.		Tech. Cert.		Cert. Prof.		Graduates		Retained		Success	
					#	%	#	%	#	%	#	%	#	%	#	%	#	%	#	%	#	%
1	2	ANC	012860	213	15	7.0		-			26	12.2	21	9.9		-	47	22.1	36	16.9	83	39.0
2	2	ASUB	001091	366	47	12.8		-			75	20.5	27	7.4		0.3	103	28.1	76	20.8	179	48.9
3	2	ASUMH	901090	152	18	11.8		-			24	15.8		4.6		1.3	33	21.7	13	8.6	46	30.3
4	2	ASUN	011949	38		10.5		-				23.7		5.3		-	11	28.9		13.2	16	42.1
5	2	BRTC	020522	184	28	15.2		-			27	14.7		2.2		-	31	16.8	47	25.5	78	42.4
6	2	CCCUA	022209	59		8.5		-				11.9			1.7		13.6	13	22.0	21	35.6	
7	2	EACC	012260	176	17	9.7		-			16	9.1		-		-	16	9.1	38	21.6	54	30.7
8	2	MSSC	023482	36		19.4		-			13	36.1		-		-	13	36.1		16.7	19	52.8
9	2	NAC	012261	243	21	8.6		-			41	16.9		3.3		-	49	20.2	62	25.5	111	45.7
10	2	NPCC	012105	175	14	8.0		-			11	6.3		2.3		-	15	8.6	45	25.7	60	34.3
11	2	NWACC	030633	254	35	13.8		-			18	7.1		-		-	18	7.1	93	36.6	111	43.7
12	2	OTC	009976	120	11	9.2		-			19	15.8	15	12.5		0.8	35	29.2	23	19.2	58	48.3
13	2	OZC	020870	91		9.9		-			12	13.2		-		-	12	13.2	20	22.0	32	35.2
14	2	PCCUA	001104	165	15	9.1		-			17	10.3		-		-	17	10.3	48	29.1	65	39.4
15	2	PTC	020753	417	45	10.8		-			32	7.7		2.2	27	6.5	68	16.3	145	34.8	213	51.1
16	2	RMCC	021111	93	12	12.9		-			10	10.8		5.4		-	15	16.1	18	19.4	33	35.5
17	2	SACC	020746	140	18	12.9		-			27	19.3		5.7		-	35	25.0	23	16.4	58	41.4
18	2	SAUT	007738	61	11	18.0		-				9.8		3.3		-	13.1	11	18.0	19	31.1	
19	2	SEAC	005707	165	20	12.1		-			14	8.5		-		1.2	16	9.7	41	24.8	57	34.5
20	2	UACCB	020735	81	12	14.8		-				4.9			10	12.3	14	17.3	23	28.4	37	45.7
21	2	UACCH	005732	132	12	9.1		-			15	11.4		1.5		0.8	18	13.6	26	19.7	44	33.3
22	2	UACCM	005245	254	21	8.3		-			38	15.0		3.5		-	47	18.5	45	17.7	92	36.2
2-Year Colleges				3,615	397	11.0		-			461	12.8	123	3.4	45	1.2	629	17.4	857	23.7	1,486	41.1

Cohort Year selected = 2005 and Time Period Covered = AFTER THREE (3) YEARS (from AY2005 thru AY2007) for Two-Year Colleges and Gender = FEMALES.

#	IT	College	FICE	Cohort	Transfers		Bacc.		Adv. Cert.		Assoc.		Tech. Cert.		Cert. Prof.		Graduates		Retained		Success		
					#	%	#	%	#	%	#	%	#	%	#	%	#	%	#	%	#	%	
1	2	ANC	012860	212		3.3		-		-	24	11.3	10	4.7		-	34	16.0	50	23.6	84	39.6	
2	2	ASUB	001091	375	39	10.4		-		-	104	27.7	38	10.1		0.5	144	38.4	58	15.5	202	53.9	
3	2	ASUMH	901090	122	21	17.2		-		-	20	16.4		-		-	20	16.4	19	15.6	39	32.0	
4	2	ASUN	011949	50		12.0		-		-		16.0		2.0		-		18.0	15	30.0	24	48.0	
5	2	BRTC	020522	156	21	13.5		-		-	22	14.1		1.9		0.6	26	16.7	38	24.4	64	41.0	
6	2	CCCUA	022209	50		2.0		-		-		14.0		2.0		2.0		18.0	16	32.0	25	50.0	
7	2	EACC	012260	160	14	8.8		-		-	16	10.0		-		-	16	10.0	38	23.8	54	33.8	
8	2	MSCC	023482	82		6.1		-		-	11	13.4		-		-	11	13.4	21	25.6	32	39.0	
9	2	NAC	012261	226	17	7.5		-		-	43	19.0		1.3		0.9	48	21.2	52	23.0	100	44.2	
10	2	NPCC	012105	196	12	6.1		-		-	26	13.3		0.5		-	27	13.8	50	25.5	77	39.3	
11	2	NWACC	030633	297	44	14.8		-		-	23	7.7		-		-	23	7.7	87	29.3	110	37.0	
12	2	OTC	009976	112	14	12.5		-		-	15	13.4	14	12.5		5.4	35	31.3	12	10.7	47	42.0	
13	2	OZC	020870	94	10	10.6		-		-	10	10.6		1.1		-	11	11.7	28	29.8	39	41.5	
14	2	PCCUA	001104	123	14	11.4		-		-	18	14.6		0.8		-	19	15.4	23	18.7	42	34.1	
15	2	PTC	020753	449	41	9.1		-		-	39	8.7		1.6		1.8	54	12.0	172	38.3	226	50.3	
16	2	RMCC	021111	123		6.5		-		-	17	13.8		4.9		-	23	18.7	18	14.6	41	33.3	
17	2	SACC	020746	123	15	12.2		-		-		6.5		3.3		0.8	13	10.6	22	17.9	35	28.5	
18	2	SAUT	007738	38		15.8		-		-		10.5		10.5		-		21.1		13.2	13	34.2	
19	2	SEAC	005707	158	11	7.0		-		-	14	8.9		-		-	14	8.9	42	26.6	56	35.4	
20	2	UACCB	020735	93	13	14.0		-		-	10	10.8		-		7.5	17	18.3	20	21.5	37	39.8	
21	2	UACCH	005732	147	20	13.6		-		-	13	8.8		0.7		0.7	15	10.2	33	22.4	48	32.7	
22	2	UACCM	005245	164	14	8.5		-		-	21	12.8		-		-	21	12.8	36	22.0	57	34.8	
2-Year Colleges				3,550	353	9.9		-		-	473	13.3	95	2.7		29	0.8	597	16.8	855	24.1	1,452	40.9

Cohort Year selected = 2006 and Time Period Covered = AFTER THREE (3) YEARS (from AY2006 thru AY2008) for Two-Year Colleges and Gender = FEMALES.

#	IT	College	FICE	Cohort	Transfers		Bacc.		Adv. Cert.		Assoc.		Tech. Cert.		Cert. Prof.		Graduates		Retained		Success		
					#	%	#	%	#	%	#	%	#	%	#	%	#	%	#	%	#	%	
1	2	ANC	012860	205		4.4		-		-	25	12.2	11	5.4		-	36	17.6	39	19.0	75	36.6	
2	2	ASUB	001091	390	42	10.8		-		-	103	26.4	23	5.9		1.0	130	33.3	68	17.4	198	50.8	
3	2	ASUMH	901090	99	13	13.1		-		-	16	16.2		2.0		2.0	20	20.2	16	16.2	36	36.4	
4	2	ASUN	011949	61		6.6		-		-		6.6		-		-		6.6	16	26.2	20	32.8	
5	2	BRTC	020522	160	15	9.4		-		-	20	12.5		1.3		2.5	26	16.3	43	26.9	69	43.1	
6	2	CCCUA	022209	72		12.5		-		-	14	19.4		-		-	14	19.4	26	36.1	40	55.6	
7	2	EACC	012260	148		6.1		-		-	26	17.6		-		-	26	17.6	35	23.6	61	41.2	
8	2	MSCC	023482	86		7.0		-		-	10	11.6		-		-	10	11.6	22	25.6	32	37.2	
9	2	NAC	012261	194	31	16.0		-		-	37	19.1		1.5		-	40	20.6	32	16.5	72	37.1	
10	2	NPCC	012105	156	15	9.6		-		-	21	13.5		-		-	21	13.5	31	19.9	52	33.3	
11	2	NWACC	030633	291	35	12.0		-		-	29	10.0		-		-	29	10.0	80	27.5	109	37.5	
12	2	OTC	009976	109	19	17.4		-		-	14	12.8	13	11.9		0.9	28	25.7	12	11.0	40	36.7	
13	2	OZC	020870	127	11	8.7		-		-	13	10.2		0.8		0.8	15	11.8	33	26.0	48	37.8	
14	2	PCCUA	001104	129	23	17.8		-		-	11	8.5		-		-	11	8.5	29	22.5	40	31.0	
15	2	PTC	020753	556	51	9.2		-		-	39	7.0	10	1.8		0.9	54	9.7	197	35.4	251	45.1	
16	2	RMCC	021111	78	10	12.8		-		-	10	12.8		3.8		-	13	16.7		9.0	20	25.6	
17	2	SACC	020746	81		4.9		-		-		8.6		6.2		-	12	14.8	24	29.6	36	44.4	
18	2	SAUT	007738	56		12.5		-		-		16.1		5.4		-	12	21.4		8.9	17	30.4	
19	2	SEAC	005707	117		6.8		-		-		6.8		0.9		-		7.7	35	29.9	44	37.6	
20	2	UACCB	020735	89		9.0		-		-	11	12.4		2.2		3.4	16	18.0	30	33.7	46	51.7	
21	2	UACCH	005732	119	13	10.9		-		-	16	13.4		-		4.2	21	17.6	38	31.9	59	49.6	
22	2	UACCM	005245	247	33	13.4		-		-	16	6.5		0.4		0.4	18	7.3	59	23.9	77	31.2	
2-Year Colleges				3,570	375	10.5		-		-	459	12.9	80	2.2		26	0.7	565	15.8	877	24.6	1,442	40.4

Cohort Year selected = **2007** and Time Period Covered = AFTER THREE (3) YEARS (from AY2007 thru AY2009) for Two-Year Colleges and Gender = **FEMALES**.

#	IT	College	FICE	Cohort	Transfers		Bacc.		Adv. Cert.		Assoc.		Tech. Cert.		Cert. Prof.		Graduates		Retained		Success	
					#	%	#	%	#	%	#	%	#	%	#	%	#	%	#	%	#	%
1	2	ANC	012860	172	10	5.8					17	9.9	13	7.6		1.2	32	18.6	31	18.0	63	36.6
2	2	ASUB	001091	427	47	11.0					90	21.1	28	6.6		1.4	124	29.0	76	17.8	200	46.8
3	2	ASUMH	901090	103	16	15.5					17	16.5		3.9	12	11.7	33	32.0	18	17.5	51	49.5
4	2	ASUN	011949	74		6.8					15	20.3		1.4		-	16	21.6	15	20.3	31	41.9
5	2	BRTC	020522	201	21	10.4					13	6.5		1.0		2.5	20	10.0	54	26.9	74	36.8
6	2	CCCUA	022209	47		10.6						10.6				-		10.6	14	29.8	19	40.4
7	2	EACC	012260	168	21	12.5					20	11.9				-	20	11.9	37	22.0	57	33.9
8	2	MSCC	023482	87	10	11.5						5.7				-		5.7	20	23.0	25	28.7
9	2	NAC	012261	176	15	8.5					36	20.5	10	5.7			46	26.1	33	18.8	79	44.9
10	2	NPCC	012105	144	11	7.6					15	10.4				0.7	16	11.1	39	27.1	55	38.2
11	2	NWACC	030633	280	33	11.8					31	11.1				0.7	33	11.8	95	33.9	128	45.7
12	2	OTC	009976	95	21	22.1					16	16.8		9.5		5.3	30	31.6	12	12.6	42	44.2
13	2	OZC	020870	108	13	12.0					24	22.2				3.7	28	25.9	23	21.3	51	47.2
14	2	PCCUA	001104	81		7.4					11	13.6		1.2			12	14.8	28	34.6	40	49.4
15	2	PTC	020753	487	56	11.5					49	10.1	11	2.3		1.2	66	13.6	155	31.8	221	45.4
16	2	RMCC	021111	89	14	15.7					17	19.1		3.4			20	22.5	17	19.1	37	41.6
17	2	SACC	020746	79		7.6						5.1		2.5				7.6	33	41.8	39	49.4
18	2	SAUT	007738	49		10.2						18.4		14.3			16	32.7		12.2	22	44.9
19	2	SEAC	005707	107		8.4						7.5						7.5	38	35.5	46	43.0
20	2	UACCB	020735	102		7.8					21	20.6				1.0	22	21.6	34	33.3	56	54.9
21	2	UACCH	005732	102	13	12.7					12	11.8				2.9	15	14.7	22	21.6	37	36.3
22	2	UACCM	005245	219	33	15.1					23	10.5					23	10.5	35	16.0	58	26.5
2-Year Colleges				3,397	378	11.1					458	13.5	91	2.7	47	1.4	596	17.5	835	24.6	1,431	42.1

Cohort Year selected = **2008** and Time Period Covered = AFTER THREE (3) YEARS (from AY2008 thru AY2010) for Two-Year Colleges and Gender = **FEMALES**.

#	IT	College	FICE	Cohort	Transfers		Bacc.		Adv. Cert.		Assoc.		Tech. Cert.		Cert. Prof.		Graduates		Retained		Success	
					#	%	#	%	#	%	#	%	#	%	#	%	#	%	#	%	#	%
1	2	ANC	012860	189	14	7.4					24	12.7	12	6.3			36	19.0	43	22.8	79	41.8
2	2	ASUB	001091	427	45	10.5					102	23.9	18	4.2		1.4	126	29.5	96	22.5	222	52.0
3	2	ASUMH	901090	111		8.1					31	27.9		2.7	12	10.8	46	41.4	16	14.4	62	55.9
4	2	ASUN	011949	63		9.5						14.3		3.2			11	17.5	15	23.8	26	41.3
5	2	BRTC	020522	240	15	6.3					43	17.9		3.3		2.1	56	23.3	69	28.8	125	52.1
6	2	CCCUA	022209	72	10	13.9						8.3		5.6		4.2	13	18.1	22	30.6	35	48.6
7	2	EACC	012260	150	13	8.7					20	13.3		0.7			21	14.0	45	30.0	66	44.0
8	2	MSCC	023482	91		9.9						8.8						8.8	32	35.2	40	44.0
9	2	NAC	012261	194	21	10.8					27	13.9		3.6			34	17.5	45	23.2	79	40.7
10	2	NPCC	012105	174	14	8.0					21	12.1				0.6	22	12.6	56	32.2	78	44.8
11	2	NWACC	030633	372	50	13.4					48	12.9				0.3	49	13.2	120	32.3	169	45.4
12	2	OTC	009976	103		8.7					12	11.7	18	17.5		1.0	31	30.1	15	14.6	46	44.7
13	2	OZC	020870	157	11	7.0					20	12.7				3.8	26	16.6	41	26.1	67	42.7
14	2	PCCUA	001104	80	10	12.5					14	17.5		5.0			18	22.5	14	17.5	32	40.0
15	2	PTC	020753	536	43	8.0					38	7.1	16	3.0			54	10.1	199	37.1	253	47.2
16	2	RMCC	021111	72	14	19.4					14	19.4		1.4			15	20.8	13	18.1	28	38.9
17	2	SACC	020746	89		7.9						7.9		1.1				10.1	30	33.7	39	43.8
18	2	SAUT	007738	83		9.6					17	20.5		4.8			21	25.3	16	19.3	37	44.6
19	2	SEAC	005707	151	13	8.6					11	7.3				1.3	13	8.6	49	32.5	62	41.1
20	2	UACCB	020735	146	17	11.6					17	11.6			33	22.6	50	34.2	19	13.0	69	47.3
21	2	UACCH	005732	161	12	7.5					21	13.0				4.3	28	17.4	40	24.8	68	42.2
22	2	UACCM	005245	264	28	10.6					47	17.8		0.4			48	18.2	57	21.6	105	39.8
2-Year Colleges				3,925	378	9.6					557	14.2	100	2.5	78	2.0	735	18.7	1,052	26.8	1,787	45.5

NOTES: (1) When a student received more than one award, only the highest award was counted.
 (2) Student and Graduate counts of less than ten (10) are not shown due to FERPA.

ADHE Graduation Rate Calculation - 4-Year Universities - BY RACE/ETHNICITY (ASIAN/PACIFIC ISLANDER)

Cohort Year selected = **2001** and Time Period Covered = AFTER SIX (6) YEARS (from AY2001 thru AY2006) for Four-Year Universities and Gender = **ASIAN/PACIFIC ISLANDER**.

#	IT	College	FICE	Cohort	Transfers		Bacc.		Adv. Cert.		Assoc.		Tech. Cert.		Cert. Prof.		Graduates		Retained		Success	
					#	%	#	%	#	%	#	%	#	%	#	%	#	%	#	%	#	%
1	1	ASUJ	001090	11		27.3		18.2		-		-		-		-		18.2		9.1		27.3
2	1	ATU	001089	10		20.0		50.0		-		-		-		-		50.0		10.0		60.0
3	1	HSU	001098			50.0		50.0		-		-		-		-		50.0		-		50.0
4	1	SAUM	001107			-		-		-		-		-		-		-		-		-
5	1	UAF	001108	58		15.5	36	62.1		-		-		-		-	36	62.1		3.4	38	65.5
6	1	UAFS	001110	29		10.3		6.9		-	13.8		-		-	-		20.7		20.7	12	41.4
7	1	UALR	001101	17		23.5	11	64.7		-		-		-		-	11	64.7		-	11	64.7
8	1	UAM	001085			-		50.0		-		-		-		-		50.0		-		50.0
9	1	UAMS	001109			-		-		-		-		-		-		-		-		-
10	1	UAPB	001086			-		-		-		-		-		-		-		-		-
11	1	UCA	001092	20		30.0	10	50.0		-		-		-		-	10	50.0		-	10	50.0
4-Year Universities				150	28	18.7	68	45.3		-	2.7		-		-	-	72	48.0	10	6.7	82	54.7

Cohort Year selected = **2002** and Time Period Covered = AFTER SIX (6) YEARS (from AY2002 thru AY2007) for Four-Year Universities and Gender = **ASIAN/PACIFIC ISLANDER**.

#	IT	College	FICE	Cohort	Transfers		Bacc.		Adv. Cert.		Assoc.		Tech. Cert.		Cert. Prof.		Graduates		Retained		Success	
					#	%	#	%	#	%	#	%	#	%	#	%	#	%	#	%	#	%
1	1	ASUJ	001090	10		10.0		20.0		-		-		-		-		20.0		-		20.0
2	1	ATU	001089	11		36.4		36.4		-		-		-		-		36.4		9.1		45.5
3	1	HSU	001098			-		-		-		-		-		-		-		-		-
4	1	SAUM	001107			-		66.7		-		-		-		-		66.7		33.3		100.0
5	1	UAF	001108	51	13	25.5	34	66.7		-		-		-		-	34	66.7		-	34	66.7
6	1	UAFS	001110	33		15.2		9.1		-	3.0		-		-	-		12.1		9.1		21.2
7	1	UALR	001101	11		18.2		27.3		-		-		-		-		27.3		18.2		45.5
8	1	UAM	001085			-		50.0		-		-		-		-		50.0		50.0		100.0
9	1	UAMS	001109			-		-		-		-		-		-		-		-		-
10	1	UAPB	001086			-		-		-		-		-		-		-		-		-
11	1	UCA	001092	15		13.3		46.7		-		-		-		-		46.7		-		46.7
4-Year Universities				137	27	19.7	56	40.9		-	0.7		-		-	-	57	41.6	5.8	65	47.4	

Cohort Year selected = **2003** and Time Period Covered = AFTER SIX (6) YEARS (from AY2003 thru AY2008) for Four-Year Universities and Gender = **ASIAN/PACIFIC ISLANDER**.

#	IT	College	FICE	Cohort	Transfers		Bacc.		Adv. Cert.		Assoc.		Tech. Cert.		Cert. Prof.		Graduates		Retained		Success	
					#	%	#	%	#	%	#	%	#	%	#	%	#	%	#	%	#	%
1	1	ASUJ	001090	19		21.1		26.3		-		-		-		-		26.3		10.5		36.8
2	1	ATU	001089			25.0		25.0		-		-		-		-		25.0		12.5		37.5
3	1	HSU	001098			-		50.0		-		-		-		-		50.0		-		50.0
4	1	SAUM	001107			50.0		-		-		-		-		-		-		-		-
5	1	UAF	001108	53	10	18.9	35	66.0		-		-		-		-	35	66.0		3.8	37	69.8
6	1	UAFS	001110	41		17.1		9.8		-	9.8		-		-	-		19.5		17.1	15	36.6
7	1	UALR	001101	10		20.0		30.0		-		-		-		-		30.0		30.0		60.0
8	1	UAM	001085			-		100.0		-		-		-		-		100.0		-		100.0
9	1	UAMS	001109			-		-		-		-		-		-		-		-		-
10	1	UAPB	001086			-		-		-		-		-		-		-		-		-
11	1	UCA	001092	17		29.4		41.2		-		-		-		-		41.2		5.9		47.1
4-Year Universities				153	31	20.3	58	37.9		-	2.6		-		-	-	62	40.5	16	10.5	78	51.0

Cohort Year selected = 2004 and Time Period Covered = AFTER SIX (6) YEARS (from AY2004 thru AY2009) for Four-Year Universities and Gender = ASIAN/PACIFIC ISLANDER.

#	IT	College	FICE	Cohort	Transfers		Bacc.		Adv. Cert.		Assoc.		Tech. Cert.		Cert. Prof.		Graduates		Retained		Success		
					#	%	#	%	#	%	#	%	#	%	#	%	#	%	#	%	#	%	
1	1	ASUJ	001090	13		15.4		46.2		-		-		-		-		46.2		7.7		53.8	
2	1	ATU	001089	14		35.7		35.7		-		-		-		-		35.7		7.1		42.9	
3	1	HSU	001098			50.0		50.0		-		-		-		-		50.0		-		50.0	
4	1	SAUM	001107			-		80.0		-		-		-		-		80.0		-		80.0	
5	1	UAF	001108	63		14.3	41	65.1		-		-		-		-	41	65.1		6.3	45	71.4	
6	1	UAFS	001110	31		9.7		16.1		-		3.2		-		-		19.4		22.6	13	41.9	
7	1	UALR	001101	13		15.4		46.2		-		-		-		-		46.2		-		46.2	
8	1	UAM	001085			25.0		50.0		-		-		-		-		50.0		-		50.0	
9	1	UAMS	001109			-		-		-		-		-		-		-		-		-	
10	1	UAPB	001086			100.0		-		-		-		-		-		-		-		-	
11	1	UCA	001092	44		13.6	30	68.2		-		-		-		-	30	68.2		2.3	31	70.5	
4-Year Universities				190		30	15.8	100	52.6		-		0.5		-		-	101	53.2	14	7.4	115	60.5

Cohort Year selected = 2005 and Time Period Covered = AFTER SIX (6) YEARS (from AY2005 thru AY2010) for Four-Year Universities and Gender = ASIAN/PACIFIC ISLANDER.

#	IT	College	FICE	Cohort	Transfers		Bacc.		Adv. Cert.		Assoc.		Tech. Cert.		Cert. Prof.		Graduates		Retained		Success		
					#	%	#	%	#	%	#	%	#	%	#	%	#	%	#	%	#	%	
1	1	ASUJ	001090			40.0		40.0		-		-		-		-		40.0		20.0		60.0	
2	1	ATU	001089	14		28.6		21.4		-		-		-		-		21.4		14.3		35.7	
3	1	HSU	001098			50.0		-		-		-		-		-		-		-		-	
4	1	SAUM	001107			-		50.0		-		-		-		-		50.0		-		50.0	
5	1	UAF	001108	61		11.5	41	67.2		-		-		-		-	41	67.2		3.3	43	70.5	
6	1	UAFS	001110	37		13.5		10.8		-		10.8		-		-		21.6		24.3	17	45.9	
7	1	UALR	001101	15		20.0		20.0		-		-		-		-		20.0		6.7		26.7	
8	1	UAM	001085			-		100.0		-		-		-		-		100.0		-		100.0	
9	1	UAMS	001109			-		-		-		-		-		-		-		-		-	
10	1	UAPB	001086			50.0		50.0		-		-		-		-		50.0		-		50.0	
11	1	UCA	001092	40		22.5	17	42.5		-		-		-		-	17	42.5		10.0	21	52.5	
4-Year Universities				183		33	18.0	74	40.4		-		2.2		-		-	78	42.6	19	10.4	97	53.0

ADHE Graduation Rate Calculation - 4-Year Universities - BY RACE/ETHNICITY (BLACK)

Cohort Year selected = 2001 and Time Period Covered = AFTER SIX (6) YEARS (from AY2001 thru AY2006) for Four-Year Universities and Gender = BLACK.

#	IT	College	FICE	Cohort	Transfers		Bacc.		Adv. Cert.		Assoc.		Tech. Cert.		Cert. Prof.		Graduates		Retained		Success		
					#	%	#	%	#	%	#	%	#	%	#	%	#	%	#	%	#	%	
1	1	ASUJ	001090	256	49	19.1	85	33.2		-		-		-		-	85	33.2	18	7.0	103	40.2	
2	1	ATU	001089	49	21	42.9		18.4		-		-		-		-		18.4		6.1	12	24.5	
3	1	HSU	001098	89	30	33.7	22	24.7		-		-		-		-	22	24.7		10.1	31	34.8	
4	1	SAUM	001107	161	25	15.5	54	33.5		-		0.6		-		-	55	34.2		5.6	64	39.8	
5	1	UAF	001108	143	34	23.8	63	44.1		-		-		-		-	63	44.1		6.3	72	50.3	
6	1	UAFS	001110	34		11.8		-		-		11.8		-		-		11.8			14.7	26.5	
7	1	UALR	001101	329	75	22.8	55	16.7		-		0.3		-		-	56	17.0	38	11.6	94	28.6	
8	1	UAM	001085	109	19	17.4	12	11.0		-		-		-		-	12	11.0	10	9.2	22	20.2	
9	1	UAMS	001109			-		-		-		-		-		-		-		-		-	
10	1	UAPB	001086	617	70	11.3	180	29.2		-		-		-		-	180	29.2	67	10.9	247	40.0	
11	1	UCA	001092	247	80	32.4	95	38.5		-		-		-		-	95	38.5	16	6.5	111	44.9	
4-Year Universities				2,034	407	20.0	575	28.3		-		0.3		-		-	-	581	28.6	184	9.0	765	37.6

Cohort Year selected = **2002** and Time Period Covered = AFTER SIX (6) YEARS (from AY2002 thru AY2007) for Four-Year Universities and Gender = **BLACK**.

#	IT	College	FICE	Cohort	Transfers		Bacc.		Adv. Cert.		Assoc.		Tech. Cert.		Cert. Prof.		Graduates		Retained		Success		
					#	%	#	%	#	%	#	%	#	%	#	%	#	%	#	%	#	%	#
1	1	ASUJ	001090	229	50	21.8	62	27.1	-	-	-	-	-	-	-	-	62	27.1	18	7.9	80	34.9	
2	1	ATU	001089	60	18	30.0	10	16.7	-	-	-	-	-	-	-	-	10	16.7	-	5.0	13	21.7	
3	1	HSU	001098	88	22	25.0	23	26.1	-	-	-	-	-	-	-	-	23	26.1	13	14.8	36	40.9	
4	1	SAUM	001107	145	21	14.5	40	27.6	-	-	0.7	-	-	-	-	-	41	28.3	-	5.5	49	33.8	
5	1	UAF	001108	120	23	19.2	56	46.7	-	-	-	-	-	-	-	-	56	46.7	-	5.8	63	52.5	
6	1	UAFS	001110	42	-	11.9	-	-	-	-	9.5	-	-	-	-	-	-	9.5	-	7.1	-	16.7	
7	1	UALR	001101	265	53	20.0	32	12.1	-	-	0.4	-	-	-	-	-	33	12.5	44	16.6	77	29.1	
8	1	UAM	001085	89	18	20.2	-	10.1	-	-	-	-	-	-	-	-	-	10.1	-	10.1	18	20.2	
9	1	UAMS	001109	-	-	-	-	-	-	-	-	-	-	-	-	-	-	-	-	-	-	-	
10	1	UAPB	001086	692	80	11.6	227	32.8	-	-	-	-	-	-	-	-	227	32.8	49	7.1	276	39.9	
11	1	UCA	001092	310	85	27.4	111	35.8	-	-	-	-	-	-	-	-	111	35.8	31	10.0	142	45.8	
4-Year Universities				2,040	375	18.4	570	27.9	-	-	0.3	-	-	-	-	-	-	576	28.2	185	9.1	761	37.3

Cohort Year selected = **2003** and Time Period Covered = AFTER SIX (6) YEARS (from AY2003 thru AY2008) for Four-Year Universities and Gender = **BLACK**.

#	IT	College	FICE	Cohort	Transfers		Bacc.		Adv. Cert.		Assoc.		Tech. Cert.		Cert. Prof.		Graduates		Retained		Success		
					#	%	#	%	#	%	#	%	#	%	#	%	#	%	#	%	#	%	#
1	1	ASUJ	001090	228	41	18.0	49	21.5	-	-	-	-	-	-	-	-	49	21.5	15	6.6	64	28.1	
2	1	ATU	001089	62	18	29.0	11	17.7	-	-	-	-	-	-	-	-	11	17.7	-	1.6	12	19.4	
3	1	HSU	001098	80	21	26.3	30	37.5	-	-	-	-	-	-	-	-	30	37.5	-	11.3	39	48.8	
4	1	SAUM	001107	148	29	19.6	40	27.0	-	-	0.7	-	-	-	-	-	41	27.7	-	4.7	48	32.4	
5	1	UAF	001108	149	26	17.4	61	40.9	-	-	-	-	-	-	-	-	61	40.9	14	9.4	75	50.3	
6	1	UAFS	001110	46	-	6.5	-	4.3	-	-	19.6	-	-	-	-	-	11	23.9	-	8.7	15	32.6	
7	1	UALR	001101	272	70	25.7	26	9.6	-	-	-	-	-	-	-	-	26	9.6	35	12.9	61	22.4	
8	1	UAM	001085	140	24	17.1	15	10.7	-	-	0.7	-	-	-	-	-	16	11.4	14	10.0	30	21.4	
9	1	UAMS	001109	-	-	-	-	-	-	-	-	-	-	-	-	-	-	-	-	-	-	-	
10	1	UAPB	001086	699	104	14.9	192	27.5	-	-	-	-	-	-	-	-	192	27.5	57	8.2	249	35.6	
11	1	UCA	001092	299	100	33.4	76	25.4	-	-	-	-	-	-	-	-	76	25.4	28	9.4	104	34.8	
4-Year Universities				2,123	436	20.5	502	23.6	-	-	11	0.5	-	-	-	-	-	513	24.2	184	8.7	697	32.8

Cohort Year selected = **2004** and Time Period Covered = AFTER SIX (6) YEARS (from AY2004 thru AY2009) for Four-Year Universities and Gender = **BLACK**.

#	IT	College	FICE	Cohort	Transfers		Bacc.		Adv. Cert.		Assoc.		Tech. Cert.		Cert. Prof.		Graduates		Retained		Success		
					#	%	#	%	#	%	#	%	#	%	#	%	#	%	#	%	#	%	#
1	1	ASUJ	001090	237	41	17.3	70	29.5	-	-	-	-	-	-	-	-	70	29.5	20	8.4	90	38.0	
2	1	ATU	001089	70	19	27.1	20	28.6	-	-	-	-	-	-	-	-	20	28.6	-	5.7	24	34.3	
3	1	HSU	001098	86	24	27.9	24	27.9	-	-	-	-	-	-	-	-	24	27.9	-	7.0	30	34.9	
4	1	SAUM	001107	152	24	15.8	36	23.7	-	-	-	-	-	-	-	-	36	23.7	-	5.3	44	28.9	
5	1	UAF	001108	109	26	23.9	44	40.4	-	-	-	-	-	-	-	-	44	40.4	12	11.0	56	51.4	
6	1	UAFS	001110	33	-	21.2	-	3.0	-	-	6.1	-	-	-	-	-	-	9.1	-	12.1	-	21.2	
7	1	UALR	001101	273	72	26.4	17	6.2	-	-	0.7	-	-	-	-	-	19	7.0	22	8.1	41	15.0	
8	1	UAM	001085	221	45	20.4	20	9.0	-	-	0.9	-	2.7	-	-	-	28	12.7	21	9.5	49	22.2	
9	1	UAMS	001109	-	-	-	-	-	-	-	-	-	-	-	-	-	-	-	-	-	-	-	
10	1	UAPB	001086	712	91	12.8	174	24.4	-	-	-	-	-	-	-	-	174	24.4	58	8.1	232	32.6	
11	1	UCA	001092	471	144	30.6	130	27.6	-	-	-	-	-	-	-	-	130	27.6	35	7.4	165	35.0	
4-Year Universities				2,364	493	20.9	536	22.7	-	-	0.3	-	0.3	-	-	-	-	548	23.2	190	8.0	738	31.2

Cohort Year selected = 2005 and Time Period Covered = AFTER SIX (6) YEARS (from AY2005 thru AY2010) for Four-Year Universities and Gender = BLACK.

#	IT	College	FICE	Cohort	Transfers		Bacc.		Adv. Cert.		Assoc.		Tech. Cert.		Cert. Prof.		Graduates		Retained		Success		
					#	%	#	%	#	%	#	%	#	%	#	%	#	%	#	%	#	%	
1	1	ASUJ	001090	314	64	20.4	56	17.8		-		0.3		-		-	57	18.2	24	7.6	81	25.8	
2	1	ATU	001089	77	23	29.9	14	18.2		-		-		-		-	14	18.2		6.5	19	24.7	
3	1	HSU	001098	105	24	22.9	29	27.6		-		-		-		-	29	27.6	15	14.3	44	41.9	
4	1	SAUM	001107	181	37	20.4	48	26.5		-		-		-		-	48	26.5		2.8	53	29.3	
5	1	UAF	001108	114	24	21.1	43	37.7		-		-		-		-	43	37.7		7.9	52	45.6	
6	1	UAFS	001110	25		16.0		8.0		-		28.0		-		-		36.0		8.0	11	44.0	
7	1	UALR	001101	301	86	28.6	24	8.0		-		-		-		-	24	8.0	29	9.6	53	17.6	
8	1	UAM	001085	219	28	12.8	30	13.7		-		1.4		0.9		-	35	16.0	20	9.1	55	25.1	
9	1	UAMS	001109			-		-		-		-		-		-		-		-	-	-	
10	1	UAPB	001086	677	100	14.8	158	23.3		-		-		-		-	158	23.3	45	6.6	203	30.0	
11	1	UCA	001092	368	113	30.7	93	25.3		-		0.3		-		-	94	25.5	30	8.2	124	33.7	
4-Year Universities				2,381	503	21.1	497	20.9		-		12	0.5		0.1		-	511	21.5	184	7.7	695	29.2

ADHE Graduation Rate Calculation - 4-Year Universities - BY RACE/ETHNICITY (HISPANIC)

Cohort Year selected = 2001 and Time Period Covered = AFTER SIX (6) YEARS (from AY2001 thru AY2006) for Four-Year Universities and Gender = HISPANIC.

#	IT	College	FICE	Cohort	Transfers		Bacc.		Adv. Cert.		Assoc.		Tech. Cert.		Cert. Prof.		Graduates		Retained		Success	
					#	%	#	%	#	%	#	%	#	%	#	%	#	%	#	%	#	%
1	1	ASUJ	001090			25.0		37.5		-		-		-		-	37.5		12.5		50.0	
2	1	ATU	001089	17		11.8		29.4		-		-		-		-	29.4		-		29.4	
3	1	HSU	001098			-		20.0		-		-		-		-	20.0		-		20.0	
4	1	SAUM	001107	14		7.1		35.7		-		-		-		-	35.7		-		35.7	
5	1	UAF	001108	28		17.9		32.1		-		-		-		-	32.1		7.1		11	39.3
6	1	UAFS	001110	19		10.5		5.3		-		26.3		-		5.3	36.8		15.8		10	52.6
7	1	UALR	001101	19		31.6		21.1		-		-		-		-	21.1		21.1		42.1	
8	1	UAM	001085			16.7		16.7		-		-		-		-	16.7		16.7		33.3	
9	1	UAMS	001109			-		-		-		-		-		-	-		-		-	-
10	1	UAPB	001086			-		-		-		-		-		-	-		-		-	-
11	1	UCA	001092	27		18.5		29.6		-		-		-		-	29.6		3.7		33.3	
4-Year Universities				144	24	16.7	37	25.7		-		3.5		-		0.7	43	29.9	12	8.3	55	38.2

Cohort Year selected = 2002 and Time Period Covered = AFTER SIX (6) YEARS (from AY2002 thru AY2007) for Four-Year Universities and Gender = HISPANIC.

#	IT	College	FICE	Cohort	Transfers		Bacc.		Adv. Cert.		Assoc.		Tech. Cert.		Cert. Prof.		Graduates		Retained		Success	
					#	%	#	%	#	%	#	%	#	%	#	%	#	%	#	%	#	%
1	1	ASUJ	001090	19		15.8		36.8		-		-		-		-	36.8		5.3		42.1	
2	1	ATU	001089	19		10.5		52.6		-		-		-		-	10	52.6		10.5	12	63.2
3	1	HSU	001098			-		25.0		-		-		-		-	25.0		25.0		50.0	
4	1	SAUM	001107			12.5		25.0		-		-		-		-	25.0		-		25.0	
5	1	UAF	001108	30		30.0		50.0		-		-		-		-	15	50.0		10.0	18	60.0
6	1	UAFS	001110	15		-		13.3		-		13.3		-		-	26.7		26.7		53.3	
7	1	UALR	001101	18		16.7		22.2		-		-		-		-	22.2		22.2		44.4	
8	1	UAM	001085			-		33.3		-		16.7		-		-	50.0		-		50.0	
9	1	UAMS	001109			-		-		-		-		-		-	-		-		-	-
10	1	UAPB	001086			-		-		-		-		-		-	-		-		-	-
11	1	UCA	001092	18		16.7		16.7		-		-		-		-	16.7		-		16.7	
4-Year Universities				141	21	14.9	47	33.3		-		2.1		-		-	50	35.5	16	11.3	66	46.8

Cohort Year selected = 2003 and Time Period Covered = AFTER SIX (6) YEARS (from AY2003 thru AY2008) for Four-Year Universities and Gender = HISPANIC.

#	IT	College	FICE	Cohort	Transfers		Bacc.		Adv. Cert.		Assoc.		Tech. Cert.		Cert. Prof.		Graduates		Retained		Success		
					#	%	#	%	#	%	#	%	#	%	#	%	#	%	#	%	#	%	
1	1	ASUJ	001090	13		15.4		30.8		-		-		-		-		30.8		15.4		46.2	
2	1	ATU	001089	20		20.0		20.0		-		-		-		-		20.0		20.0		40.0	
3	1	HSU	001098	10		-		20.0		-		-		-		-		20.0		-		20.0	
4	1	SAUM	001107			22.2		22.2		-		-		-		-		22.2		-		22.2	
5	1	UAF	001108	38		10.5	23	60.5		-		-		-		-	23	60.5		10.5	27	71.1	
6	1	UAFS	001110	20		15.0		-		-		5.0		-		-		5.0		25.0		30.0	
7	1	UALR	001101	16		37.5		18.8		-		-		-		-		18.8		6.3		25.0	
8	1	UAM	001085			28.6		42.9		-		14.3		-		-		57.1		-		57.1	
9	1	UAMS	001109			-		-		-		-		-		-		-		-		-	
10	1	UAPB	001086			-		-		-		-		-		-		-		-		-	
11	1	UCA	001092	13		38.5		7.7		-		-		-		-		7.7		-		7.7	
4-Year Universities				148		28	18.9	42	28.4		-	1.4		-		-		44	29.7	16	10.8	60	40.5

Cohort Year selected = 2004 and Time Period Covered = AFTER SIX (6) YEARS (from AY2004 thru AY2009) for Four-Year Universities and Gender = HISPANIC.

#	IT	College	FICE	Cohort	Transfers		Bacc.		Adv. Cert.		Assoc.		Tech. Cert.		Cert. Prof.		Graduates		Retained		Success		
					#	%	#	%	#	%	#	%	#	%	#	%	#	%	#	%	#	%	
1	1	ASUJ	001090	16		6.3		37.5		-		-		-		-		37.5		-		37.5	
2	1	ATU	001089	28		17.9		25.0		-		-		-		-		25.0		14.3	11	39.3	
3	1	HSU	001098			16.7		16.7		-		-		-		-		16.7		16.7		33.3	
4	1	SAUM	001107			-		40.0		-		-		-		-		40.0		-		40.0	
5	1	UAF	001108	37		16.2	22	59.5		-		-		-		-	22	59.5		2.7	23	62.2	
6	1	UAFS	001110	17		11.8		11.8		-		5.9		-		-		17.6		17.6		35.3	
7	1	UALR	001101	13		15.4		46.2		-		-		-		-		46.2		15.4		61.5	
8	1	UAM	001085	13		-		38.5		-		-		-		-		38.5		7.7		46.2	
9	1	UAMS	001109			-		-		-		-		-		-		-		-		-	
10	1	UAPB	001086			-		100.0		-		-		-		-		100.0		-		100.0	
11	1	UCA	001092	40	12	30.0	15	37.5		-		-		-		-	15	37.5		10.0	19	47.5	
4-Year Universities				177		29	16.4	68	38.4		-	0.6		-		-		69	39.0	16	9.0	85	48.0

Cohort Year selected = 2005 and Time Period Covered = AFTER SIX (6) YEARS (from AY2005 thru AY2010) for Four-Year Universities and Gender = HISPANIC.

#	IT	College	FICE	Cohort	Transfers		Bacc.		Adv. Cert.		Assoc.		Tech. Cert.		Cert. Prof.		Graduates		Retained		Success		
					#	%	#	%	#	%	#	%	#	%	#	%	#	%	#	%	#	%	
1	1	ASUJ	001090	20		15.0		35.0		-		-		-		-		35.0		5.0		40.0	
2	1	ATU	001089	28		7.1		17.9		-		3.6		-		-		21.4		7.1		28.6	
3	1	HSU	001098			-		40.0		-		-		-		-		40.0		-		40.0	
4	1	SAUM	001107			12.5		25.0		-		-		-		-		25.0		-		25.0	
5	1	UAF	001108	53		17.0	23	43.4		-		-		-		-	23	43.4		7.5	27	50.9	
6	1	UAFS	001110	34		14.7		8.8		-		-		-		-		8.8		8.8		17.6	
7	1	UALR	001101	19		15.8		15.8		-		-		-		-		15.8		5.3		21.1	
8	1	UAM	001085	10		40.0		-		-		-		-		-		-		10.0		10.0	
9	1	UAMS	001109			-		-		-		-		-		-		-		-		-	
10	1	UAPB	001086			-		50.0		-		-		-		-		50.0		-		50.0	
11	1	UCA	001092	40		22.5	12	30.0		-		2.5		-		-	13	32.5		2.5	14	35.0	
4-Year Universities				219		36	16.4	58	26.5		-	0.9		-		-		60	27.4	13	5.9	73	33.3

ADHE Graduation Rate Calculation - 4-Year Universities - BY RACE/ETHNICITY (AMERICAN INDIAN/ALASKA NATIVE)

Cohort Year selected = **2001** and Time Period Covered = AFTER SIX (6) YEARS (from AY2001 thru AY2006) for Four-Year Universities and Gender = **AMER. INDIAN/ALASKA NATIVE**.

#	IT	College	FICE	Cohort	Transfers		Bacc.		Adv. Cert.		Assoc.		Tech. Cert.		Cert. Prof.		Graduates		Retained		Success	
					#	%	#	%	#	%	#	%	#	%	#	%	#	%	#	%	#	%
1	1	ASUJ	001090			33.3		33.3		-		-		-		-		33.3		-		33.3
2	1	ATU	001089	13		38.5		30.8		-		-		-		-		30.8		-		30.8
3	1	HSU	001098			16.7		16.7		-		-		-		-		16.7		-		16.7
4	1	SAUM	001107			-		-		-		-		-		-		-		-		-
5	1	UAF	001108	57		15.8	26	45.6		-		-		-		-	26	45.6		10.5	32	56.1
6	1	UAFS	001110	19		5.3		-		-		-		-		-		-		21.1		21.1
7	1	UALR	001101			-		28.6		-		-		-		-		28.6		14.3		42.9
8	1	UAM	001085			33.3		-		-		33.3		-		-		33.3		-		33.3
9	1	UAMS	001109			-		-		-		-		-		-		-		-		-
10	1	UAPB	001086			-		-		-		-		-		-		-		-		-
11	1	UCA	001092	18		33.3		33.3		-		-		-		-		33.3		5.6		38.9
4-Year Universities				127	24	18.9	40	31.5		-		0.8		-		-	41	32.3	12	9.4	53	41.7

Cohort Year selected = **2002** and Time Period Covered = AFTER SIX (6) YEARS (from AY2002 thru AY2007) for Four-Year Universities and Gender = **AMER. INDIAN/ALASKA NATIVE**.

#	IT	College	FICE	Cohort	Transfers		Bacc.		Adv. Cert.		Assoc.		Tech. Cert.		Cert. Prof.		Graduates		Retained		Success	
					#	%	#	%	#	%	#	%	#	%	#	%	#	%	#	%	#	%
1	1	ASUJ	001090			16.7		33.3		-		-		-		-		33.3		-		33.3
2	1	ATU	001089	15		26.7		33.3		-		-		-		-		33.3		6.7		40.0
3	1	HSU	001098			-		66.7		-		-		-		-		66.7		-		66.7
4	1	SAUM	001107			-		100.0		-		-		-		-		100.0		-		100.0
5	1	UAF	001108	50		14.0	20	40.0		-		-		-		-	20	40.0		10.0	25	50.0
6	1	UAFS	001110	25		8.0		4.0		-		8.0		-		-		12.0		12.0		24.0
7	1	UALR	001101			25.0		25.0		-		-		-		-		25.0		-		25.0
8	1	UAM	001085			-		-		-		-		-		-		-		25.0		25.0
9	1	UAMS	001109			-		-		-		-		-		-		-		-		-
10	1	UAPB	001086			-		-		-		-		-		-		-		-		-
11	1	UCA	001092			22.2		-		-		-		-		-		-		11.1		11.1
4-Year Universities				117	17	14.5	32	27.4		-		1.7		-		-	34	29.1	11	9.4	45	38.5

Cohort Year selected = **2003** and Time Period Covered = AFTER SIX (6) YEARS (from AY2003 thru AY2008) for Four-Year Universities and Gender = **AMER. INDIAN/ALASKA NATIVE**.

#	IT	College	FICE	Cohort	Transfers		Bacc.		Adv. Cert.		Assoc.		Tech. Cert.		Cert. Prof.		Graduates		Retained		Success	
					#	%	#	%	#	%	#	%	#	%	#	%	#	%	#	%	#	%
1	1	ASUJ	001090			-		-		-		-		-		-		-		-		-
2	1	ATU	001089	14		28.6		21.4		-		-		-		-		21.4		-		21.4
3	1	HSU	001098			42.9		28.6		-		-		-		-		28.6		-		28.6
4	1	SAUM	001107			20.0		20.0		-		-		-		-		20.0		-		20.0
5	1	UAF	001108	38		15.8	17	44.7		-		-		-		-	17	44.7		10.5	21	55.3
6	1	UAFS	001110	28		25.0		-		-		7.1		-		-		7.1		17.9		25.0
7	1	UALR	001101			-		-		-		-		-		-		-		-		-
8	1	UAM	001085			33.3		33.3		-		-		-		-		33.3		-		33.3
9	1	UAMS	001109			-		-		-		-		-		-		-		-		-
10	1	UAPB	001086			-		50.0		-		-		-		-		50.0		-		50.0
11	1	UCA	001092	13		-		69.2		-		-		-		-		69.2		7.7	10	76.9
4-Year Universities				116	22	19.0	34	29.3		-		1.7		-		-	36	31.0	10	8.6	46	39.7

Cohort Year selected = 2004 and Time Period Covered = AFTER SIX (6) YEARS (from AY2004 thru AY2009) for Four-Year Universities and Gender = AMER. INDIAN/ALASKA NATIVE.

#	IT	College	FICE	Cohort	Transfers		Bacc.		Adv. Cert.		Assoc.		Tech. Cert.		Cert. Prof.		Graduates		Retained		Success	
					#	%	#	%	#	%	#	%	#	%	#	%	#	%	#	%	#	%
1	1	ASUJ	001090			25.0		-		-		-		-		-		-		25.0		25.0
2	1	ATU	001089	17		29.4		23.5		-		-		11.8		-		-		35.3		41.2
3	1	HSU	001098			-		14.3		-		-		-		-		-		14.3		42.9
4	1	SAUM	001107			-		66.7		-		-		-		-		-		66.7		66.7
5	1	UAF	001108	31		12.9		10		32.3		-		-		-		10		32.3		38.7
6	1	UAFS	001110	37		8.1		13.5		-		5.4		2.7		-		-		21.6		32.4
7	1	UALR	001101			-		-		-		-		-		-		-		-		-
8	1	UAM	001085			60.0		-		-		-		-		-		-		-		-
9	1	UAMS	001109			-		-		-		-		-		-		-		-		-
10	1	UAPB	001086			-		-		-		-		-		-		-		-		-
11	1	UCA	001092	21		19.0		11		52.4		-		-		-		11		52.4		52.4
4-Year Universities				133		21	15.8	33	24.8		-	1.5		2.3		-	38	28.6	11	8.3	49	36.8

Cohort Year selected = 2005 and Time Period Covered = AFTER SIX (6) YEARS (from AY2005 thru AY2010) for Four-Year Universities and Gender = AMER. INDIAN/ALASKA NATIVE.

#	IT	College	FICE	Cohort	Transfers		Bacc.		Adv. Cert.		Assoc.		Tech. Cert.		Cert. Prof.		Graduates		Retained		Success	
					#	%	#	%	#	%	#	%	#	%	#	%	#	%	#	%	#	%
1	1	ASUJ	001090			14.3		14.3		-		-		-		-		14.3		14.3		28.6
2	1	ATU	001089	28		25.0		25.0		-		-		14.3		-		11		39.3		39.3
3	1	HSU	001098			25.0		12.5		-		-		-		-		-		12.5		12.5
4	1	SAUM	001107			14.3		-		-		-		-		-		-		-		-
5	1	UAF	001108	60	11	18.3		29		48.3		-		-		-		29		48.3		50.0
6	1	UAFS	001110	40		12.5		7.5		-		7.5		-		-		-		15.0		22.5
7	1	UALR	001101			14.3		28.6		-		-		-		-		-		28.6		42.9
8	1	UAM	001085			50.0		-		-		-		-		-		-		-		-
9	1	UAMS	001109			-		-		-		-		-		-		-		-		-
10	1	UAPB	001086			-		-		-		-		-		-		-		-		-
11	1	UCA	001092			33.3		22.2		-		-		-		-		-		22.2		22.2
4-Year Universities				168	32	19.0	45	26.8		-	1.8		2.4		-	52	31.0	3.6	58	34.5		

ADHE Graduation Rate Calculation - 4-Year Universities - BY RACE/ETHNICITY (WHITE)

Cohort Year selected = 2001 and Time Period Covered = AFTER SIX (6) YEARS (from AY2001 thru AY2006) for Four-Year Universities and Gender = WHITE.

#	IT	College	FICE	Cohort	Transfers		Bacc.		Adv. Cert.		Assoc.		Tech. Cert.		Cert. Prof.		Graduates		Retained		Success	
					#	%	#	%	#	%	#	%	#	%	#	%	#	%	#	%	#	%
1	1	ASUJ	001090	1,301	233	17.9	540	41.5			0.4						545	41.9	96	7.4	641	49.3
2	1	ATU	001089	1,030	253	24.6	398	38.6			0.1						399	38.7	69	6.7	468	45.4
3	1	HSU	001098	537	161	30.0	151	28.1			-						151	28.1	32	6.0	183	34.1
4	1	SAUM	001107	432	75	17.4	157	36.3			1.4						163	37.7	19	4.4	182	42.1
5	1	UAF	001108	1,851	367	19.8	1,038	56.1			-						1,038	56.1	80	4.3	1,118	60.4
6	1	UAFS	001110	652	116	17.8	50	7.7			70	10.7			0.2		121	18.6	79	12.1	200	30.7
7	1	UALR	001101	422	106	25.1	108	25.6			0.5						110	26.1	44	10.4	154	36.5
8	1	UAM	001085	346	65	18.8	95	27.5			2.0						102	29.5	20	5.8	122	35.3
9	1	UAMS	001109			-		-			-											
10	1	UAPB	001086	10		10.0		20.0			-							20.0				20.0
11	1	UCA	001092	1,283	358	27.9	589	45.9			0.3						593	46.2	50	3.9	643	50.1
4-Year Universities				7,864	1,735	22.1	3,128	39.8			95	1.2					3,224	41.0	489	6.2	3,713	47.2

Cohort Year selected = **2002** and Time Period Covered = AFTER SIX (6) YEARS (from AY2002 thru AY2007) for Four-Year Universities and Gender = **WHITE**.

#	IT	College	FICE	Cohort	Transfers		Bacc.		Adv. Cert.		Assoc.		Tech. Cert.		Cert. Prof.		Graduates		Retained		Success		
					#	%	#	%	#	%	#	%	#	%	#	%	#	%	#	%	#	%	
1	1	ASUJ	001090	1,332	273	20.5	518	38.9	-	-	0.5	-	-	-	-	-	524	39.3	109	8.2	633	47.5	
2	1	ATU	001089	1,089	260	23.9	425	39.0	-	-	0.2	-	-	-	-	-	427	39.2	63	5.8	490	45.0	
3	1	HSU	001098	523	144	27.5	180	34.4	-	-	-	-	-	-	-	-	180	34.4	25	4.8	205	39.2	
4	1	SAUM	001107	388	87	22.4	136	35.1	-	-	1.3	-	-	-	-	-	141	36.3	14	3.6	155	39.9	
5	1	UAF	001108	1,891	354	18.7	1,080	57.1	-	-	-	-	-	-	-	-	1,080	57.1	90	4.8	1,170	61.9	
6	1	UAFS	001110	749	109	14.6	70	9.3	-	-	71	9.5	-	0.4	-	-	144	19.2	77	10.3	221	29.5	
7	1	UALR	001101	393	95	24.2	87	22.1	-	-	-	0.5	-	-	-	-	89	22.6	58	14.8	147	37.4	
8	1	UAM	001085	361	68	18.8	99	27.4	-	-	1.9	-	-	-	-	-	106	29.4	21	5.8	127	35.2	
9	1	UAMS	001109						-	-	-	-	-	-	-	-							
10	1	UAPB	001086			14.3		28.6	-	-	-	-	-	-	-	-		28.6		14.3		42.9	
11	1	UCA	001092	1,220	330	27.0	557	45.7	-	-	-	0.2	-	-	-	-	560	45.9	49	4.0	609	49.9	
4-Year Universities				7,953	1,721	21.6	3,154	39.7	-	-	96	1.2	-	-	-	-	-	3,253	40.9	507	6.4	3,760	47.3

Cohort Year selected = **2003** and Time Period Covered = AFTER SIX (6) YEARS (from AY2003 thru AY2008) for Four-Year Universities and Gender = **WHITE**.

#	IT	College	FICE	Cohort	Transfers		Bacc.		Adv. Cert.		Assoc.		Tech. Cert.		Cert. Prof.		Graduates		Retained		Success		
					#	%	#	%	#	%	#	%	#	%	#	%	#	%	#	%	#	%	
1	1	ASUJ	001090	1,259	268	21.3	525	41.7	-	-	0.2	-	-	-	-	-	528	41.9	88	7.0	616	48.9	
2	1	ATU	001089	1,059	244	23.0	416	39.3	-	-	0.3	-	-	-	-	-	419	39.6	51	4.8	470	44.4	
3	1	HSU	001098	467	129	27.6	177	37.9	-	-	-	-	-	-	-	-	177	37.9	27	5.8	204	43.7	
4	1	SAUM	001107	379	84	22.2	115	30.3	-	-	1.6	-	-	-	-	-	121	31.9	16	4.2	137	36.1	
5	1	UAF	001108	1,810	312	17.2	1,035	57.2	-	-	-	-	-	-	-	-	1,035	57.2	89	4.9	1,124	62.1	
6	1	UAFS	001110	904	134	14.8	106	11.7	-	-	61	6.7	-	0.1	0.6	-	173	19.1	106	11.7	279	30.9	
7	1	UALR	001101	419	91	21.7	102	24.3	-	-	-	0.7	-	-	-	-	105	25.1	57	13.6	162	38.7	
8	1	UAM	001085	374	75	20.1	106	28.3	-	-	1.3	-	-	-	-	-	111	29.7	23	6.1	134	35.8	
9	1	UAMS	001109						-	-	-	-	-	-	-	-							
10	1	UAPB	001086	10		20.0		20.0	-	-	-	-	-	-	-	-		20.0		10.0		30.0	
11	1	UCA	001092	1,317	340	25.8	591	44.9	-	-	-	0.1	-	-	-	-	592	45.0	60	4.6	652	49.5	
4-Year Universities				7,998	1,679	21.0	3,175	39.7	-	-	82	1.0	-	-	-	0.1	-	3,263	40.8	518	6.5	3,781	47.3

Cohort Year selected = **2004** and Time Period Covered = AFTER SIX (6) YEARS (from AY2004 thru AY2009) for Four-Year Universities and Gender = **WHITE**.

#	IT	College	FICE	Cohort	Transfers		Bacc.		Adv. Cert.		Assoc.		Tech. Cert.		Cert. Prof.		Graduates		Retained		Success		
					#	%	#	%	#	%	#	%	#	%	#	%	#	%	#	%	#	%	
1	1	ASUJ	001090	1,117	206	18.4	428	38.3	-	-	0.7	-	-	-	-	-	436	39.0	77	6.9	513	45.9	
2	1	ATU	001089	1,316	254	19.3	497	37.8	-	-	0.6	82	6.2	-	-	-	587	44.6	60	4.6	647	49.2	
3	1	HSU	001098	417	105	25.2	147	35.3	-	-	-	-	-	-	-	-	147	35.3	22	5.3	169	40.5	
4	1	SAUM	001107	345	75	21.7	110	31.9	-	-	0.9	-	-	-	-	-	113	32.8		2.3	121	35.1	
5	1	UAF	001108	1,955	330	16.9	1,150	58.8	-	-	-	-	-	-	-	-	1,150	58.8	104	5.3	1,254	64.1	
6	1	UAFS	001110	651	112	17.2	100	15.4	-	-	52	8.0	-	-	0.3	-	154	23.7	72	11.1	226	34.7	
7	1	UALR	001101	373	93	24.9	66	17.7	-	-	-	-	-	-	-	-	66	17.7	43	11.5	109	29.2	
8	1	UAM	001085	436	81	18.6	103	23.6	-	-	12	2.8	20	4.6	-	-	135	31.0	28	6.4	163	37.4	
9	1	UAMS	001109						-	-	-	-	-	-	-	-							
10	1	UAPB	001086	12		16.7		33.3	-	-	-	-	-	-	-	-		33.3		16.7		50.0	
11	1	UCA	001092	1,723	482	28.0	759	44.1	-	-	-	0.1	-	-	-	-	761	44.2	66	3.8	827	48.0	
4-Year Universities				8,345	1,740	20.9	3,364	40.3	-	-	85	1.0	102	1.2	-	-	-	3,553	42.6	482	5.8	4,035	48.4

Cohort Year selected = 2005 and Time Period Covered = AFTER SIX (6) YEARS (from AY2005 thru AY2010) for Four-Year Universities and Gender = WHITE.

#	IT	College	FICE	Cohort	Transfers		Bacc.		Adv. Cert.		Assoc.		Tech. Cert.		Cert. Prof.		Graduates		Retained		Success	
					#	%	#	%	#	%	#	%	#	%	#	%	#	%	#	%	#	%
1	1	ASUJ	001090	909	170	18.7	349	38.4		-		0.3		-		-	352	38.7	71	7.8	423	46.5
2	1	ATU	001089	1,230	276	22.4	426	34.6		-	10	0.8	62	5.0		-	498	40.5	75	6.1	573	46.6
3	1	HSU	001098	447	113	25.3	152	34.0		-		-		-		-	152	34.0	22	4.9	174	38.9
4	1	SAUM	001107	409	73	17.8	133	32.5		-		1.7		-		-	140	34.2	18	4.4	158	38.6
5	1	UAF	001108	2,056	352	17.1	1,189	57.8		-		-		-		-	1,189	57.8	81	3.9	1,270	61.8
6	1	UAFS	001110	692	126	18.2	108	15.6		-	46	6.6		0.3		-	156	22.5	78	11.3	234	33.8
7	1	UALR	001101	412	101	24.5	112	27.2		-		1.0		-		-	116	28.2	34	8.3	150	36.4
8	1	UAM	001085	395	75	19.0	108	27.3		-		2.3	10	2.5		-	127	32.2	19	4.8	146	37.0
9	1	UAMS	001109							-						-						
10	1	UAPB	001086	10				40.0		-						-		40.0				40.0
11	1	UCA	001092	1,656	393	23.7	777	46.9		-		0.2				-	781	47.2	75	4.5	856	51.7
4-Year Universities				8,216	1,679	20.4	3,358	40.9		-	83	1.0	74	0.9		-	3,515	42.8	473	5.8	3,988	48.5

ADHE Graduation Rate Calculation - 4-Year Universities - BY RACE/ETHNICITY (NON-RESIDENT ALIEN and UNKNOWN)

Cohort Year selected = 2001 and Time Period Covered = AFTER SIX (6) YEARS (from AY2001 thru AY2006) for Four-Year Universities and Gender = OTHER.

#	IT	College	FICE	Cohort	Transfers		Bacc.		Adv. Cert.		Assoc.		Tech. Cert.		Cert. Prof.		Graduates		Retained		Success	
					#	%	#	%	#	%	#	%	#	%	#	%	#	%	#	%	#	%
1	1	ASUJ	001090	12		25.0		41.7		-		-		-		-	41.7			-		41.7
2	1	ATU	001089					60.0		-		-		-		-	60.0			-		60.0
3	1	HSU	001098	13				7.7		-		-		-		-	7.7			-		7.7
4	1	SAUM	001107	14				35.7		-		-		-		-	35.7		7.1			42.9
5	1	UAF	001108	46		10.9	24	52.2		-		-		-		-	24	52.2		2.2	25	54.3
6	1	UAFS	001110					66.7		-		33.3		-		-	100.0			-		100.0
7	1	UALR	001101	34		20.6	12	35.3		-		2.9		-		-	13	38.2			13	38.2
8	1	UAM	001085					100.0		-		-		-		-	100.0			-		100.0
9	1	UAMS	001109							-		-		-		-				-		
10	1	UAPB	001086					20.0		-		-		-		-	20.0			-		20.0
11	1	UCA	001092	32		12.5	15	46.9		-		-		-		-	15	46.9		3.1	16	50.0
4-Year Universities				165	19	11.5	69	41.8		-		1.2		-		-	71	43.0		1.8	74	44.8

Cohort Year selected = 2002 and Time Period Covered = AFTER SIX (6) YEARS (from AY2002 thru AY2007) for Four-Year Universities and Gender = OTHER.

#	IT	College	FICE	Cohort	Transfers		Bacc.		Adv. Cert.		Assoc.		Tech. Cert.		Cert. Prof.		Graduates		Retained		Success	
					#	%	#	%	#	%	#	%	#	%	#	%	#	%	#	%	#	%
1	1	ASUJ	001090	11				45.5		-		-		-		-	45.5			-		45.5
2	1	ATU	001089	11		18.2		54.5		-		-		-		-	54.5			-		54.5
3	1	HSU	001098	23		8.7		4.3		-		-		-		-	4.3			-		4.3
4	1	SAUM	001107	26		3.8		23.1		-		-		-		-	23.1			-		23.1
5	1	UAF	001108	63		4.8	38	60.3		-		-		-		-	38	60.3		7.9	43	68.3
6	1	UAFS	001110					100.0		-		-		-		-	100.0			-		100.0
7	1	UALR	001101	18		5.6		38.9		-		-		-		-	38.9		11.1			50.0
8	1	UAM	001085							-		-		-		-				-		
9	1	UAMS	001109							-		-		-		-				-		
10	1	UAPB	001086							-		-		-		-				-		
11	1	UCA	001092	96	18	18.8	48	50.0		-		-		-		-	48	50.0		5.2	53	55.2
4-Year Universities				255	27	10.6	113	44.3		-		-		-		-	113	44.3	12	4.7	125	49.0

Cohort Year selected = 2003 and Time Period Covered = AFTER SIX (6) YEARS (from AY2003 thru AY2008) for Four-Year Universities and Gender = OTHER.

#	IT	College	FICE	Cohort	Transfers		Bacc.		Adv. Cert.		Assoc.		Tech. Cert.		Cert. Prof.		Graduates		Retained		Success	
					#	%	#	%	#	%	#	%	#	%	#	%	#	%	#	%	#	%
1	1	ASUJ	001090	23		13.0		17.4		-		-		-		-		17.4		8.7		26.1
2	1	ATU	001089			-		42.9		-		-		-		-		42.9		-		42.9
3	1	HSU	001098	52		7.7		3.8		-		-		-		-		3.8		-		3.8
4	1	SAUM	001107	36		8.3		11.1		-		-		-		-		11.1		-		11.1
5	1	UAF	001108	69		10.1	38	55.1		-		-		-		-	38	55.1		5.8	42	60.9
6	1	UAFS	001110			-		-		-		100.0		-		-		100.0		-		100.0
7	1	UALR	001101	20		5.0		40.0		-		-		-		-		40.0		-		40.0
8	1	UAM	001085			-		-		-		-		-		-		-		-		-
9	1	UAMS	001109			-		-		-		-		-		-		-		-		-
10	1	UAPB	001086			-		80.0		-		-		-		-		80.0		-		80.0
11	1	UCA	001092	107	29	27.1	40	37.4		-		-		-		-	40	37.4		1.9	42	39.3
4-Year Universities				323	47	14.6	103	31.9		-		0.3		-		-	104	32.2		2.5	112	34.7

Cohort Year selected = 2004 and Time Period Covered = AFTER SIX (6) YEARS (from AY2004 thru AY2009) for Four-Year Universities and Gender = OTHER.

#	IT	College	FICE	Cohort	Transfers		Bacc.		Adv. Cert.		Assoc.		Tech. Cert.		Cert. Prof.		Graduates		Retained		Success		
					#	%	#	%	#	%	#	%	#	%	#	%	#	%	#	%	#	%	
1	1	ASUJ	001090	42		14.3		19.0		-		2.4		-		-		21.4		2.4	10	23.8	
2	1	ATU	001089			-		60.0		-		-		-		-		60.0		20.0		80.0	
3	1	HSU	001098	16		6.3		6.3		-		-		-		-		6.3		-		6.3	
4	1	SAUM	001107	34		-	15	44.1		-		-		-		-	15	44.1		-	15	44.1	
5	1	UAF	001108	82		11.0	46	56.1		-		-		-		-	46	56.1		6.1	51	62.2	
6	1	UAFS	001110			-		-		-		33.3		-		-		33.3		-		33.3	
7	1	UALR	001101	15		26.7		26.7		-		-		-		-		26.7		6.7		33.3	
8	1	UAM	001085			-		-		-		-		-		-		-		-		-	
9	1	UAMS	001109			-		-		-		-		-		-		-		-		-	
10	1	UAPB	001086			-		50.0		-		-		-		-		50.0		-		50.0	
11	1	UCA	001092	115	23	20.0	43	37.4		-		-		-		-	43	37.4		4.3	48	41.7	
4-Year Universities				318	43	13.5	123	38.7		-		0.6		-		-	125	39.3		13	4.1	138	43.4

Cohort Year selected = 2005 and Time Period Covered = AFTER SIX (6) YEARS (from AY2005 thru AY2010) for Four-Year Universities and Gender = OTHER.

#	IT	College	FICE	Cohort	Transfers		Bacc.		Adv. Cert.		Assoc.		Tech. Cert.		Cert. Prof.		Graduates		Retained		Success		
					#	%	#	%	#	%	#	%	#	%	#	%	#	%	#	%	#	%	
1	1	ASUJ	001090	48		18.8	10	20.8		-		-		-		-	10	20.8		2.1	11	22.9	
2	1	ATU	001089	26		-	14	53.8		-		-		-		-	14	53.8		3.8	15	57.7	
3	1	HSU	001098	18		11.1		11.1		-		-		-		-		11.1		5.6		16.7	
4	1	SAUM	001107	38		-	20	52.6		-		-		-		-	20	52.6		-	20	52.6	
5	1	UAF	001108	79		8.9	46	58.2		-		-		-		-	46	58.2		5.1	50	63.3	
6	1	UAFS	001110			-		-		-		40.0		-		-		40.0		-		40.0	
7	1	UALR	001101			42.9		14.3		-		-		-		-		14.3		-		14.3	
8	1	UAM	001085			-		33.3		-		-		-		-		33.3		-		33.3	
9	1	UAMS	001109			-		-		-		-		-		-		-		-		-	
10	1	UAPB	001086			-		66.7		-		-		-		-		66.7		-		66.7	
11	1	UCA	001092	103	24	23.3	32	31.1		-		-		-		-	32	31.1		3.9	36	35.0	
4-Year Universities				330	45	13.6	128	38.8		-		0.6		-		-	130	39.4		11	3.3	141	42.7

NOTES: (1) When a student received more than one award, only the highest award was counted.
 (2) Student and Graduate counts of less than ten (10) are not shown due to FERPA.

ADHE Graduation Rate Calculation - 2-Year Colleges - BY RACE/ETHNICITY (ASIAN/PACIFIC ISLANDER)

Cohort Year selected = **2004** and Time Period Covered = AFTER THREE (3) YEARS (from AY2004 thru AY2006) for Two-Year Colleges and Gender = **ASIAN/PACIFIC ISLANDER**.

#	IT	College	FICE	Cohort	Transfers		Bacc.		Adv. Cert.		Assoc.		Tech. Cert.		Cert. Prof.		Graduates		Retained		Success	
					#	%	#	%	#	%	#	%	#	%	#	%	#	%	#	%	#	%
1	2	ANC	012860			-		-		-		-		-		-		-		-		-
2	2	ASUB	001091			-		-		-	25.0		-		-		25.0		25.0		50.0	
3	2	ASUMH	901090			-		-		-												
4	2	ASUN	011949			-		-		-									100.0		100.0	
5	2	BRTC	020522			-		-		-												
6	2	CCCUA	022209			-		-		-									100.0		100.0	
7	2	EACC	012260			-		-		-												
8	2	MSCC	023482			-		-		-												
9	2	NAC	012261			-		-		-												
10	2	NPCC	012105			-		-		-												
11	2	NWACC	030633			16.7		-		-									33.3		33.3	
12	2	OTC	009976			-		-		-									100.0		100.0	
13	2	OZC	020870			-		-		-												
14	2	PCCUA	001104			50.0		-		-	50.0							50.0				50.0
15	2	PTC	020753			33.3		-		-									33.3		33.3	
16	2	RMCC	021111			-		-		-												
17	2	SACC	020746			-		-		-	50.0							50.0				50.0
18	2	SAUT	007738			-		-		-												
19	2	SEAC	005707			-		-		-												
20	2	UACCB	020735			-		-		-												
21	2	UACCH	005732			-		-		-												
22	2	UACCM	005245			-		-		-									100.0		100.0	
2-Year Colleges				29		10.3		-		-	10.3		-		-		10.3		31.0		12	41.4

Cohort Year selected = **2005** and Time Period Covered = AFTER THREE (3) YEARS (from AY2005 thru AY2007) for Two-Year Colleges and Gender = **ASIAN/PACIFIC ISLANDER**.

#	IT	College	FICE	Cohort	Transfers		Bacc.		Adv. Cert.		Assoc.		Tech. Cert.		Cert. Prof.		Graduates		Retained		Success	
					#	%	#	%	#	%	#	%	#	%	#	%	#	%	#	%	#	%
1	2	ANC	012860			-		-		-		-		-		-		-		50.0		50.0
2	2	ASUB	001091			-		-		-	25.0						25.0					25.0
3	2	ASUMH	901090			66.7		-		-	33.3						33.3					33.3
4	2	ASUN	011949			-		-		-									100.0		100.0	
5	2	BRTC	020522			-		-		-												
6	2	CCCUA	022209			-		-		-												
7	2	EACC	012260			-		-		-												
8	2	MSCC	023482			-		-		-									50.0		50.0	
9	2	NAC	012261			-		-		-	75.0						75.0					75.0
10	2	NPCC	012105			25.0		-		-									75.0		75.0	
11	2	NWACC	030633	18		22.2		-		-	5.6						5.6		38.9		44.4	
12	2	OTC	009976			-		-		-									100.0		100.0	
13	2	OZC	020870			-		-		-												
14	2	PCCUA	001104			-		-		-												
15	2	PTC	020753			50.0		-		-	50.0						50.0					50.0
16	2	RMCC	021111			-		-		-												
17	2	SACC	020746			-		-		-												
18	2	SAUT	007738			-		-		-			100.0				100.0					100.0
19	2	SEAC	005707			-		-		-												
20	2	UACCB	020735			-		-		-												
21	2	UACCH	005732			-		-		-	100.0						100.0					100.0
22	2	UACCM	005245			33.3		-		-									66.7		66.7	
2-Year Colleges				48		18.8		-		-	16.7		2.1		-		18.8	16	33.3		25	52.1

Cohort Year selected = 2006 and Time Period Covered = AFTER THREE (3) YEARS (from AY2006 thru AY2008) for Two-Year Colleges and Gender = ASIAN/PACIFIC ISLANDER.

#	IT	College	FICE	Cohort	Transfers		Bacc.		Adv. Cert.		Assoc.		Tech. Cert.		Cert. Prof.		Graduates		Retained		Success	
					#	%	#	%	#	%	#	%	#	%	#	%	#	%	#	%	#	%
1	2	ANC	012860			-		-		-		-		-		-		-		-		-
2	2	ASUB	001091			-		-		-	25.0		-		-		25.0		50.0		75.0	
3	2	ASUMH	901090			-		-		-	50.0		-		-		50.0		-		50.0	
4	2	ASUN	011949			-		-		-	-		-		-		-		-		-	
5	2	BRTC	020522			-		-		-	-		50.0		-		50.0		50.0		100.0	
6	2	CCCUA	022209			25.0		-		-	-		-		-		-		75.0		75.0	
7	2	EACC	012260			-		-		-	100.0		-		-		100.0		-		100.0	
8	2	MSCC	023482			-		-		-	-		-		-		-		-		-	
9	2	NAC	012261			-		-		-	-		-		-		-		100.0		100.0	
10	2	NPCC	012105			-		-		-	-		-		-		-		100.0		100.0	
11	2	NWACC	030633	27		11.1		-		-	11.1		-		-		11.1	11	40.7	14	51.9	
12	2	OTC	009976			-		-		-	-		-		-		-		-		-	
13	2	OZC	020870			-		-		-	-		-		-		-		-		-	
14	2	PCCUA	001104			-		-		-	-		-		-		-		50.0		50.0	
15	2	PTC	020753			-		-		-	14.3		-		-		14.3		42.9		57.1	
16	2	RMCC	021111			-		-		-	-		-		-		-		-		-	
17	2	SACC	020746			-		-		-	-		-		-		-		-		-	
18	2	SAUT	007738			-		-		-	-		-		-		-		-		-	
19	2	SEAC	005707			33.3		-		-	-		-		-		-		-		-	
20	2	UACCB	020735			-		-		-	-		-		-		-		-		-	
21	2	UACCH	005732			-		-		-	-		-		-		-		50.0		50.0	
22	2	UACCM	005245			-		-		-	33.3		33.3		-		66.7		-		66.7	
2-Year Colleges				62		8.1		-		-	14.5		3.2		-		11	17.7	25	40.3	36	58.1

Cohort Year selected = 2007 and Time Period Covered = AFTER THREE (3) YEARS (from AY2007 thru AY2009) for Two-Year Colleges and Gender = ASIAN/PACIFIC ISLANDER.

#	IT	College	FICE	Cohort	Transfers		Bacc.		Adv. Cert.		Assoc.		Tech. Cert.		Cert. Prof.		Graduates		Retained		Success	
					#	%	#	%	#	%	#	%	#	%	#	%	#	%	#	%	#	%
1	2	ANC	012860			50.0		-		-		-		50.0		-		50.0		-		50.0
2	2	ASUB	001091			-		-		-	25.0		-		-		25.0		25.0		50.0	
3	2	ASUMH	901090			-		-		-	-		-		-		-		-		-	
4	2	ASUN	011949			-		-		-	-		-		-		-		-		-	
5	2	BRTC	020522			-		-		-	-		100.0		-		100.0		-		100.0	
6	2	CCCUA	022209			-		-		-	-		-		-		-		-		-	
7	2	EACC	012260			-		-		-	-		-		-		-		-		-	
8	2	MSCC	023482			-		-		-	-		-		-		-		-		-	
9	2	NAC	012261			-		-		-	50.0		-		-		50.0		-		50.0	
10	2	NPCC	012105			-		-		-	-		-		-		-		-		-	
11	2	NWACC	030633	25		24.0		-		-	4.0		-		-		4.0	11	44.0	12	48.0	
12	2	OTC	009976			-		-		-	-		-		-		-		-		-	
13	2	OZC	020870			-		-		-	-		-		-		-		-		-	
14	2	PCCUA	001104			-		-		-	-		-		-		-		-		-	
15	2	PTC	020753	10		20.0		-		-	10.0		-		-		10.0		30.0		40.0	
16	2	RMCC	021111			50.0		-		-	-		-		-		-		-		-	
17	2	SACC	020746			-		-		-	-		-		-		-		-		-	
18	2	SAUT	007738			-		-		-	-		-		-		-		-		-	
19	2	SEAC	005707			100.0		-		-	-		-		-		-		-		-	
20	2	UACCB	020735			-		-		-	-		-		-		-		50.0		50.0	
21	2	UACCH	005732			-		-		-	-		-		-		-		-		-	
22	2	UACCM	005245			-		-		-	33.3		-		-		33.3		33.3		66.7	
2-Year Colleges				59		11	18.6		-		8.5		3.4		-		11.9	17	28.8	24	40.7	

Cohort Year selected = **2008** and Time Period Covered = AFTER THREE (3) YEARS (from AY2008 thru AY2010) for Two-Year Colleges and Gender = **ASIAN/PACIFIC ISLANDER**.

#	IT	College	FICE	Cohort	Transfers		Bacc.		Adv. Cert.		Assoc.		Tech. Cert.		Cert. Prof.		Graduates		Retained		Success		
					#	%	#	%	#	%	#	%	#	%	#	%	#	%	#	%	#	%	
1	2	ANC	012860			-		-		-		-		-		-		-		20.0		20.0	
2	2	ASUB	001091			-		-		-	33.3		-		16.7		-	50.0		-		50.0	
3	2	ASUMH	901090			-		-		-				-		-		-		100.0		100.0	
4	2	ASUN	011949			100.0		-		-				-		-		-		-		-	
5	2	BRTC	020522			-		-		-			100.0		-		-	100.0		-		100.0	
6	2	CCCUA	022209			-		-		-					-		-	-		-		-	
7	2	EACC	012260			100.0		-		-					-		-	-		-		-	
8	2	MSCC	023482			-		-		-					-		-	-		-		-	
9	2	NAC	012261			-		-		-	25.0				-		-	25.0		-		25.0	
10	2	NPCC	012105			33.3		-		-	33.3				-		-	33.3		33.3		66.7	
11	2	NWACC	030633	32		3.1		-		-	9.4	3.1			-		-	9.4		25.0	11	34.4	
12	2	OTC	009976			33.3		-		-	66.7				-		-	66.7		-		66.7	
13	2	OZC	020870			-		-		-					-		-	-		100.0		100.0	
14	2	PCCUA	001104			-		-		-					-		-	-		-		-	
15	2	PTC	020753	13		-		-		-	7.7				-		-	7.7		38.5		46.2	
16	2	RMCC	021111			-		-		-	100.0				-		-	100.0		-		100.0	
17	2	SACC	020746			-		-		-					-		-	-		-		-	
18	2	SAUT	007738			-		-		-					-		-	-		-		-	
19	2	SEAC	005707			-		-		-					-		-	-		-		-	
20	2	UACCB	020735			-		-		-					-		-	-		-		-	
21	2	UACCH	005732			-		-		-					-		-	-		-		-	
22	2	UACCM	005245			-		-		-	100.0				-		-	100.0		-		100.0	
2-Year Colleges				78		9.0		-		-	12	15.4		1.3		1.3		14	17.9	17	21.8	31	39.7

ADHE Graduation Rate Calculation - 2-Year Colleges - BY RACE/ETHNICITY (BLACK)

Cohort Year selected = **2004** and Time Period Covered = AFTER THREE (3) YEARS (from AY2004 thru AY2006) for Two-Year Colleges and Gender = **BLACK**.

#	IT	College	FICE	Cohort	Transfers		Bacc.		Adv. Cert.		Assoc.		Tech. Cert.		Cert. Prof.		Graduates		Retained		Success		
					#	%	#	%	#	%	#	%	#	%	#	%	#	%	#	%	#	%	#
1	2	ANC	012860	114		7.9		-		-	1.8		7.0		-		10	8.8	18	15.8	28	24.6	
2	2	ASUB	001091	17		11.8		-		-	11.8		5.9		-		17.6		11.8		-	29.4	
3	2	ASUMH	901090			-		-		-	100.0				-		100.0		-		-	100.0	
4	2	ASUN	011949			14.3		-		-	28.6				-		28.6		14.3		-	42.9	
5	2	BRTC	020522			-		-		-					-		-	-		33.3		33.3	
6	2	CCCUA	022209	13		7.7		-		-					-		-	-		15.4		15.4	
7	2	EACC	012260	151	14	9.3		-		-	12	7.9			-		12	7.9	27	17.9	39	25.8	
8	2	MSCC	023482	17		17.6		-		-	17.6				-		17.6		23.5		-	41.2	
9	2	NAC	012261			50.0		-		-	16.7				-		16.7		-		-	16.7	
10	2	NPCC	012105	19		-		-		-					-		-	-		31.6		31.6	
11	2	NWACC	030633			-		-		-	20.0				-		20.0		20.0		-	40.0	
12	2	OTC	009976	36		16.7		-		-	2.8		8.3		2.8		13.9		22.2	13	36.1		
13	2	OZC	020870			-		-		-					-		-	-		-		-	
14	2	PCCUA	001104	95		5.3		-		-	6.3				-		6.3		27	28.4	33	34.7	
15	2	PTC	020753	305	19	6.2		-		-	11	3.6		1.6	16	5.2	32	10.5	102	33.4	134	43.9	
16	2	RMCC	021111			-		-		-					-		-	-		-		-	
17	2	SACC	020746	45		11.1		-		-	2.2		6.7		-		8.9		11	24.4	15	33.3	
18	2	SAUT	007738	39		15.4		-		-	12.8		2.6		-		15.4		12.8		11	28.2	
19	2	SEAC	005707	147	14	9.5		-		-	4.8		2.0		2.0		13	8.8	24	16.3	37	25.2	
20	2	UACCB	020735			-		-		-	25.0				-		25.0		50.0		-	75.0	
21	2	UACCH	005732	94		7.4		-		-	5.3		2.1		-		7.4		10	10.6	17	18.1	
22	2	UACCM	005245	19		10.5		-		-	10.5		5.3		-		15.8		31.6		-	47.4	
2-Year Colleges				1,137		97		8.5		-	63	5.5		27	2.4	20	1.8	110	9.7	257	22.6	367	32.3

Cohort Year selected = 2005 and Time Period Covered = AFTER THREE (3) YEARS (from AY2005 thru AY2007) for Two-Year Colleges and Gender = BLACK.

#	IT	College	FICE	Cohort	Transfers		Bacc.		Adv. Cert.		Assoc.		Tech. Cert.		Cert. Prof.		Graduates		Retained		Success		
					#	%	#	%	#	%	#	%	#	%	#	%	#	%	#	%	#	%	
1	2	ANC	012860	112		1.8		-		-		4.5		5.4		-		11	9.8	30	26.8	41	36.6
2	2	ASUB	001091	34		8.8		-		-		20.6		14.7		-		12	35.3		23.5	20	58.8
3	2	ASUMH	901090			-		-		-		-		-		-		-	-		-	-	-
4	2	ASUN	011949	11		-		-		-		-		-		-		-	-		27.3		27.3
5	2	BRTC	020522			50.0		-		-		-		-		-		-	-		-	-	-
6	2	CCCUA	022209			-		-		-		-		-		-		-	-		-	-	-
7	2	EACC	012260	141	12	8.5		-		-	11	7.8		-		-	11	7.8	24	17.0	35	24.8	
8	2	MSCC	023482	58		6.9		-		-		8.6		-		-		8.6	11	19.0	16	27.6	
9	2	NAC	012261			-		-		-		-		-		-		-	-		-	-	-
10	2	NPCC	012105	23		8.7		-		-		8.7		8.7		-		17.4		26.1	10	43.5	
11	2	NWACC	030633			-		-		-		-		-		-		-	-		14.3		14.3
12	2	OTC	009976	34		11.8		-		-		5.9		-		5.9		11.8		5.9			17.6
13	2	OZC	020870			-		-		-		-		-		-		-	-		-	-	-
14	2	PCCUA	001104	77		6.5		-		-		7.8		-		-		7.8	12	15.6	18	23.4	
15	2	PTC	020753	348	25	7.2		-		-	10	2.9	11	3.2		1.1	25	7.2	138	39.7	163	46.8	
16	2	RMCC	021111			-		-		-		-		-		-		-	-		-	-	-
17	2	SACC	020746	68		11.8		-		-		10.3		1.5		-		11.8	12	17.6	20	29.4	
18	2	SAUT	007738	31		9.7		-		-		16.1		12.9		-		29.0		16.1	14	45.2	
19	2	SEAC	005707	142		4.2		-		-		3.5		3.5		-	10	7.0	32	22.5	42	29.6	
20	2	UACCB	020735			33.3		-		-		11.1		-		-		11.1		33.3		44.4	
21	2	UACCH	005732	81		11.1		-		-		2.5		-		1.2		3.7	16	19.8	19	23.5	
22	2	UACCM	005245	25		4.0		-		-		4.0		-		-		4.0		16.0		20.0	
2-Year Colleges				1,209	88	7.3		-		-		69	5.7	34	2.8		0.6	110	9.1	307	25.4	417	34.5

Cohort Year selected = 2006 and Time Period Covered = AFTER THREE (3) YEARS (from AY2006 thru AY2008) for Two-Year Colleges and Gender = BLACK.

#	IT	College	FICE	Cohort	Transfers		Bacc.		Adv. Cert.		Assoc.		Tech. Cert.		Cert. Prof.		Graduates		Retained		Success			
					#	%	#	%	#	%	#	%	#	%	#	%	#	%	#	%	#	%		
1	2	ANC	012860	88		4.5		-		-		4.5		3.4		-		8.0	16	18.2	23	26.1		
2	2	ASUB	001091	34		11.8		-		-		8.8		5.9		-		14.7		5.9		20.6		
3	2	ASUMH	901090			-		-		-		-		-		-		-	-		-	-	-	
4	2	ASUN	011949	17		-		-		-		11.8		-		-		11.8		23.5		35.3		
5	2	BRTC	020522			-		-		-		50.0		-		-		50.0		-		50.0		
6	2	CCCUA	022209			25.0		-		-		-		-		-		-		12.5		12.5		
7	2	EACC	012260	107		8.4		-		-		8.4		-		-		8.4	26	24.3	35	32.7		
8	2	MSCC	023482	61		3.3		-		-		4.9		-		-		4.9	18	29.5	21	34.4		
9	2	NAC	012261			33.3		-		-		-		-		-		-	-		-	-	-	
10	2	NPCC	012105	18		16.7		-		-		-		-		-		-		27.8		27.8		
11	2	NWACC	030633			-		-		-		-		-		-		-		50.0		50.0		
12	2	OTC	009976	32		18.8		-		-		-		9.4		-		9.4		15.6		25.0		
13	2	OZC	020870			-		-		-		-		-		-		-	-		-	-	-	
14	2	PCCUA	001104	106	15	14.2		-		-		3.8		-		-		3.8	21	19.8	25	23.6		
15	2	PTC	020753	459	36	7.8		-		-		2.0		1.7		0.9	21	4.6	157	34.2	178	38.8		
16	2	RMCC	021111			-		-		-		-		-		-		-	-		-	-	-	
17	2	SACC	020746	45		6.7		-		-		4.4		2.2		-		6.7	10	22.2	13	28.9		
18	2	SAUT	007738	38		10.5		-		-		15.8		5.3		2.6		23.7		5.3	11	28.9		
19	2	SEAC	005707	89		4.5		-		-		6.7		1.1		-		7.9	20	22.5	27	30.3		
20	2	UACCB	020735			16.7		-		-		-		-		-		-		33.3		33.3		
21	2	UACCH	005732	73		6.8		-		-		9.6		2.7		8.2	15	20.5	24	32.9	39	53.4		
22	2	UACCM	005245	13		7.7		-		-		-		-		-		-		23.1		23.1		
2-Year Colleges				1,207	100	8.3		-		-		56	4.6	22	1.8		11	0.9	89	7.4	319	26.4	408	33.8

Cohort Year selected = 2007 and Time Period Covered = AFTER THREE (3) YEARS (from AY2007 thru AY2009) for Two-Year Colleges and Gender = BLACK.

#	IT	College	FICE	Cohort	Transfers		Bacc.		Adv. Cert.		Assoc.		Tech. Cert.		Cert. Prof.		Graduates		Retained		Success	
					#	%	#	%	#	%	#	%	#	%	#	%	#	%	#	%	#	%
1	2	ANC	012860	85		8.2		-		-		4.7		3.5		1.2		9.4	17	20.0	25	29.4
2	2	ASUB	001091	34		14.7		-		-		11.8		11.8		2.9		26.5		17.6	15	44.1
3	2	ASUMH	901090			-		-		-		-		-		-		-		-		-
4	2	ASUN	011949			14.3		-		-		-		-		-		-		28.6		28.6
5	2	BRTC	020522			-		-		-		50.0		-		-		50.0		-		50.0
6	2	CCCUA	022209			50.0		-		-		-		-		-		-		-		-
7	2	EACC	012260	114	18	15.8		-		-		5.3		-		-		5.3	21	18.4	27	23.7
8	2	MSCC	023482	70		11.4		-		-		4.3		-		-		4.3	17	24.3	20	28.6
9	2	NAC	012261			-		-		-		-		-		-		-		-		-
10	2	NPCC	012105	22		-		-		-		4.5		-		-		4.5		22.7		27.3
11	2	NWACC	030633			11.1		-		-		-		-		-		-		11.1		11.1
12	2	OTC	009976	10		20.0		-		-		10.0		-		-		10.0		10.0		20.0
13	2	OZC	020870			-		-		-		-		-		-		-		-		-
14	2	PCCUA	001104	51		2.0		-		-		13.7		2.0		-		15.7	16	31.4	24	47.1
15	2	PTC	020753	408	23	5.6		-		-	18	4.4	12	2.9		1.0	34	8.3	129	31.6	163	40.0
16	2	RMCC	021111			-		-		-		-		-		-		-		-		-
17	2	SACC	020746	38		5.3		-		-		-		-		-		-	17	44.7	17	44.7
18	2	SAUT	007738	42		11.9		-		-		11.9		14.3		-	11	26.2		9.5	15	35.7
19	2	SEAC	005707	89		7.9		-		-		3.4		-		-		3.4	28	31.5	31	34.8
20	2	UACCB	020735	10		10.0		-		-		10.0		-		-		10.0		20.0		30.0
21	2	UACCH	005732	50		12.0		-		-		10.0		-		8.0		18.0		18.0	18	36.0
22	2	UACCM	005245	19		5.3		-		-		15.8		-		-		15.8		21.1		36.8
2-Year Colleges				1,066	90	8.4		-		-	62	5.8	26	2.4	10	0.9	98	9.2	279	26.2	377	35.4

Cohort Year selected = 2008 and Time Period Covered = AFTER THREE (3) YEARS (from AY2008 thru AY2010) for Two-Year Colleges and Gender = BLACK.

#	IT	College	FICE	Cohort	Transfers		Bacc.		Adv. Cert.		Assoc.		Tech. Cert.		Cert. Prof.		Graduates		Retained		Success	
					#	%	#	%	#	%	#	%	#	%	#	%	#	%	#	%	#	%
1	2	ANC	012860	76		7.9		-		-		3.9		1.3		-		5.3	22	28.9	26	34.2
2	2	ASUB	001091	26		11.5		-		-		11.5		15.4		7.7		34.6		15.4	13	50.0
3	2	ASUMH	901090			-		-		-		-		-		-		-		-		-
4	2	ASUN	011949	17		17.6		-		-		11.8		-		-		11.8		17.6		29.4
5	2	BRTC	020522			20.0		-		-		20.0		-		-		20.0		20.0		40.0
6	2	CCCUA	022209	14		21.4		-		-		7.1		-		7.1		14.3		28.6		42.9
7	2	EACC	012260	118	16	13.6		-		-		5.1		1.7		-		6.8	33	28.0	41	34.7
8	2	MSCC	023482	66		9.1		-		-		6.1		-		-		6.1	20	30.3	24	36.4
9	2	NAC	012261			50.0		-		-		-		-		-		-		-		-
10	2	NPCC	012105	29		6.9		-		-		13.8		3.4		-		17.2	12	41.4	17	58.6
11	2	NWACC	030633			-		-		-		11.1		-		-		11.1		22.2		33.3
12	2	OTC	009976	18		5.6		-		-		-		-		-		-		22.2		22.2
13	2	OZC	020870			-		-		-		-		-		-		-		-		-
14	2	PCCUA	001104	53		11.3		-		-		13.2		3.8		-		17.0	12	22.6	21	39.6
15	2	PTC	020753	425	30	7.1		-		-	11	2.6	13	3.1		0.2	25	5.9	161	37.9	186	43.8
16	2	RMCC	021111			100.0		-		-		-		-		-		-		-		-
17	2	SACC	020746	60		6.7		-		-		1.7		-		-		1.7	24	40.0	25	41.7
18	2	SAUT	007738	70		11.4		-		-		12.9		4.3		-	12	17.1	10	14.3	22	31.4
19	2	SEAC	005707	120	12	10.0		-		-		3.3		-		1.7		5.0	32	26.7	38	31.7
20	2	UACCB	020735			-		-		-		-		-		-		-		42.9		42.9
21	2	UACCH	005732	88		6.8		-		-		4.5		2.3		3.4		10.2	20	22.7	29	33.0
22	2	UACCM	005245	28		7.1		-		-		-		-		-		-	10	35.7	10	35.7
2-Year Colleges				1,236	112	9.1		-		-	61	4.9	28	2.3	0.7	98	7.9	377	30.5	475	38.4	

ADHE Graduation Rate Calculation - 2-Year Colleges - BY RACE/ETHNICITY (HISPANIC)

Cohort Year selected = **2004** and Time Period Covered = AFTER THREE (3) YEARS (from AY2004 thru AY2006) for Two-Year Colleges and Gender = **HISPANIC**.

#	IT	College	FICE	Cohort	Transfers		Bacc.		Adv. Cert.		Assoc.		Tech. Cert.		Cert. Prof.		Graduates		Retained		Success		
					#	%	#	%	#	%	#	%	#	%	#	%	#	%	#	%	#	%	
1	2	ANC	012860			-		-		-		-		12.5		-		12.5		-		12.5	
2	2	ASUB	001091	14		-		-		-		7.1		14.3		-		21.4		14.3		35.7	
3	2	ASUMH	901090			-		-		-		-		-		-		-		-		-	
4	2	ASUN	011949			-		-		-		100.0		-		-		100.0		-		100.0	
5	2	BRTC	020522			-		-		-		-		33.3		-		33.3		-		33.3	
6	2	CCCUA	022209	11		9.1		-		-		18.2		9.1		-		27.3		36.4		63.6	
7	2	EACC	012260			-		-		-		-		-		-		-		-		-	
8	2	MSCC	023482			-		-		-		-		-		-		-		-		-	
9	2	NAC	012261	12		-		-		-		16.7		-		-		16.7		50.0		66.7	
10	2	NPCC	012105	12		-		-		-		8.3		-		-		8.3		50.0		58.3	
11	2	NWACC	030633	45		17.8		-		-		8.9		-		-		8.9		20	44.4	24	53.3
12	2	OTC	009976			-		-		-		100.0		-		-		100.0		-		100.0	
13	2	OZC	020870			-		-		-		-		-		-		-		33.3		33.3	
14	2	PCCUA	001104			-		-		-		-		-		-		-		-		-	
15	2	PTC	020753			16.7		-		-		-		-		-		-		50.0		50.0	
16	2	RMCC	021111			33.3		-		-		-		-		-		-		-		-	
17	2	SACC	020746			-		-		-		-		-		-		-		25.0		25.0	
18	2	SAUT	007738			-		-		-		-		-		-		-		-		-	
19	2	SEAC	005707			100.0		-		-		-		-		-		-		-		-	
20	2	UACCB	020735			-		-		-		-		-		-		-		-		-	
21	2	UACCH	005732			-		-		-		100.0		-		-		100.0		-		100.0	
22	2	UACCM	005245			12.5		-		-		-		-		-		-		50.0		50.0	
2-Year Colleges				136	13	9.6		-		-	13	9.6		3.7		-	18	13.2	47	34.6	65	47.8	

Cohort Year selected = **2005** and Time Period Covered = AFTER THREE (3) YEARS (from AY2005 thru AY2007) for Two-Year Colleges and Gender = **HISPANIC**.

#	IT	College	FICE	Cohort	Transfers		Bacc.		Adv. Cert.		Assoc.		Tech. Cert.		Cert. Prof.		Graduates		Retained		Success	
					#	%	#	%	#	%	#	%	#	%	#	%	#	%	#	%	#	%
1	2	ANC	012860			-		-		-		33.3		-		-		33.3		-		33.3
2	2	ASUB	001091			-		-		-		-		-		-		-		40.0		40.0
3	2	ASUMH	901090			-		-		-		-		-		-		-		33.3		33.3
4	2	ASUN	011949			-		-		-		-		-		-		-		-		-
5	2	BRTC	020522			-		-		-		-		-		-		-		-		-
6	2	CCCUA	022209	10		-		-		-		20.0		-		-		20.0		30.0		50.0
7	2	EACC	012260			-		-		-		-		-		-		-		-		-
8	2	MSCC	023482			-		-		-		-		-		-		-		100.0		100.0
9	2	NAC	012261	12		-		-		-		16.7		16.7		-		33.3		16.7		50.0
10	2	NPCC	012105			-		-		-		14.3		-		-		14.3		42.9		57.1
11	2	NWACC	030633	31		3.2		-		-		16.1		-		-		16.1		29.0	14	45.2
12	2	OTC	009976			50.0		-		-		-		50.0		-		50.0		-		50.0
13	2	OZC	020870			-		-		-		-		-		-		-		-		-
14	2	PCCUA	001104			-		-		-		-		-		-		-		66.7		66.7
15	2	PTC	020753	12		8.3		-		-		-		-		-		-		41.7		41.7
16	2	RMCC	021111			-		-		-		-		-		-		-		100.0		100.0
17	2	SACC	020746			-		-		-		25.0		25.0		-		50.0		-		50.0
18	2	SAUT	007738			-		-		-		100.0		-		-		100.0		-		100.0
19	2	SEAC	005707			-		-		-		-		-		-		-		33.3		33.3
20	2	UACCB	020735			-		-		-		-		-		-		-		-		-
21	2	UACCH	005732			-		-		-		-		-		-		-		50.0		50.0
22	2	UACCM	005245			-		-		-		12.5		-		-		12.5		12.5		25.0
2-Year Colleges				114		2.6		-		-	14	12.3		3.5		-	18	15.8	32	28.1	50	43.9

Cohort Year selected = 2006 and Time Period Covered = AFTER THREE (3) YEARS (from AY2006 thru AY2008) for Two-Year Colleges and Gender = HISPANIC.

#	IT	College	FICE	Cohort	Transfers		Bacc.		Adv. Cert.		Assoc.		Tech. Cert.		Cert. Prof.		Graduates		Retained		Success			
					#	%	#	%	#	%	#	%	#	%	#	%	#	%	#	%	#	%		
1	2	ANC	012860			-		-		-		-		12.5		-		12.5		-		12.5		
2	2	ASUB	001091	14		21.4		-		-		57.1		-		-		57.1		-		57.1		
3	2	ASUMH	901090			-		-		-		-		-		-		-		-		-		
4	2	ASUN	011949			-		-		-		-		-		-		-		-		-		
5	2	BRTC	020522			-		-		-		33.3		-		-		33.3		33.3		66.7		
6	2	CCCUA	022209	24		8.3		-		-		25.0		-		4.2		29.2		25.0		13	54.2	
7	2	EACC	012260			-		-		-		-		-		-		-		50.0		50.0		
8	2	MSCC	023482			-		-		-		-		-		-		-		100.0		100.0		
9	2	NAC	012261			-		-		-		-		11.1		-		11.1		-		11.1		
10	2	NPCC	012105	11		18.2		-		-		18.2		-		-		18.2		18.2		36.4		
11	2	NWACC	030633	36		22.2		-		-		5.6		-		-		5.6		16		44.4	18	50.0
12	2	OTC	009976			-		-		-		-		-		-		-		25.0		25.0		
13	2	OZC	020870			-		-		-		-		-		-		-		-		-		
14	2	PCCUA	001104			-		-		-		33.3		-		-		33.3		-		33.3		
15	2	PTC	020753	17		5.9		-		-		23.5		-		-		23.5		41.2		11	64.7	
16	2	RMCC	021111			-		-		-		-		-		-		-		-		-		
17	2	SACC	020746			-		-		-		-		-		-		-		-		-		
18	2	SAUT	007738			-		-		-		-		100.0		-		100.0		-		100.0		
19	2	SEAC	005707			-		-		-		-		-		-		-		-		-		
20	2	UACCB	020735			-		-		-		33.3		-		-		33.3		66.7		100.0		
21	2	UACCH	005732			-		-		-		25.0		-		-		25.0		50.0		75.0		
22	2	UACCM	005245			-		-		-		-		-		-		-		20.0		20.0		
2-Year Colleges				152	16	10.5		-		-		27	17.8		2.0		0.7		31	20.4	42	27.6	73	48.0

Cohort Year selected = 2007 and Time Period Covered = AFTER THREE (3) YEARS (from AY2007 thru AY2009) for Two-Year Colleges and Gender = HISPANIC.

#	IT	College	FICE	Cohort	Transfers		Bacc.		Adv. Cert.		Assoc.		Tech. Cert.		Cert. Prof.		Graduates		Retained		Success			
					#	%	#	%	#	%	#	%	#	%	#	%	#	%	#	%	#	%		
1	2	ANC	012860			-		-		-		-		50.0		-		50.0		-		50.0		
2	2	ASUB	001091	23		4.3		-		-		30.4		4.3		-		34.8		17.4		12	52.2	
3	2	ASUMH	901090			-		-		-		-		-		-		-		25.0		25.0		
4	2	ASUN	011949			-		-		-		-		-		-		-		-		-		
5	2	BRTC	020522			-		-		-		-		-		-		-		50.0		50.0		
6	2	CCCUA	022209	15		-		-		-		26.7		-		-		26.7		33.3		60.0		
7	2	EACC	012260			-		-		-		-		-		-		-		-		-		
8	2	MSCC	023482			-		-		-		50.0		-		-		50.0		50.0		100.0		
9	2	NAC	012261			-		-		-		-		-		-		-		33.3		33.3		
10	2	NPCC	012105	14		7.1		-		-		-		-		-		-		57.1		57.1		
11	2	NWACC	030633	62		9.7		-		-		9.7		-		-		9.7		27		43.5	33	53.2
12	2	OTC	009976			-		-		-		50.0		-		-		50.0		-		50.0		
13	2	OZC	020870			-		-		-		-		-		-		-		-		-		
14	2	PCCUA	001104			-		-		-		-		-		-		-		-		-		
15	2	PTC	020753	12		16.7		-		-		8.3		-		-		8.3		8.3		16.7		
16	2	RMCC	021111			50.0		-		-		-		-		-		-		-		-		
17	2	SACC	020746			-		-		-		-		-		-		-		-		-		
18	2	SAUT	007738			-		-		-		-		50.0		-		50.0		-		50.0		
19	2	SEAC	005707			-		-		-		-		-		-		-		100.0		100.0		
20	2	UACCB	020735			-		-		-		33.3		-		-		33.3		33.3		66.7		
21	2	UACCH	005732			-		-		-		-		20.0		-		20.0		20.0		40.0		
22	2	UACCM	005245	15		13.3		-		-		26.7		-		-		26.7		13.3		40.0		
2-Year Colleges				180	13	7.2		-		-		25	13.9		3.3		-		31	17.2	56	31.1	87	48.3

Cohort Year selected = **2008** and Time Period Covered = AFTER THREE (3) YEARS (from AY2008 thru AY2010) for Two-Year Colleges and Gender = **HISPANIC**.

#	IT	College	FICE	Cohort	Transfers		Bacc.		Adv. Cert.		Assoc.		Tech. Cert.		Cert. Prof.		Graduates		Retained		Success	
					#	%	#	%	#	%	#	%	#	%	#	%	#	%	#	%	#	%
1	2	ANC	012860			-		-			14.3		42.9				57.1					57.1
2	2	ASUB	001091	17		5.9		-		-	17.6		5.9		5.9		29.4		11.8			41.2
3	2	ASUMH	901090			-		-		-	50.0		-		-		50.0		-			50.0
4	2	ASUN	011949			-		-		-	-		-		-		-		100.0			100.0
5	2	BRTC	020522			-		-		-	-		40.0		-		40.0		20.0			60.0
6	2	CCCUA	022209	22		9.1		-		-	4.5		4.5		4.5		13.6		27.3			40.9
7	2	EACC	012260			-		-		-	40.0		-		-		40.0		-			40.0
8	2	MSCC	023482			-		-		-	-		-		-		-		-			-
9	2	NAC	012261	12		33.3		-		-	-		-		-		-		33.3			33.3
10	2	NPCC	012105			-		-		-	11.1		11.1		-		22.2		44.4			66.7
11	2	NWACC	030633	73		11.0		-		-	9.6		-		-		9.6		34		46.6	56.2
12	2	OTC	009976			-		-		-	-		20.0		-		20.0		-			20.0
13	2	OZC	020870			-		-		-	-		-		-		-		100.0			100.0
14	2	PCCUA	001104			-		-		-	100.0		-		-		100.0		-			100.0
15	2	PTC	020753	14		-		-		-	7.1		-		-		7.1		14.3			21.4
16	2	RMCC	021111			-		-		-	-		33.3		-		33.3		-			33.3
17	2	SACC	020746			-		-		-	100.0		-		-		100.0		-			100.0
18	2	SAUT	007738			-		-		-	33.3		-		-		33.3		-			33.3
19	2	SEAC	005707			-		-		-	-		-		-		-		100.0			100.0
20	2	UACCB	020735			16.7		-		-	16.7		-		33.3		50.0		-			50.0
21	2	UACCH	005732			-		-		-	-		-		33.3		33.3		-			33.3
22	2	UACCM	005245	18		5.6		-		-	33.3		-		5.6		38.9		22.2		11	61.1
2-Year Colleges				215	17	7.9		-		-	29	13.5	10	4.7		3.3	46	21.4	60	27.9	106	49.3

ADHE Graduation Rate Calculation - 2-Year Colleges - BY RACE/ETHNICITY (AMERICAN INDIAN/ALASKA NATIVE)

Cohort Year selected = **2004** and Time Period Covered = AFTER THREE (3) YEARS (from AY2004 thru AY2006) for Two-Year Colleges and Gender = **AMER. INDIAN/ALASKA NATIVE**.

#	IT	College	FICE	Cohort	Transfers		Bacc.		Adv. Cert.		Assoc.		Tech. Cert.		Cert. Prof.		Graduates		Retained		Success	
					#	%	#	%	#	%	#	%	#	%	#	%	#	%	#	%	#	%
1	2	ANC	012860			-		-		-	50.0		-		-		50.0		-			50.0
2	2	ASUB	001091			14.3		-		-	-		-		-		-		14.3			14.3
3	2	ASUMH	901090			-		-		-	33.3		-		-		33.3		66.7			100.0
4	2	ASUN	011949			-		-		-	-		-		-		-		-			-
5	2	BRTC	020522			-		-		-	-		-		-		-		-			-
6	2	CCCUA	022209			-		-		-	-		-		-		-		-			-
7	2	EACC	012260			-		-		-	-		-		-		-		20.0			20.0
8	2	MSCC	023482			-		-		-	-		-		-		-		-			-
9	2	NAC	012261			-		-		-	33.3		-		-		33.3		33.3			66.7
10	2	NPCC	012105			-		-		-	-		-		-		-		66.7			66.7
11	2	NWACC	030633			-		-		-	33.3		-		-		33.3		16.7			50.0
12	2	OTC	009976			-		-		-	-		-		-		-		-			-
13	2	OZC	020870			-		-		-	-		-		-		-		-			-
14	2	PCCUA	001104			-		-		-	-		-		-		-		50.0			50.0
15	2	PTC	020753			-		-		-	-		-		-		-		-			-
16	2	RMCC	021111			-		-		-	-		-		-		-		100.0			100.0
17	2	SACC	020746			-		-		-	-		-		-		-		-			-
18	2	SAUT	007738			-		-		-	-		-		-		-		-			-
19	2	SEAC	005707			-		-		-	-		-		-		-		-			-
20	2	UACCB	020735			-		-		-	-		-		-		-		-			-
21	2	UACCH	005732			-		-		-	-		-		-		-		100.0			100.0
22	2	UACCM	005245			-		-		-	-		-		-		-		100.0			100.0
2-Year Colleges				48		2.1		-		-	12.5		-		-		12.5		12	25.0	18	37.5

Cohort Year selected = 2005 and Time Period Covered = AFTER THREE (3) YEARS (from AY2005 thru AY2007) for Two-Year Colleges and Gender = AMER. INDIAN/ALASKA NATIVE.

#	IT	College	FICE	Cohort	Transfers		Bacc.		Adv. Cert.		Assoc.		Tech. Cert.		Cert. Prof.		Graduates		Retained		Success	
					#	%	#	%	#	%	#	%	#	%	#	%	#	%	#	%	#	%
1	2	ANC	012860			-		-		-		-		-		-		-		-		-
2	2	ASUB	001091	18		5.6		-		-	22.2		5.6		-		27.8		16.7		44.4	
3	2	ASUMH	901090			-		-		-	-		-		-		-		100.0		100.0	
4	2	ASUN	011949			-		-		-	-		-		-		-		-		-	
5	2	BRTC	020522			-		-		-	-		-		-		-		-		-	
6	2	CCCUA	022209			-		-		-	-		-		-		-		100.0		100.0	
7	2	EACC	012260			-		-		-	-		-		-		-		-		-	
8	2	MSCC	023482			-		-		-	-		-		-		-		-		-	
9	2	NAC	012261			22.2		-		-	-		-		-		-		22.2		22.2	
10	2	NPCC	012105			-		-		-	50.0		-		-		50.0		50.0		100.0	
11	2	NWACC	030633	12		16.7		-		-	-		-		-		-		41.7		41.7	
12	2	OTC	009976			33.3		-		-	-		-		-		-		-		-	
13	2	OZC	020870			-		-		-	33.3		-		-		33.3		-		33.3	
14	2	PCCUA	001104			-		-		-	-		-		-		-		-		-	
15	2	PTC	020753			20.0		-		-	-		-		-		-		80.0		80.0	
16	2	RMCC	021111			16.7		-		-	-		-		-		-		-		-	
17	2	SACC	020746			-		-		-	-		-		-		-		-		-	
18	2	SAUT	007738			-		-		-	-		-		-		-		-		-	
19	2	SEAC	005707			-		-		-	-		-		-		-		-		-	
20	2	UACCB	020735			-		-		-	-		-		-		-		-		-	
21	2	UACCH	005732			-		-		-	-		-		-		-		-		-	
22	2	UACCM	005245			-		-		-	-		-		-		-		-		-	
2-Year Colleges				67		11.9		-		-	9.0		1.5		-		10.4	17	25.4	24	35.8	

Cohort Year selected = 2006 and Time Period Covered = AFTER THREE (3) YEARS (from AY2006 thru AY2008) for Two-Year Colleges and Gender = AMER. INDIAN/ALASKA NATIVE.

#	IT	College	FICE	Cohort	Transfers		Bacc.		Adv. Cert.		Assoc.		Tech. Cert.		Cert. Prof.		Graduates		Retained		Success	
					#	%	#	%	#	%	#	%	#	%	#	%	#	%	#	%	#	%
1	2	ANC	012860			-		-		-		-		-		-		-		-		-
2	2	ASUB	001091			14.3		-		-	14.3		-		14.3		28.6		14.3		42.9	
3	2	ASUMH	901090			-		-		-	-		-		-		-		-		-	
4	2	ASUN	011949			-		-		-	-		-		-		-		100.0		100.0	
5	2	BRTC	020522			-		-		-	-		-		-		-		50.0		50.0	
6	2	CCCUA	022209			25.0		-		-	-		-		-		-		-		-	
7	2	EACC	012260			-		-		-	-		-		-		-		-		-	
8	2	MSCC	023482			-		-		-	-		-		-		-		-		-	
9	2	NAC	012261			50.0		-		-	-		-		-		-		-		-	
10	2	NPCC	012105			-		-		-	-		-		-		-		-		-	
11	2	NWACC	030633	12		-		-		-	-		-		8.3		8.3		16.7		25.0	
12	2	OTC	009976			-		-		-	-		-		-		-		-		-	
13	2	OZC	020870			-		-		-	25.0		-		-		25.0		50.0		75.0	
14	2	PCCUA	001104			-		-		-	-		-		-		-		-		-	
15	2	PTC	020753			-		-		-	20.0		20.0		-		40.0		20.0		60.0	
16	2	RMCC	021111			14.3		-		-	-		14.3		-		14.3		14.3		28.6	
17	2	SACC	020746			-		-		-	-		-		-		-		-		-	
18	2	SAUT	007738			-		-		-	-		100.0		-		100.0		-		100.0	
19	2	SEAC	005707			-		-		-	-		-		-		-		-		-	
20	2	UACCB	020735			-		-		-	100.0		-		-		100.0		-		100.0	
21	2	UACCH	005732			100.0		-		-	-		-		-		-		-		-	
22	2	UACCM	005245			18.2		-		-	9.1		-		-		9.1		9.1		18.2	
2-Year Colleges				63		11.1		-		-	7.9		4.8		3.2		10	15.9	10	15.9	20	31.7

Cohort Year selected = 2007 and Time Period Covered = AFTER THREE (3) YEARS (from AY2007 thru AY2009) for Two-Year Colleges and Gender = AMER. INDIAN/ALASKA NATIVE.

#	IT	College	FICE	Cohort	Transfers		Bacc.		Adv. Cert.		Assoc.		Tech. Cert.		Cert. Prof.		Graduates		Retained		Success		
					#	%	#	%	#	%	#	%	#	%	#	%	#	%	#	%	#	%	
1	2	ANC	012860			-		-		-		-		-		-		-		50.0		50.0	
2	2	ASUB	001091			12.5		-		-		12.5		12.5		-		25.0		12.5		37.5	
3	2	ASUMH	901090			-		-		-		-		-		-		-		50.0		50.0	
4	2	ASUN	011949			-		-		-		-		-		-		-		-		-	
5	2	BRTC	020522			-		-		-		-		-		-		-		-		-	
6	2	CCCUA	022209			-		-		-		-		-		-		-		-		-	
7	2	EACC	012260			-		-		-		-		-		-		-		-		-	
8	2	MSCC	023482			-		-		-		-		-		-		-		-		-	
9	2	NAC	012261	13		23.1		-		-		23.1		7.7		-		30.8		7.7		38.5	
10	2	NPCC	012105			-		-		-		-		-		50.0		50.0		-		50.0	
11	2	NWACC	030633	10		10.0		-		-		-		-		-		-		20.0		20.0	
12	2	OTC	009976			-		-		-		-		-		-		-		-		-	
13	2	OZC	020870			-		-		-		-		-		-		-		-		-	
14	2	PCCUA	001104			-		-		-		-		-		-		-		-		-	
15	2	PTC	020753			-		-		-		-		-		-		-		44.4		44.4	
16	2	RMCC	021111			-		-		-		-		-		-		-		-		-	
17	2	SACC	020746			-		-		-		-		-		-		-		-		-	
18	2	SAUT	007738			-		-		-		100.0		-		-		100.0		-		100.0	
19	2	SEAC	005707			-		-		-		-		-		-		-		-		-	
20	2	UACCB	020735			-		-		-		50.0		-		-		50.0		50.0		100.0	
21	2	UACCH	005732			-		-		-		-		-		-		-		-		-	
22	2	UACCM	005245			-		-		-		-		-		-		-		-		-	
2-Year Colleges				57		8.8		-		-		10.5		3.5		-		15.8		11	19.3	20	35.1

Cohort Year selected = 2008 and Time Period Covered = AFTER THREE (3) YEARS (from AY2008 thru AY2010) for Two-Year Colleges and Gender = AMER. INDIAN/ALASKA NATIVE.

#	IT	College	FICE	Cohort	Transfers		Bacc.		Adv. Cert.		Assoc.		Tech. Cert.		Cert. Prof.		Graduates		Retained		Success		
					#	%	#	%	#	%	#	%	#	%	#	%	#	%	#	%	#	%	
1	2	ANC	012860			33.3		-		-		66.7		-		-		66.7		-		66.7	
2	2	ASUB	001091			-		-		-		12.5		12.5		-		25.0		12.5		37.5	
3	2	ASUMH	901090			-		-		-		100.0		-		-		100.0		-		100.0	
4	2	ASUN	011949			-		-		-		-		-		-		-		-		-	
5	2	BRTC	020522			50.0		-		-		-		-		-		-		50.0		50.0	
6	2	CCCUA	022209			-		-		-		-		-		-		-		-		-	
7	2	EACC	012260			-		-		-		-		-		-		-		50.0		50.0	
8	2	MSCC	023482			-		-		-		-		-		-		-		50.0		50.0	
9	2	NAC	012261			25.0		-		-		-		-		-		-		25.0		25.0	
10	2	NPCC	012105			-		-		-		-		-		-		-		100.0		100.0	
11	2	NWACC	030633	12		-		-		-		16.7		-		-		16.7		8.3		25.0	
12	2	OTC	009976			-		-		-		-		-		-		-		-		-	
13	2	OZC	020870			-		-		-		-		-		-		-		-		-	
14	2	PCCUA	001104			-		-		-		-		-		-		-		-		-	
15	2	PTC	020753			-		-		-		-		-		-		-		100.0		100.0	
16	2	RMCC	021111			-		-		-		-		-		-		-		-		-	
17	2	SACC	020746			-		-		-		-		-		-		-		-		-	
18	2	SAUT	007738			-		-		-		-		100.0		-		100.0		-		100.0	
19	2	SEAC	005707			-		-		-		-		-		-		-		-		-	
20	2	UACCB	020735			-		-		-		-		-		-		-		-		-	
21	2	UACCH	005732			-		-		-		33.3		-		-		33.3		33.3		66.7	
22	2	UACCM	005245			-		-		-		-		-		-		-		-		-	
2-Year Colleges				59		5.1		-		-		11.9		3.4		-		15.3		12	20.3	21	35.6

ADHE Graduation Rate Calculation - 2-Year Colleges - BY RACE/ETHNICITY (WHITE)

Cohort Year selected = **2004** and Time Period Covered = AFTER THREE (3) YEARS (from AY2004 thru AY2006) for Two-Year Colleges and Gender = **WHITE**.

#	IT	College	FICE	Cohort	Transfers		Bacc.		Adv. Cert.		Assoc.		Tech. Cert.		Cert. Prof.		Graduates		Retained		Success	
					#	%	#	%	#	%	#	%	#	%	#	%	#	%	#	%	#	%
1	2	ANC	012860	205	11	5.4		-		-	33	16.1	29	14.1		-	62	30.2	32	15.6	94	45.9
2	2	ASUB	001091	608	87	14.3		-		-	109	17.9	63	10.4		0.5	175	28.8	118	19.4	293	48.2
3	2	ASUMH	901090	234	28	12.0		-		-	38	16.2		3.0		1.7	49	20.9	25	10.7	74	31.6
4	2	ASUN	011949	54		11.1		-		-	12	22.2		3.7		-	14	25.9		16.7	23	42.6
5	2	BRTC	020522	334	42	12.6		-		-	40	12.0	38	11.4		-	78	23.4	68	20.4	146	43.7
6	2	CCCUA	022209	61		6.6		-		-		9.8		-		3.3		13.1	11	18.0	19	31.1
7	2	EACC	012260	95		6.3		-		-		8.4		-		-		8.4	26	27.4	34	35.8
8	2	MSCC	023482	45		17.8		-		-	14	31.1		-		-	14	31.1		15.6	21	46.7
9	2	NAC	012261	414	44	10.6		-		-	53	12.8	19	4.6		1.7	79	19.1	82	19.8	161	38.9
10	2	NPCC	012105	279	31	11.1		-		-	19	6.8	24	8.6		-	43	15.4	60	21.5	103	36.9
11	2	NWACC	030633	392	62	15.8		-		-	26	6.6		-		-	26	6.6	122	31.1	148	37.8
12	2	OTC	009976	166	25	15.1		-		-	26	15.7	13	7.8		-	39	23.5	28	16.9	67	40.4
13	2	OZC	020870	139	17	12.2		-		-	17	12.2		-		-	17	12.2	26	18.7	43	30.9
14	2	PCCUA	001104	130	15	11.5		-		-	16	12.3		0.8		0.8	18	13.8	34	26.2	52	40.0
15	2	PTC	020753	371	61	16.4		-		-	35	9.4	30	8.1	14	3.8	79	21.3	91	24.5	170	45.8
16	2	RMCC	021111	141	18	12.8		-		-	13	9.2		4.3		-	19	13.5	23	16.3	42	29.8
17	2	SACC	020746	158	23	14.6		-		-	31	19.6	12	7.6		1.9	46	29.1	25	15.8	71	44.9
18	2	SAUT	007738	67	11	16.4		-		-		11.9		1.5		-		13.4	10	14.9	19	28.4
19	2	SEAC	005707	109	14	12.8		-		-	12	11.0		1.8		0.9	15	13.8	25	22.9	40	36.7
20	2	UACCB	020735	124	19	15.3		-		-		7.3		-	11	8.9	20	16.1	34	27.4	54	43.5
21	2	UACCH	005732	150		6.0		-		-	23	15.3		5.3		2.7	35	23.3	30	20.0	65	43.3
22	2	UACCM	005245	432	42	9.7		-		-	68	15.7	15	3.5		-	83	19.2	73	16.9	156	36.1
2-Year Colleges				4,708	583	12.4		-		-	616	13.1	270	5.7	50	1.1	936	19.9	959	20.4	1,895	40.3

Cohort Year selected = **2005** and Time Period Covered = AFTER THREE (3) YEARS (from AY2005 thru AY2007) for Two-Year Colleges and Gender = **WHITE**.

#	IT	College	FICE	Cohort	Transfers		Bacc.		Adv. Cert.		Assoc.		Tech. Cert.		Cert. Prof.		Graduates		Retained		Success	
					#	%	#	%	#	%	#	%	#	%	#	%	#	%	#	%	#	%
1	2	ANC	012860	219	16	7.3		-		-	32	14.6	14	6.4		-	46	21.0	40	18.3	86	39.3
2	2	ASUB	001091	627	80	12.8		-		-	145	23.1	73	11.6		1.0	224	35.7	91	14.5	315	50.2
3	2	ASUMH	901090	234	34	14.5		-		-	44	18.8		-		0.9	46	19.7	40	17.1	86	36.8
4	2	ASUN	011949	86	14	16.3		-		-	12	14.0	11	12.8		-	23	26.7	13	15.1	36	41.9
5	2	BRTC	020522	315	52	16.5		-		-	30	9.5	15	4.8		0.3	46	14.6	65	20.6	111	35.2
6	2	CCCUA	022209	63		6.3		-		-		7.9		1.6		1.6		11.1	20	31.7	27	42.9
7	2	EACC	012260	116	12	10.3		-		-	16	13.8		-		-	16	13.8	29	25.0	45	38.8
8	2	MSCC	023482	58		8.6		-		-		13.8		-		-		13.8	13	22.4	21	36.2
9	2	NAC	012261	364	35	9.6		-		-	51	14.0	19	5.2		1.1	74	20.3	67	18.4	141	38.7
10	2	NPCC	012105	292	21	7.2		-		-	29	9.9	21	7.2		-	50	17.1	62	21.2	112	38.4
11	2	NWACC	030633	437	69	15.8		-		-	26	5.9		-		0.5	28	6.4	130	29.7	158	36.2
12	2	OTC	009976	148	23	15.5		-		-	21	14.2	13	8.8		2.7	38	25.7	21	14.2	59	39.9
13	2	OZC	020870	145	14	9.7		-		-	17	11.7		1.4		-	19	13.1	36	24.8	55	37.9
14	2	PCCUA	001104	94	16	17.0		-		-	18	19.1		1.1		1.1	20	21.3	21	22.3	41	43.6
15	2	PTC	020753	396	57	14.4		-		-	47	11.9	23	5.8		1.3	75	18.9	103	26.0	178	44.9
16	2	RMCC	021111	157	13	8.3		-		-	21	13.4		4.5		-	28	17.8	18	11.5	46	29.3
17	2	SACC	020746	89	14	15.7		-		-		5.6		3.4		1.1		10.1	15	16.9	24	27.0
18	2	SAUT	007738	92		8.7		-		-		7.6	42	45.7		-	49	53.3	11	12.0	60	65.2
19	2	SEAC	005707	81	13	16.0		-		-	14	17.3		1.2		-	15	18.5	15	18.5	30	37.0
20	2	UACCB	020735	138	21	15.2		-		-	19	13.8		-		5.8	27	19.6	22	15.9	49	35.5
21	2	UACCH	005732	147	20	13.6		-		-	12	8.2		5.4		4.1	26	17.7	29	19.7	55	37.4
22	2	UACCM	005245	275	29	10.5		-		-	38	13.8		0.4		-	39	14.2	55	20.0	94	34.2
2-Year Colleges				4,573	570	12.5		-		-	617	13.5	255	5.6	41	0.9	913	20.0	916	20.0	1,829	40.0

Cohort Year selected = 2006 and Time Period Covered = AFTER THREE (3) YEARS (from AY2006 thru AY2008) for Two-Year Colleges and Gender = WHITE.

#	IT	College	FICE	Cohort	Transfers		Bacc.		Adv. Cert.		Assoc.		Tech. Cert.		Cert. Prof.		Graduates		Retained		Success		
					#	%	#	%	#	%	#	%	#	%	#	%	#	%	#	%	#	%	
1	2	ANC	012860	237	11	4.6		-		-	33	13.9	18	7.6		-	51	21.5	46	19.4	97	40.9	
2	2	ASUB	001091	692	96	13.9		-		-	142	20.5	66	9.5		1.3	217	31.4	121	17.5	338	48.8	
3	2	ASUMH	901090	171	23	13.5		-		-	31	18.1		1.2		0.6	34	19.9	27	15.8	61	35.7	
4	2	ASUN	011949	89		6.7		-		-		9.0	12	13.5		-	20	22.5	16	18.0	36	40.4	
5	2	BRTC	020522	300	32	10.7		-		-	27	9.0	29	9.7		1.7	61	20.3	68	22.7	129	43.0	
6	2	CCCUA	022209	60		10.0		-		-	11	18.3		1.7		-	12	20.0	23	38.3	35	58.3	
7	2	EACC	012260	119	10	8.4		-		-	26	21.8		0.8		-	27	22.7	23	19.3	50	42.0	
8	2	MSCC	023482	65	10	15.4		-		-		10.8		-		-		10.8	13	20.0	20	30.8	
9	2	NAC	012261	367	54	14.7		-		-	58	15.8	30	8.2		-	88	24.0	47	12.8	135	36.8	
10	2	NPCC	012105	252	22	8.7		-		-	25	9.9	12	4.8		-	37	14.7	55	21.8	92	36.5	
11	2	NWACC	030633	421	59	14.0		-		-	32	7.6		-		-	32	7.6	116	27.6	148	35.2	
12	2	OTC	009976	140	22	15.7		-		-	20	14.3	13	9.3		1.4	35	25.0	17	12.1	52	37.1	
13	2	OZC	020870	177	15	8.5		-		-	18	10.2		0.6		0.6	20	11.3	33	18.6	53	29.9	
14	2	PCCUA	001104	88	16	18.2		-		-	17	19.3		-		-	17	19.3	14	15.9	31	35.2	
15	2	PTC	020753	490	61	12.4		-		-	52	10.6	31	6.3		0.6	86	17.6	119	24.3	205	41.8	
16	2	RMCC	021111	115	14	12.2		-		-	14	12.2		2.6		-	17	14.8	11	9.6	28	24.3	
17	2	SACC	020746	61		6.6		-		-		8.2		8.2		-	10	16.4	19	31.1	29	47.5	
18	2	SAUT	007738	104		6.7		-		-	13	12.5	33	31.7		1.0	47	45.2	11	10.6	58	55.8	
19	2	SEAC	005707	78		7.7		-		-		10.3		2.6		1.3	11	14.1	22	28.2	33	42.3	
20	2	UACCB	020735	129	12	9.3		-		-	11	8.5		1.6		3.9	18	14.0	37	28.7	55	42.6	
21	2	UACCH	005732	103	10	9.7		-		-	12	11.7		7.8		5.8	26	25.2	17	16.5	43	41.7	
22	2	UACCM	005245	392	55	14.0		-		-	30	7.7		0.8		0.5	35	8.9	81	20.7	116	29.6	
2-Year Colleges				4,650	551	11.8		-		-	600	12.9	272	5.8		36	0.8	908	19.5	936	20.1	1,844	39.7

Cohort Year selected = 2007 and Time Period Covered = AFTER THREE (3) YEARS (from AY2007 thru AY2009) for Two-Year Colleges and Gender = WHITE.

#	IT	College	FICE	Cohort	Transfers		Bacc.		Adv. Cert.		Assoc.		Tech. Cert.		Cert. Prof.		Graduates		Retained		Success		
					#	%	#	%	#	%	#	%	#	%	#	%	#	%	#	%	#	%	#
1	2	ANC	012860	175	12	6.9		-		-	30	17.1	15	8.6		0.6	46	26.3	25	14.3	71	40.6	
2	2	ASUB	001091	665	79	11.9		-		-	122	18.3	60	9.0		1.1	189	28.4	107	16.1	296	44.5	
3	2	ASUMH	901090	160	22	13.8		-		-	31	19.4		2.5		14	8.8	49	30.6	29	18.1	78	48.8
4	2	ASUN	011949	120	16	13.3		-		-	24	20.0		7.5		-	33	27.5	23	19.2	56	46.7	
5	2	BRTC	020522	348	45	12.9		-		-	25	7.2	34	9.8		1.4	64	18.4	69	19.8	133	38.2	
6	2	CCCUA	022209	62		12.9		-		-		8.1		-		-		8.1	16	25.8	21	33.9	
7	2	EACC	012260	131	19	14.5		-		-	17	13.0		1.5		-	19	14.5	28	21.4	47	35.9	
8	2	MSCC	023482	66		10.6		-		-		3.0		-		-		3.0	16	24.2	18	27.3	
9	2	NAC	012261	321	38	11.8		-		-	52	16.2	23	7.2		-	75	23.4	54	16.8	129	40.2	
10	2	NPCC	012105	189	16	8.5		-		-	20	10.6		4.8		0.5	30	15.9	40	21.2	70	37.0	
11	2	NWACC	030633	437	54	12.4		-		-	37	8.5		-		0.9	41	9.4	127	29.1	168	38.4	
12	2	OTC	009976	135	28	20.7		-		-	20	14.8		6.7		3.7	34	25.2	22	16.3	56	41.5	
13	2	OZC	020870	153	17	11.1		-		-	31	20.3		-		2.6	35	22.9	28	18.3	63	41.2	
14	2	PCCUA	001104	73		12.3		-		-	11	15.1		-		-	11	15.1	15	20.5	26	35.6	
15	2	PTC	020753	390	63	16.2		-		-	48	12.3	24	6.2		1.0	76	19.5	95	24.4	171	43.8	
16	2	RMCC	021111	127	18	14.2		-		-	20	15.7		2.4		-	23	18.1	23	18.1	46	36.2	
17	2	SACC	020746	57		12.3		-		-		7.0		3.5		1.8		12.3	20	35.1	27	47.4	
18	2	SAUT	007738	90		5.6		-		-	11	12.2	26	28.9		8.9	45	50.0		7.8	52	57.8	
19	2	SEAC	005707	81		9.9		-		-		8.6		2.5		1.2	10	12.3	24	29.6	34	42.0	
20	2	UACCB	020735	146	17	11.6		-		-	25	17.1		0.7		0.7	27	18.5	41	28.1	68	46.6	
21	2	UACCH	005732	105	13	12.4		-		-	15	14.3		3.8		1.9	21	20.0	21	20.0	42	40.0	
22	2	UACCM	005245	378	61	16.1		-		-	44	11.6		0.3		1.1	49	13.0	59	15.6	108	28.6	
2-Year Colleges				4,409	562	12.7		-		-	601	13.6	228	5.2		62	1.4	891	20.2	889	20.2	1,780	40.4

Cohort Year selected = 2008 and Time Period Covered = AFTER THREE (3) YEARS (from AY2008 thru AY2010) for Two-Year Colleges and Gender = WHITE.

#	IT	College	FICE	Cohort	Transfers		Bacc.		Adv. Cert.		Assoc.		Tech. Cert.		Cert. Prof.		Graduates		Retained		Success	
					#	%	#	%	#	%	#	%	#	%	#	%	#	%	#	%	#	%
1	2	ANC	012860	195	16	8.2					29	14.9	20	10.3			49	25.1	38	19.5	87	44.6
2	2	ASUB	001091	701	73	10.4					162	23.1	45	6.4	13	1.9	220	31.4	134	19.1	354	50.5
3	2	ASUMH	901090	183	12	6.6					42	23.0		1.6	13	7.1	58	31.7	35	19.1	93	50.8
4	2	ASUN	011949	102	12	11.8					14	13.7	12	11.8			26	25.5	17	16.7	43	42.2
5	2	BRTC	020522	420	27	6.4					68	16.2	51	12.1		1.4	125	29.8	93	22.1	218	51.9
6	2	CCCUA	022209	95	15	15.8						8.4		6.3		3.2	17	17.9	24	25.3	41	43.2
7	2	EACC	012260	119		7.6					17	14.3		7.6			26	21.8	32	26.9	58	48.7
8	2	MSSC	023482	80		8.8					11	13.8					11	13.8	19	23.8	30	37.5
9	2	NAC	012261	376	39	10.4					48	12.8	23	6.1		0.8	74	19.7	84	22.3	158	42.0
10	2	NPCC	012105	264	24	9.1					26	9.8	23	8.7		0.8	51	19.3	65	24.6	116	43.9
11	2	NWACC	030633	507	71	14.0					54	10.7				0.6	57	11.2	154	30.4	211	41.6
12	2	OTC	009976	128	15	11.7					19	14.8	18	14.1		1.6	39	30.5	15	11.7	54	42.2
13	2	OZC	020870	208	19	9.1					28	13.5		0.5		2.9	35	16.8	49	23.6	84	40.4
14	2	PCCUA	001104	67	11	16.4					10	14.9		4.5			13	19.4	11	16.4	24	35.8
15	2	PTC	020753	434	42	9.7					48	11.1	36	8.3		0.9	88	20.3	113	26.0	201	46.3
16	2	RMCC	021111	108	19	17.6					14	13.0		0.9			15	13.9	16	14.8	31	28.7
17	2	SACC	020746	63		14.3						9.5		1.6		6.3	11	17.5	15	23.8	26	41.3
18	2	SAUT	007738	122		4.1					22	18.0	23	18.9		6.6	53	43.4	17	13.9	70	57.4
19	2	SEAC	005707	93		3.2					10	10.8		2.2			12	12.9	32	34.4	44	47.3
20	2	UACCB	020735	205	26	12.7					20	9.8			34	16.6	54	26.3	28	13.7	82	40.0
21	2	UACCH	005732	147		6.1					27	18.4		1.4		1.4	31	21.1	33	22.4	64	43.5
22	2	UACCM	005245	428	52	12.1					80	18.7		0.9		0.2	85	19.9	84	19.6	169	39.5
2-Year Colleges				5,045	515	10.2					763	15.1	283	5.6	104	2.1	1,150	22.8	1,108	22.0	2,258	44.8

ADHE Graduation Rate Calculation - 2-Year Colleges - BY RACE/ETHNICITY (NON-RESIDENT ALIEN and UNKNOWN)

Cohort Year selected = 2004 and Time Period Covered = AFTER THREE (3) YEARS (from AY2004 thru AY2006) for Two-Year Colleges and Gender = OTHER.

#	IT	College	FICE	Cohort	Transfers		Bacc.		Adv. Cert.		Assoc.		Tech. Cert.		Cert. Prof.		Graduates		Retained		Success			
					#	%	#	%	#	%	#	%	#	%	#	%	#	%	#	%	#	%		
1	2	ANC	012860																					
2	2	ASUB	001091			33.3																		
3	2	ASUMH	901090																					
4	2	ASUN	011949																					
5	2	BRTC	020522																					
6	2	CCCUA	022209																					
7	2	EACC	012260																					
8	2	MSSC	023482																					
9	2	NAC	012261																					
10	2	NPCC	012105																					
11	2	NWACC	030633	11		36.4														14.3		14.3		
12	2	OTC	009976																	9.1		9.1		
13	2	OZC	020870																					
14	2	PCCUA	001104																					
15	2	PTC	020753	20		10.0					15.0				10.0				25.0		30.0	11	55.0	
16	2	RMCC	021111																					
17	2	SACC	020746								50.0								50.0		50.0		100.0	
18	2	SAUT	007738																					
19	2	SEAC	005707																	50.0		50.0		50.0
20	2	UACCB	020735																					
21	2	UACCH	005732			25.0					25.0								25.0				25.0	
22	2	UACCM	005245																					
2-Year Colleges				49		16.3					10.2				4.1				14.3	10	20.4	17	34.7	

Cohort Year selected = 2005 and Time Period Covered = AFTER THREE (3) YEARS (from AY2005 thru AY2007) for Two-Year Colleges and Gender = OTHER.

#	IT	College	FICE	Cohort	Transfers		Bacc.		Adv. Cert.		Assoc.		Tech. Cert.		Cert. Prof.		Graduates		Retained		Success	
					#	%	#	%	#	%	#	%	#	%	#	%	#	%	#	%	#	%
1	2	ANC	012860			-		-		-		-		-		-		-		-		-
2	2	ASUB	001091			-		-		-	25.0		-		-		25.0		-		-	25.0
3	2	ASUMH	901090			-		-		-	33.3		-		-		33.3		-		-	33.3
4	2	ASUN	011949			-		-		-	-		-		-		-		-		-	-
5	2	BRTC	020522			-		-		-	-		-		-		-		-		-	-
6	2	CCCUA	022209			-		-		-	-		-		-		-		-		-	-
7	2	EACC	012260			-		-		-	-		-		-		-		-		-	-
8	2	MSCC	023482			-		-		-	-		-		-		-		-		-	-
9	2	NAC	012261			-		-		-	-		-		-		-		-		-	-
10	2	NPCC	012105			14.3		-		-	14.3		-		-		14.3		14.3		-	28.6
11	2	NWACC	030633			16.7		-		-	-		-		-		-		-		-	-
12	2	OTC	009976			-		-		-	-		-		-		-		100.0		-	100.0
13	2	OZC	020870			-		-		-	-		-		-		-		-		-	-
14	2	PCCUA	001104			-		-		-	-		-		-		-		-		-	-
15	2	PTC	020753	16		18.8		-		-	-		6.3		-		6.3		25.0		-	31.3
16	2	RMCC	021111			-		-		-	-		-		-		-		-		-	-
17	2	SACC	020746			-		-		-	-		-		-		-		-		-	-
18	2	SAUT	007738			-		-		-	-		66.7		-		66.7		-		-	66.7
19	2	SEAC	005707			-		-		-	-		-		-		-		25.0		-	25.0
20	2	UACCB	020735			-		-		-	-		-		-		-		-		-	-
21	2	UACCH	005732			-		-		-	50.0		-		-		50.0		50.0		-	100.0
22	2	UACCM	005245			-		-		-	-		-		-		-		100.0		-	100.0
2-Year Colleges				48		10.4		-		-	8.3		6.3		-		14.6		18.8		16	33.3

Cohort Year selected = 2006 and Time Period Covered = AFTER THREE (3) YEARS (from AY2006 thru AY2008) for Two-Year Colleges and Gender = OTHER.

#	IT	College	FICE	Cohort	Transfers		Bacc.		Adv. Cert.		Assoc.		Tech. Cert.		Cert. Prof.		Graduates		Retained		Success		
					#	%	#	%	#	%	#	%	#	%	#	%	#	%	#	%	#	%	
1	2	ANC	012860			-		-		-		-		-		-		-		-		-	
2	2	ASUB	001091			-		-		-	25.0		-		-		25.0		25.0		-	50.0	
3	2	ASUMH	901090			25.0		-		-	-		-		25.0		25.0		-		-	25.0	
4	2	ASUN	011949			-		-		-	-		-		-		-		-		-	-	
5	2	BRTC	020522			-		-		-	-		50.0		-		50.0		-		-	50.0	
6	2	CCCUA	022209			-		-		-	-		-		-		-		-		-	-	
7	2	EACC	012260			-		-		-	-		-		-		-		-		-	-	
8	2	MSCC	023482			-		-		-	-		-		-		-		-		-	-	
9	2	NAC	012261			-		-		-	-		-		-		-		-		-	-	
10	2	NPCC	012105			-		-		-	-		-		-		-		-		-	-	
11	2	NWACC	030633	14		14.3		-		-	-		-		-		-		21.4		-	21.4	
12	2	OTC	009976			-		-		-	-		-		-		-		-		-	-	
13	2	OZC	020870			-		-		-	-		-		-		-		-		-	-	
14	2	PCCUA	001104			-		-		-	-		-		-		-		-		-	-	
15	2	PTC	020753	16		12.5		-		-	-		-		6.3		6.3		43.8		-	50.0	
16	2	RMCC	021111			-		-		-	-		-		-		-		-		-	-	
17	2	SACC	020746			-		-		-	-		-		-		-		-		-	-	
18	2	SAUT	007738			-		-		-	-		-		-		-		-		-	-	
19	2	SEAC	005707			-		-		-	-		-		-		-		-		-	-	
20	2	UACCB	020735			-		-		-	-		-		-		-		-		-	-	
21	2	UACCH	005732			-		-		-	-		-		25.0		25.0		75.0		-	100.0	
22	2	UACCM	005245			-		-		-	-		-		-		-		-		-	-	
2-Year Colleges				45		11.1		-		-	2.2		2.2		6.7		11.1		14		31.1	19	42.2

Cohort Year selected = **2007** and Time Period Covered = AFTER THREE (3) YEARS (from AY2007 thru AY2009) for Two-Year Colleges and Gender = **OTHER**.

#	IT	College	FICE	Cohort	Transfers		Bacc.		Adv. Cert.		Assoc.		Tech. Cert.		Cert. Prof.		Graduates		Retained		Success	
					#	%	#	%	#	%	#	%	#	%	#	%	#	%	#	%	#	%
1	2	ANC	012860			-		-		-		-		-		-		-		-		-
2	2	ASUB	001091			-		-		-	12.5		-		-		-	12.5		37.5		50.0
3	2	ASUMH	901090			-		-		-												-
4	2	ASUN	011949			-		-		-												-
5	2	BRTC	020522			-		-		-										100.0		100.0
6	2	CCCUA	022209			50.0		-		-										50.0		50.0
7	2	EACC	012260			100.0		-		-												-
8	2	MSCC	023482			33.3		-		-										33.3		33.3
9	2	NAC	012261			-		-		-												-
10	2	NPCC	012105	25		4.0		-		-	16.0		4.0		-				20.0		16.0	36.0
11	2	NWACC	030633			22.2		-		-	11.1		-						11.1		11.1	22.2
12	2	OTC	009976			-		-		-										100.0		100.0
13	2	OZC	020870			-		-		-												-
14	2	PCCUA	001104			-		-		-												-
15	2	PTC	020753			-		-		-												-
16	2	RMCC	021111			-		-		-												-
17	2	SACC	020746			50.0		-		-												-
18	2	SAUT	007738			-		-		-					66.7				66.7		33.3	100.0
19	2	SEAC	005707			-		-		-												-
20	2	UACCB	020735			-		-		-												-
21	2	UACCH	005732			-		-		-										100.0		100.0
22	2	UACCM	005245			-		-		-												-
2-Year Colleges				60		11.7		-		-	10.0		1.7		3.3			15.0	15	25.0	24	40.0

Cohort Year selected = **2008** and Time Period Covered = AFTER THREE (3) YEARS (from AY2008 thru AY2010) for Two-Year Colleges and Gender = **OTHER**.

#	IT	College	FICE	Cohort	Transfers		Bacc.		Adv. Cert.		Assoc.		Tech. Cert.		Cert. Prof.		Graduates		Retained		Success	
					#	%	#	%	#	%	#	%	#	%	#	%	#	%	#	%	#	%
1	2	ANC	012860			-		-		-												-
2	2	ASUB	001091			-		-		-										14.3		14.3
3	2	ASUMH	901090			25.0		-		-	25.0								25.0			25.0
4	2	ASUN	011949			-		-		-												-
5	2	BRTC	020522			-		-		-												-
6	2	CCCUA	022209			-		-		-												-
7	2	EACC	012260			-		-		-												-
8	2	MSCC	023482			-		-		-												-
9	2	NAC	012261			-		-		-												-
10	2	NPCC	012105			-		-		-												-
11	2	NWACC	030633	23		8.7		-		-	13.0								13.0		30.4	43.5
12	2	OTC	009976			-		-		-												-
13	2	OZC	020870			-		-		-												-
14	2	PCCUA	001104			-		-		-												-
15	2	PTC	020753			33.3		-		-										66.7		66.7
16	2	RMCC	021111			-		-		-												-
17	2	SACC	020746			33.3		-		-												-
18	2	SAUT	007738			-		-		-												-
19	2	SEAC	005707			-		-		-												-
20	2	UACCB	020735			-		-		-					100.0				100.0			100.0
21	2	UACCH	005732			-		-		-					50.0				50.0			50.0
22	2	UACCM	005245			-		-		-												-
2-Year Colleges				48		10.4		-		-	8.3				6.3			14.6	10	20.8	17	35.4

NOTES: (1) When a student received more than one award, only the highest award was counted.
 (2) Student and Graduate counts of less than ten (10) are not shown due to FERPA.

ADHE Graduation Rate Calculation - 4-Year Universities - by AGE - Less Than 18

Cohort Year selected = **2001** and Time Period Covered = AFTER SIX (6) YEARS (from AY2001 thru AY2006) for and Age = **Less than 18**.

#	IT	College	FICE	Cohort	Transfers		Bacc.		Adv. Cert.		Assoc.		Tech. Cert.		Cert. Prof.		Graduates		Retained		Success	
					#	%	#	%	#	%	#	%	#	%	#	%	#	%	#	%	#	%
1	1	ASUJ	001090	339	67	19.8	137	40.4		-		0.6		-		-	139	41.0	20	5.9	159	46.9
2	1	ATU	001089	221	53	24.0	95	43.0		-		0.5		-		-	96	43.4	14	6.3	110	49.8
3	1	HSU	001098	159	48	30.2	42	26.4		-		-		-		-	42	26.4	11	6.9	53	33.3
4	1	SAUM	001107	141	25	17.7	60	42.6		-		1.4		-		-	62	44.0		2.1	65	46.1
5	1	UAF	001108	426	84	19.7	233	54.7		-		-		-		-	233	54.7	16	3.8	249	58.5
6	1	UAFS	001110	140	27	19.3	13	9.3		-	16	11.4		-		-	29	20.7	23	16.4	52	37.1
7	1	UALR	001101	163	44	27.0	43	26.4		-		1.2		-		-	45	27.6	16	9.8	61	37.4
8	1	UAM	001085	90	20	22.2	23	25.6		-		2.2		-		-	25	27.8		6.7	31	34.4
9	1	UAMS	001109			-		-		-		-		-		-				-		-
10	1	UAPB	001086	155	20	12.9	50	32.3		-		-		-		-	50	32.3	18	11.6	68	43.9
11	1	UCA	001092	363	100	27.5	163	44.9		-		-		-		-	163	44.9	15	4.1	178	49.0
4-Year Universities				2,197	488	22.2	859	39.1		-	25	1.1		-		-	884	40.2	142	6.5	1,026	46.7

Cohort Year selected = **2002** and Time Period Covered = AFTER SIX (6) YEARS (from AY2002 thru AY2007) for and Age = **Less than 18**.

#	IT	College	FICE	Cohort	Transfers		Bacc.		Adv. Cert.		Assoc.		Tech. Cert.		Cert. Prof.		Graduates		Retained		Success	
					#	%	#	%	#	%	#	%	#	%	#	%	#	%	#	%	#	%
1	1	ASUJ	001090	319	67	21.0	130	40.8		-		0.6		-		-	132	41.4	27	8.5	159	49.8
2	1	ATU	001089	262	70	26.7	107	40.8		-		-		-		-	107	40.8	19	7.3	126	48.1
3	1	HSU	001098	147	49	33.3	43	29.3		-		-		-		-	43	29.3		5.4	51	34.7
4	1	SAUM	001107	107	26	24.3	47	43.9		-		-		-		-	47	43.9		2.8	50	46.7
5	1	UAF	001108	400	77	19.3	240	60.0		-		-		-		-	240	60.0	25	6.3	265	66.3
6	1	UAFS	001110	147	23	15.6	12	8.2		-	18	12.2		-		-	30	20.4	16	10.9	46	31.3
7	1	UALR	001101	118	35	29.7	22	18.6		-		-		-		-	22	18.6	21	17.8	43	36.4
8	1	UAM	001085	105	28	26.7	31	29.5		-		1.0		-		-	32	30.5		4.8	37	35.2
9	1	UAMS	001109			-		-		-		-		-		-				-		-
10	1	UAPB	001086	160	25	15.6	55	34.4		-		-		-		-	55	34.4	16	10.0	71	44.4
11	1	UCA	001092	331	88	26.6	151	45.6		-		0.3		-		-	152	45.9	18	5.4	170	51.4
4-Year Universities				2,096	488	23.3	838	40.0		-	22	1.0		-		-	860	41.0	158	7.5	1,018	48.6

Cohort Year selected = **2003** and Time Period Covered = AFTER SIX (6) YEARS (from AY2003 thru AY2008) for and Age = **Less than 18**.

#	IT	College	FICE	Cohort	Transfers		Bacc.		Adv. Cert.		Assoc.		Tech. Cert.		Cert. Prof.		Graduates		Retained		Success	
					#	%	#	%	#	%	#	%	#	%	#	%	#	%	#	%	#	%
1	1	ASUJ	001090	295	60	20.3	116	39.3		-		0.7		-		-	118	40.0	22	7.5	140	47.5
2	1	ATU	001089	247	63	25.5	101	40.9		-		0.4		-		-	102	41.3	11	4.5	113	45.7
3	1	HSU	001098	126	35	27.8	47	37.3		-		-		-		-	47	37.3		7.1	56	44.4
4	1	SAUM	001107	120	34	28.3	35	29.2		-		1.7		-		-	37	30.8		5.8	44	36.7
5	1	UAF	001108	417	72	17.3	244	58.5		-		-		-		-	244	58.5	13	3.1	257	61.6
6	1	UAFS	001110	180	28	15.6	27	15.0		-	16	8.9		-		-	43	23.9	26	14.4	69	38.3
7	1	UALR	001101	133	27	20.3	34	25.6		-		0.8		-		-	35	26.3	13	9.8	48	36.1
8	1	UAM	001085	111	27	24.3	32	28.8		-		0.9		-		-	33	29.7	10	9.0	43	38.7
9	1	UAMS	001109			-		-		-		-		-		-				-		-
10	1	UAPB	001086	166	26	15.7	44	26.5		-		-		-		-	44	26.5	15	9.0	59	35.5
11	1	UCA	001092	361	105	29.1	154	42.7		-		-		-		-	154	42.7	22	6.1	176	48.8
4-Year Universities				2,156	477	22.1	834	38.7		-	23	1.1		-		-	857	39.7	148	6.9	1,005	46.6

Cohort Year selected = **2004** and Time Period Covered = **AFTER SIX (6) YEARS** (from AY2004 thru AY2009) for and Age = **Less than 18**.

#	IT	College	FICE	Cohort	Transfers		Bacc.		Adv. Cert.		Assoc.		Tech. Cert.		Cert. Prof.		Graduates		Retained		Success	
					#	%	#	%	#	%	#	%	#	%	#	%	#	%	#	%	#	%
1	1	ASUJ	001090	274	59	21.5	100	36.5		-		0.4		-		-	101	36.9	18	6.6	119	43.4
2	1	ATU	001089	280	52	18.6	117	41.8		-		0.7		2.9		-	127	45.4	15	5.4	142	50.7
3	1	HSU	001098	104	34	32.7	28	26.9		-		-		-		-	28	26.9		7.7	36	34.6
4	1	SAUM	001107	96	23	24.0	26	27.1		-		1.0		-		-	27	28.1		3.1	30	31.3
5	1	UAF	001108	392	64	16.3	231	58.9		-		-		-		-	231	58.9	24	6.1	255	65.1
6	1	UAFS	001110	147	26	17.7	24	16.3		-	10	6.8		-		-	34	23.1	18	12.2	52	35.4
7	1	UALR	001101	127	39	30.7	23	18.1		-		0.8		-		-	24	18.9	13	10.2	37	29.1
8	1	UAM	001085	111	27	24.3	24	21.6		-		0.9		-		-	25	22.5		8.1	34	30.6
9	1	UAMS	001109			-		-		-		-		-		-				-		-
10	1	UAPB	001086	162	19	11.7	54	33.3		-		-		-		-	54	33.3		4.9	62	38.3
11	1	UCA	001092	505	131	25.9	225	44.6		-		-		-		-	225	44.6	16	3.2	241	47.7
4-Year Universities				2,198	474	21.6	852	38.8		-	16	0.7		0.4		-	876	39.9	132	6.0	1,008	45.9

Cohort Year selected = **2005** and Time Period Covered = **AFTER SIX (6) YEARS** (from AY2005 thru AY2010) for and Age = **Less than 18**.

#	IT	College	FICE	Cohort	Transfers		Bacc.		Adv. Cert.		Assoc.		Tech. Cert.		Cert. Prof.		Graduates		Retained		Success	
					#	%	#	%	#	%	#	%	#	%	#	%	#	%	#	%	#	%
1	1	ASUJ	001090	248	55	22.2	84	33.9		-		0.8		-		-	86	34.7	23	9.3	109	44.0
2	1	ATU	001089	259	60	23.2	99	38.2		-		0.4		1.2		-	103	39.8	18	6.9	121	46.7
3	1	HSU	001098	128	32	25.0	48	37.5		-		-		-		-	48	37.5		7.0	57	44.5
4	1	SAUM	001107	128	30	23.4	34	26.6		-		2.3		-		-	37	28.9		2.3	40	31.3
5	1	UAF	001108	427	89	20.8	246	57.6		-		-		-		-	246	57.6	18	4.2	264	61.8
6	1	UAFS	001110	145	25	17.2	21	14.5		-	15	10.3		-		-	36	24.8	18	12.4	54	37.2
7	1	UALR	001101	143	38	26.6	33	23.1		-		-		-		-	33	23.1	12	8.4	45	31.5
8	1	UAM	001085	111	23	20.7	29	26.1		-		0.9		1.8		-	32	28.8		5.4	38	34.2
9	1	UAMS	001109			-		-		-		-		-		-				-		-
10	1	UAPB	001086	164	29	17.7	42	25.6		-		-		-		-	42	25.6	11	6.7	53	32.3
11	1	UCA	001092	450	115	25.6	207	46.0		-		0.2		-		-	208	46.2	23	5.1	231	51.3
4-Year Universities				2,203	496	22.5	843	38.3		-	23	1.0		0.2		-	871	39.5	141	6.4	1,012	45.9

ADHE Graduation Rate Calculation - 4-Year Universities - by AGE - Age 18-19

Cohort Year selected = **2001** and Time Period Covered = **AFTER SIX (6) YEARS** (from AY2001 thru AY2006) for and Age = **Age 18-19**.

#	IT	College	FICE	Cohort	Transfers		Bacc.		Adv. Cert.		Assoc.		Tech. Cert.		Cert. Prof.		Graduates		Retained		Success	
					#	%	#	%	#	%	#	%	#	%	#	%	#	%	#	%	#	%
1	1	ASUJ	001090	1,185	218	18.4	483	40.8		-		0.3		-		-	486	41.0	91	7.7	577	48.7
2	1	ATU	001089	834	220	26.4	317	38.0		-		-		-		-	317	38.0	53	6.4	370	44.4
3	1	HSU	001098	465	142	30.5	132	28.4		-		-		-		-	132	28.4	27	5.8	159	34.2
4	1	SAUM	001107	450	72	16.0	154	34.2		-		1.1		-		-	159	35.3	24	5.3	183	40.7
5	1	UAF	001108	1,714	337	19.7	951	55.5		-		-		-		-	951	55.5	83	4.8	1,034	60.3
6	1	UAFS	001110	519	93	17.9	38	7.3		-	65	12.5		-		0.4	105	20.2	64	12.3	169	32.6
7	1	UALR	001101	551	141	25.6	138	25.0		-		0.4		-		-	140	25.4	53	9.6	193	35.0
8	1	UAM	001085	336	59	17.6	83	24.7		-		1.8		-		-	89	26.5	23	6.8	112	33.3
9	1	UAMS	001109			-		-		-		-		-		-				-		-
10	1	UAPB	001086	429	48	11.2	126	29.4		-		-		-		-	126	29.4	42	9.8	168	39.2
11	1	UCA	001092	1,196	348	29.1	550	46.0		-		0.3		-		-	554	46.3	46	3.8	600	50.2
4-Year Universities				7,679	1,678	21.9	2,972	38.7		-	85	1.1		-		-	3,059	39.8	506	6.6	3,565	46.4

Cohort Year selected = **2002** and Time Period Covered = AFTER SIX (6) YEARS (from AY2002 thru AY2007) for and Age = **Age 18-19**.

#	IT	College	FICE	Cohort	Transfers		Bacc.		Adv. Cert.		Assoc.		Tech. Cert.		Cert. Prof.		Graduates		Retained		Success	
					#	%	#	%	#	%	#	%	#	%	#	%	#	%	#	%	#	%
1	1	ASUJ	001090	1,196	257	21.5	449	37.5		-		0.3		-		-	453	37.9	91	7.6	544	45.5
2	1	ATU	001089	859	214	24.9	337	39.2		-		0.1		-		-	338	39.3	45	5.2	383	44.6
3	1	HSU	001098	464	114	24.6	159	34.3		-		-		-		-	159	34.3	30	6.5	189	40.7
4	1	SAUM	001107	418	79	18.9	133	31.8		-		1.4		-		-	139	33.3	19	4.5	158	37.8
5	1	UAF	001108	1,767	327	18.5	989	56.0		-		-		-		-	989	56.0	83	4.7	1,072	60.7
6	1	UAFS	001110	593	88	14.8	56	9.4		-	59	9.9		0.5		-	118	19.9	65	11.0	183	30.9
7	1	UALR	001101	489	105	21.5	105	21.5		-		0.4		-		-	107	21.9	73	14.9	180	36.8
8	1	UAM	001085	303	53	17.5	73	24.1		-		1.7		-		-	78	25.7	25	8.3	103	34.0
9	1	UAMS	001109			-		-		-		-		-		-						
10	1	UAPB	001086	504	46	9.1	169	33.5		-		-		-		-	169	33.5	33	6.5	202	40.1
11	1	UCA	001092	1,261	337	26.7	567	45.0		-		0.2		-		-	569	45.1	62	4.9	631	50.0
4-Year Universities				7,854	1,620	20.6	3,037	38.7		-	79	1.0		-		-	3,119	39.7	526	6.7	3,645	46.4

Cohort Year selected = **2003** and Time Period Covered = AFTER SIX (6) YEARS (from AY2003 thru AY2008) for and Age = **Age 18-19**.

#	IT	College	FICE	Cohort	Transfers		Bacc.		Adv. Cert.		Assoc.		Tech. Cert.		Cert. Prof.		Graduates		Retained		Success	
					#	%	#	%	#	%	#	%	#	%	#	%	#	%	#	%	#	%
1	1	ASUJ	001090	1,136	237	20.9	450	39.6		-		-		-		-	450	39.6	78	6.9	528	46.5
2	1	ATU	001089	815	199	24.4	319	39.1		-		0.2		-		-	321	39.4	40	4.9	361	44.3
3	1	HSU	001098	432	114	26.4	158	36.6		-		-		-		-	158	36.6	22	5.1	180	41.7
4	1	SAUM	001107	411	81	19.7	123	29.9		-		1.0		-		-	127	30.9	15	3.6	142	34.5
5	1	UAF	001108	1,695	289	17.1	954	56.3		-		-		-		-	954	56.3	100	5.9	1,054	62.2
6	1	UAFS	001110	694	114	16.4	79	11.4		-	59	8.5		-		0.4	141	20.3	84	12.1	225	32.4
7	1	UALR	001101	491	121	24.6	101	20.6		-		0.2		-		-	102	20.8	69	14.1	171	34.8
8	1	UAM	001085	356	71	19.9	84	23.6		-		1.4		-		-	89	25.0	21	5.9	110	30.9
9	1	UAMS	001109			-		-		-		-		-		-						
10	1	UAPB	001086	518	75	14.5	149	28.8		-		-		-		-	149	28.8	38	7.3	187	36.1
11	1	UCA	001092	1,307	359	27.5	553	42.3		-		-		-		-	553	42.3	66	5.0	619	47.4
4-Year Universities				7,855	1,660	21.1	2,970	37.8		-	71	0.9		-		-	3,044	38.8	533	6.8	3,577	45.5

Cohort Year selected = **2004** and Time Period Covered = AFTER SIX (6) YEARS (from AY2004 thru AY2009) for and Age = **Age 18-19**.

#	IT	College	FICE	Cohort	Transfers		Bacc.		Adv. Cert.		Assoc.		Tech. Cert.		Cert. Prof.		Graduates		Retained		Success		
					#	%	#	%	#	%	#	%	#	%	#	%	#	%	#	%	#	%	
1	1	ASUJ	001090	1,010	180	17.8	405	40.1		-		0.3		-		-	408	40.4	75	7.4	483	47.8	
2	1	ATU	001089	1,009	231	22.9	396	39.2		-		0.2	36	3.6		-	434	43.0	47	4.7	481	47.7	
3	1	HSU	001098	408	92	22.5	145	35.5		-		-		-		-	145	35.5	23	5.6	168	41.2	
4	1	SAUM	001107	414	72	17.4	136	32.9		-		0.5		-		-	138	33.3	13	3.1	151	36.5	
5	1	UAF	001108	1,840	313	17.0	1,072	58.3		-		-		-		-	1,072	58.3	97	5.3	1,169	63.5	
6	1	UAFS	001110	552	99	17.9	85	15.4		-	44	8.0		0.2		0.4	132	23.9	61	11.1	193	35.0	
7	1	UALR	001101	446	122	27.4	74	16.6		-		0.2		-		-	75	16.8	43	9.6	118	26.5	
8	1	UAM	001085	430	97	22.6	96	22.3		-	10	2.3		1.2		-	111	25.8	31	7.2	142	33.0	
9	1	UAMS	001109			-		-		-		-		-		-							
10	1	UAPB	001086	524	68	13.0	120	22.9		-		-		-		-	120	22.9	52	9.9	172	32.8	
11	1	UCA	001092	1,816	522	28.7	745	41.0		-		0.1		-		-	747	41.1	91	5.0	838	46.1	
4-Year Universities				8,449	1,796	21.3	3,274	38.8		-	64	0.8	42	0.5		-	-	3,382	40.0	533	6.3	3,915	46.3

Cohort Year selected = **2005** and Time Period Covered = **AFTER SIX (6) YEARS** (from AY2005 thru AY2010) for and Age = **Age 18-19**.

#	IT	College	FICE	Cohort	Transfers		Bacc.		Adv. Cert.		Assoc.		Tech. Cert.		Cert. Prof.		Graduates		Retained		Success	
					#	%	#	%	#	%	#	%	#	%	#	%	#	%	#	%	#	%
1	1	ASUJ	001090	933	176	18.9	324	34.7		-		0.1		-		-	325	34.8	67	7.2	392	42.0
2	1	ATU	001089	991	247	24.9	362	36.5		-		0.5	23	2.3		-	390	39.4	53	5.3	443	44.7
3	1	HSU	001098	433	107	24.7	133	30.7		-		-		-		-	133	30.7	28	6.5	161	37.2
4	1	SAUM	001107	481	79	16.4	165	34.3		-		0.8		-		-	169	35.1	19	4.0	188	39.1
5	1	UAF	001108	1,953	315	16.1	1,113	57.0		-		-		-		-	1,113	57.0	78	4.0	1,191	61.0
6	1	UAFS	001110	600	116	19.3	93	15.5		-	43	7.2		-		-	136	22.7	67	11.2	203	33.8
7	1	UALR	001101	504	139	27.6	99	19.6		-		0.6		-		-	102	20.2	51	10.1	153	30.4
8	1	UAM	001085	420	76	18.1	108	25.7		-		1.9		-		-	116	27.6	26	6.2	142	33.8
9	1	UAMS	001109			-		-		-		-		-		-						
10	1	UAPB	001086	489	68	13.9	122	24.9		-		-		-		-	122	24.9	32	6.5	154	31.5
11	1	UCA	001092	1,670	424	25.4	710	42.5		-		0.3		-		-	715	42.8	87	5.2	802	48.0
4-Year Universities				8,474	1,747	20.6	3,229	38.1		-	69	0.8	23	0.3		-	3,321	39.2	508	6.0	3,829	45.2

ADHE Graduation Rate Calculation - 4-Year Universities - by AGE - Age 20-24

Cohort Year selected = **2001** and Time Period Covered = **AFTER SIX (6) YEARS** (from AY2001 thru AY2006) for and Age = **Age 20-24**.

#	IT	College	FICE	Cohort	Transfers		Bacc.		Adv. Cert.		Assoc.		Tech. Cert.		Cert. Prof.		Graduates		Retained		Success	
					#	%	#	%	#	%	#	%	#	%	#	%	#	%	#	%	#	%
1	1	ASUJ	001090	48		10.4	10	20.8		-		-		-		-	10	20.8		6.3	13	27.1
2	1	ATU	001089	44		4.5		13.6		-		-		-		-		13.6		11.4	11	25.0
3	1	HSU	001098	23		13.0		8.7		-		-		-		-		8.7		13.0		21.7
4	1	SAUM	001107	20		20.0		20.0		-		-		-		-		20.0		5.0		25.0
5	1	UAF	001108	27		22.2		33.3		-		-		-		-		33.3		3.7	10	37.0
6	1	UAFS	001110	53		7.5		7.5		-		-		-		-		7.5		9.4		17.0
7	1	UALR	001101	95	10	10.5		7.4		-		-		-		-		7.4	17	17.9	24	25.3
8	1	UAM	001085	29		20.7		6.9		-		-		-		-		6.9		3.4		10.3
9	1	UAMS	001109			-		-		-		-		-		-		-		-		-
10	1	UAPB	001086	36		8.3		11.1		-		-		-		-		11.1		8.3		19.4
11	1	UCA	001092	41		17.1		17.1		-		-		-		-		17.1		7.3	10	24.4
4-Year Universities				416	50	12.0	55	13.2		-		-		-		-	55	13.2	42	10.1	97	23.3

Cohort Year selected = **2002** and Time Period Covered = **AFTER SIX (6) YEARS** (from AY2002 thru AY2007) for and Age = **Age 20-24**.

#	IT	College	FICE	Cohort	Transfers		Bacc.		Adv. Cert.		Assoc.		Tech. Cert.		Cert. Prof.		Graduates		Retained		Success	
					#	%	#	%	#	%	#	%	#	%	#	%	#	%	#	%	#	%
1	1	ASUJ	001090	52		1.9		15.4		-		-		-		-		15.4		9.6	13	25.0
2	1	ATU	001089	42		7.1		11.9		-		-		-		-		11.9		7.1		19.0
3	1	HSU	001098	25		12.0		12.0		-		-		-		-		12.0		4.0		16.0
4	1	SAUM	001107	26		11.5		19.2		-		-		-		-		19.2		3.8		23.1
5	1	UAF	001108	32		15.6	12	37.5		-		-		-		-		12	37.5	6.3	14	43.8
6	1	UAFS	001110	59		8.5		3.4		-		-		-		-		3.4		6.8		10.2
7	1	UALR	001101	87	14	16.1		6.9		-		1.1		-		-		8.0	13	14.9	20	23.0
8	1	UAM	001085	29		13.8		13.8		-		-		-		-		13.8		-		13.8
9	1	UAMS	001109			-		-		-		-		-		-		-		-		-
10	1	UAPB	001086	33		27.3		9.1		-		-		-		-		9.1		3.0		12.1
11	1	UCA	001092	48		18.8		10.4		-		-		-		-		10.4		6.3		16.7
4-Year Universities				433	56	12.9	53	12.2		-		0.2		-		-	54	12.5	33	7.6	87	20.1

Cohort Year selected = **2003** and Time Period Covered = AFTER SIX (6) YEARS (from AY2003 thru AY2008) for and Age = **Age 20-24**.

#	IT	College	FICE	Cohort	Transfers		Bacc.		Adv. Cert.		Assoc.		Tech. Cert.		Cert. Prof.		Graduates		Retained		Success	
					#	%	#	%	#	%	#	%	#	%	#	%	#	%	#	%	#	%
1	1	ASUJ	001090	66	10	15.2	10	15.2		-		-		-		-	10	15.2		6.1	14	21.2
2	1	ATU	001089	54		9.3		11.1		-		-		-		-		11.1		7.4	10	18.5
3	1	HSU	001098	44		9.1		18.2		-		-		-		-		18.2		6.8	11	25.0
4	1	SAUM	001107	29		6.9		10.3		-		3.4		-		-		13.8		3.4		17.2
5	1	UAF	001108	33		9.1	10	30.3		-		-		-		-	10	30.3		6.1	12	36.4
6	1	UAFS	001110	91		7.7		1.1		-		1.1		-		-		2.2	11	12.1	13	14.3
7	1	UALR	001101	93	17	18.3		6.5		-		-		-		-		6.5	11	11.8	17	18.3
8	1	UAM	001085	35		8.6		8.6		-		2.9		-		-		11.4		8.6		20.0
9	1	UAMS	001109			-		-		-		-		-		-		-		-		-
10	1	UAPB	001086	28		17.9		14.3		-		-		-		-		14.3		7.1		21.4
11	1	UCA	001092	54		16.7		14.8		-		-		-		-		14.8		1.9		16.7
4-Year Universities				527	65	12.3	59	11.2		-		0.6		-		-	62	11.8	42	8.0	104	19.7

Cohort Year selected = **2004** and Time Period Covered = AFTER SIX (6) YEARS (from AY2004 thru AY2009) for and Age = **Age 20-24**.

#	IT	College	FICE	Cohort	Transfers		Bacc.		Adv. Cert.		Assoc.		Tech. Cert.		Cert. Prof.		Graduates		Retained		Success		
					#	%	#	%	#	%	#	%	#	%	#	%	#	%	#	%	#	%	
1	1	ASUJ	001090	81		11.1		7.4		-		2.5		-		-		9.9		6.2	13	16.0	
2	1	ATU	001089	79		3.8		11.4		-		2.5	15	19.0		-		26	32.9		6.3	31	39.2
3	1	HSU	001098	16		18.8		12.5		-		-		-		-		12.5		-		12.5	
4	1	SAUM	001107	24		8.3		16.7		-		-		-		-		16.7		-		16.7	
5	1	UAF	001108	31		22.6		29.0		-		-		-		-		29.0		16.1	14	45.2	
6	1	UAFS	001110	33		6.1		3.0		-		9.1		-		-		12.1		12.1		24.2	
7	1	UALR	001101	83		9.6		-		-		-		-		-		-		10.8		10.8	
8	1	UAM	001085	65		6.2		4.6		-		-		9.2		-		13.8		9.2	15	23.1	
9	1	UAMS	001109			-		-		-		-		-		-		-		-		-	
10	1	UAPB	001086	31		16.1		12.9		-		-		-		-		12.9		-		12.9	
11	1	UCA	001092	53	12	22.6		11.3		-		-		-		-		11.3		3.8		15.1	
4-Year Universities				496	55	11.1	44	8.9		-		1.4	21	4.2		-		72	14.5	36	7.3	108	21.8

Cohort Year selected = **2005** and Time Period Covered = AFTER SIX (6) YEARS (from AY2005 thru AY2010) for and Age = **Age 20-24**.

#	IT	College	FICE	Cohort	Transfers		Bacc.		Adv. Cert.		Assoc.		Tech. Cert.		Cert. Prof.		Graduates		Retained		Success		
					#	%	#	%	#	%	#	%	#	%	#	%	#	%	#	%	#	%	
1	1	ASUJ	001090	71	11	15.5	10	14.1		-		-		-		-		10	14.1		5.6	14	19.7
2	1	ATU	001089	70		5.7		5.7		-		4.3	17	24.3		-		24	34.3		11.4	32	45.7
3	1	HSU	001098	15		20.0		20.0		-		-		-		-		20.0		-		20.0	
4	1	SAUM	001107	24		-		12.5		-		-		-		-		12.5		-		12.5	
5	1	UAF	001108	33		18.2		21.2		-		-		-		-		21.2		12.1	11	33.3	
6	1	UAFS	001110	56		7.1		8.9		-		7.1		1.8		-		10	17.9		12.5	17	30.4
7	1	UALR	001101	96	17	17.7	11	11.5		-		1.0		-		-		12	12.5		3.1	15	15.6
8	1	UAM	001085	46		13.0		2.2		-		2.2		4.3		-		8.7		10.9		19.6	
9	1	UAMS	001109			-		-		-		-		-		-		-		-		-	
10	1	UAPB	001086	33		6.1		6.1		-		-		-		-		6.1		3.0		9.1	
11	1	UCA	001092	63		11.1	10	15.9		-		-		-		-		10	15.9		4.8	13	20.6
4-Year Universities				507	60	11.8	56	11.0		-		1.8	20	3.9		-		85	16.8	35	6.9	120	23.7

ADHE Graduation Rate Calculation - 4-Year Universities - by AGE - Age 25-34

Cohort Year selected = **2001** and Time Period Covered = AFTER SIX (6) YEARS (from AY2001 thru AY2006) for and Age = **Age 25-34**.

#	IT	College	FICE	Cohort	Transfers		Bacc.		Adv. Cert.		Assoc.		Tech. Cert.		Cert. Prof.		Graduates		Retained		Success		
					#	%	#	%	#	%	#	%	#	%	#	%	#	%	#	%	#	%	
1	1	ASUJ	001090	15		6.7		26.7		-		-		-		-		26.7		13.3		40.0	
2	1	ATU	001089	19		26.3		26.3		-		-		-		-		26.3		5.3		31.6	
3	1	HSU	001098			-		25.0		-		-		-		-		25.0		-		25.0	
4	1	SAUM	001107			-		22.2		-		-		-		-		22.2		-		22.2	
5	1	UAF	001108	13		15.4		15.4		-		-		-		-		15.4		-		15.4	
6	1	UAFS	001110	27		3.7		-		-		7.4		-		-		7.4		7.4		14.8	
7	1	UALR	001101	14		21.4		7.1		-		-		-		-		7.1		7.1		14.3	
8	1	UAM	001085	11		9.1		9.1		-		-		-		-		9.1		9.1		18.2	
9	1	UAMS	001109			-		-		-		-		-		-		-		-		-	
10	1	UAPB	001086			-		22.2		-		-		-		-		22.2		33.3		55.6	
11	1	UCA	001092	21		19.0		14.3		-		-		-		-		14.3		9.5		23.8	
4-Year Universities				142	17	12.0		21	14.8		-		1.4		-		-	23	16.2	12	8.5	35	24.6

Cohort Year selected = **2002** and Time Period Covered = AFTER SIX (6) YEARS (from AY2002 thru AY2007) for and Age = **Age 25-34**.

#	IT	College	FICE	Cohort	Transfers		Bacc.		Adv. Cert.		Assoc.		Tech. Cert.		Cert. Prof.		Graduates		Retained		Success		
					#	%	#	%	#	%	#	%	#	%	#	%	#	%	#	%	#	%	
1	1	ASUJ	001090	34		5.9		23.5		-		-		-		-		23.5		14.7	13	38.2	
2	1	ATU	001089	24		8.3		33.3		-		4.2		-		-		37.5		4.2	10	41.7	
3	1	HSU	001098			22.2		33.3		-		-		-		-		33.3		-		33.3	
4	1	SAUM	001107	13		7.7		7.7		-		-		-		-		7.7		-		7.7	
5	1	UAF	001108			-		40.0		-		-		-		-		40.0		-		40.0	
6	1	UAFS	001110	48		8.3		10.4		-		6.3		-		-		16.7		8.3	12	25.0	
7	1	UALR	001101	11		9.1		9.1		-		-		-		-		9.1		9.1		18.2	
8	1	UAM	001085	20		5.0		15.0		-		-		-		-		15.0		10.0		25.0	
9	1	UAMS	001109			-		-		-		-		-		-		-		-		-	
10	1	UAPB	001086			20.0		20.0		-		-		-		-		20.0		-		20.0	
11	1	UCA	001092	24		20.8		12.5		-		-		-		-		12.5		4.2		16.7	
4-Year Universities				193	19	9.8		35	18.1		-		2.1		-		-	39	20.2	14	7.3	53	27.5

Cohort Year selected = **2003** and Time Period Covered = AFTER SIX (6) YEARS (from AY2003 thru AY2008) for and Age = **Age 25-34**.

#	IT	College	FICE	Cohort	Transfers		Bacc.		Adv. Cert.		Assoc.		Tech. Cert.		Cert. Prof.		Graduates		Retained		Success		
					#	%	#	%	#	%	#	%	#	%	#	%	#	%	#	%	#	%	
1	1	ASUJ	001090	42	10	23.8	10	23.8		-		-		-		-	10	23.8		9.5	14	33.3	
2	1	ATU	001089	42		9.5		21.4		-		-		-		-		21.4		4.8	11	26.2	
3	1	HSU	001098	14		21.4		7.1		-		-		-		-		7.1		14.3		21.4	
4	1	SAUM	001107	16		18.8		-		-		-		-		-		-		-		-	
5	1	UAF	001108			12.5		-		-		-		-		-		-		25.0		25.0	
6	1	UAFS	001110	54		5.6		5.6		-		1.9		1.9		1.9		11.1		7.4	10	18.5	
7	1	UALR	001101	20		25.0		5.0		-		-		-		-		5.0		15.0		20.0	
8	1	UAM	001085	20		5.0		15.0		-		-		-		-		15.0		15.0		30.0	
9	1	UAMS	001109			-		-		-		-		-		-		-		-		-	
10	1	UAPB	001086			-		-		-		-		-		-		-		-		-	
11	1	UCA	001092	28		14.3		7.1		-		3.6		-		-		10.7		7.1		17.9	
4-Year Universities				244	34	13.9		29	11.9		-		0.8		0.4		0.4	33	13.5	22	9.0	55	22.5

Cohort Year selected = **2004** and Time Period Covered = AFTER SIX (6) YEARS (from AY2004 thru AY2009) for and Age = **Age 25-34**.

#	IT	College	FICE	Cohort	Transfers		Bacc.		Adv. Cert.		Assoc.		Tech. Cert.		Cert. Prof.		Graduates		Retained		Success		
					#	%	#	%	#	%	#	%	#	%	#	%	#	%	#	%	#	%	
1	1	ASUJ	001090	45		13.3		13.3		-		4.4		-		-		17.8		-		17.8	
2	1	ATU	001089	50		4.0		16.0		-		2.0	12	24.0		-		21	42.0		-	21	42.0
3	1	HSU	001098			60.0		-		-		-		-		-		-		-		-	
4	1	SAUM	001107			14.3		14.3		-		-		-		-		14.3		-		14.3	
5	1	UAF	001108	13		-		7.7		-		-		-		-		7.7		15.4		23.1	
6	1	UAFS	001110	24		-		-		-		-		-		-		-		16.7		16.7	
7	1	UALR	001101	28		14.3		7.1		-		-		-		-		7.1		7.1		14.3	
8	1	UAM	001085	47		2.1		10.6		-		4.3	17.0		-		-	15	31.9		6.4	18	38.3
9	1	UAMS	001109			-		-		-		-		-		-		-		-		-	
10	1	UAPB	001086	11		9.1		9.1		-		-		-		-		9.1		-		9.1	
11	1	UCA	001092	29		13.8		24.1		-		-		-		-		24.1		6.9		31.0	
4-Year Universities				259	22	8.5	31	12.0		-		1.9	20	7.7		-		56	21.6	13	5.0	69	26.6

Cohort Year selected = **2005** and Time Period Covered = AFTER SIX (6) YEARS (from AY2005 thru AY2010) for and Age = **Age 25-34**.

#	IT	College	FICE	Cohort	Transfers		Bacc.		Adv. Cert.		Assoc.		Tech. Cert.		Cert. Prof.		Graduates		Retained		Success		
					#	%	#	%	#	%	#	%	#	%	#	%	#	%	#	%	#	%	
1	1	ASUJ	001090	33		12.1		6.1		-		-		-		-		6.1		9.1		15.2	
2	1	ATU	001089	53		1.9		1.9		-		-	14	26.4		-		15	28.3		7.5	19	35.8
3	1	HSU	001098	11		9.1		18.2		-		-		-		-		18.2		9.1		27.3	
4	1	SAUM	001107			22.2		11.1		-		-		-		-		11.1		11.1		22.2	
5	1	UAF	001108	10		-		50.0		-		-		-		-		50.0		10.0		60.0	
6	1	UAFS	001110	24		-		4.2		-		-	4.2		-		-	8.3		4.2		12.5	
7	1	UALR	001101	17		11.8		11.8		-		-		-		-		11.8		-		11.8	
8	1	UAM	001085	35		5.7		2.9		-		5.7	8.6		-		-	17.1		5.7		22.9	
9	1	UAMS	001109			-		-		-		-		-		-		-		-		-	
10	1	UAPB	001086			16.7		-		-		-		-		-		-		16.7		16.7	
11	1	UCA	001092	22		13.6		13.6		-		-		-		-		13.6		4.5		18.2	
4-Year Universities				220	16	7.3	18	8.2		-		0.9	18	8.2		-		38	17.3	15	6.8	53	24.1

ADHE Graduation Rate Calculation - 4-Year Universities - by AGE - Age 35-44

Cohort Year selected = **2001** and Time Period Covered = AFTER SIX (6) YEARS (from AY2001 thru AY2006) for and Age = **Age 35-44**.

#	IT	College	FICE	Cohort	Transfers		Bacc.		Adv. Cert.		Assoc.		Tech. Cert.		Cert. Prof.		Graduates		Retained		Success		
					#	%	#	%	#	%	#	%	#	%	#	%	#	%	#	%	#	%	
1	1	ASUJ	001090			-		50.0		-		-		-		-		50.0		-		50.0	
2	1	ATU	001089			40.0		20.0		-		-		-		-		20.0		-		20.0	
3	1	HSU	001098			-		-		-		-		-		-		-		-		-	
4	1	SAUM	001107			-		-		-		-		-		-		-		50.0		50.0	
5	1	UAF	001108			-		33.3		-		-		-		-		33.3		-		33.3	
6	1	UAFS	001110	12		8.3		-		-		8.3		-		-		8.3		25.0		33.3	
7	1	UALR	001101			-		75.0		-		-		-		-		75.0		-		75.0	
8	1	UAM	001085			-		100.0		-		-		-		-		100.0		-		100.0	
9	1	UAMS	001109			-		-		-		-		-		-		-		-		-	
10	1	UAPB	001086			-		25.0		-		-		-		-		25.0		25.0		50.0	
11	1	UCA	001092			-		-		-		-		-		-		-		40.0		40.0	
4-Year Universities				41		7.3		22.0		-		2.4		-		-		10	24.4		17.1	17	41.5

Cohort Year selected = **2002** and Time Period Covered = AFTER SIX (6) YEARS (from AY2002 thru AY2007) for and Age = **Age 35-44.**

#	IT	College	FICE	Cohort	Transfers		Bacc.		Adv. Cert.		Assoc.		Tech. Cert.		Cert. Prof.		Graduates		Retained		Success	
					#	%	#	%	#	%	#	%	#	%	#	%	#	%	#	%	#	%
1	1	ASUJ	001090			20.0		20.0		-		-		-		-		20.0		-		20.0
2	1	ATU	001089	15		6.7		13.3		-		-		-		-		13.3		13.3		26.7
3	1	HSU	001098			-		-		-		-		-		-		-		100.0		100.0
4	1	SAUM	001107			-		-		-		-		-		-		-		-		-
5	1	UAF	001108			-		-		-		-		-		-		-		-		-
6	1	UAFS	001110	16		6.3		12.5		-		-		-		-		12.5		-		12.5
7	1	UALR	001101			-		-		-		-		-		-		-		66.7		66.7
8	1	UAM	001085			-		-		-		25.0		-		-		25.0		-		25.0
9	1	UAMS	001109			-		-		-		-		-		-		-		-		-
10	1	UAPB	001086			-		-		-		-		-		-		-		-		-
11	1	UCA	001092			33.3		-		-		-		-		-		-		33.3		33.3
4-Year Universities				53		7.5		9.4		-		1.9		-		-		11.3		11.3	12	22.6

Cohort Year selected = **2003** and Time Period Covered = AFTER SIX (6) YEARS (from AY2003 thru AY2008) for and Age = **Age 35-44.**

#	IT	College	FICE	Cohort	Transfers		Bacc.		Adv. Cert.		Assoc.		Tech. Cert.		Cert. Prof.		Graduates		Retained		Success		
					#	%	#	%	#	%	#	%	#	%	#	%	#	%	#	%	#	%	
1	1	ASUJ	001090			-		25.0		-		25.0		-		-		50.0		25.0		75.0	
2	1	ATU	001089	10		10.0		30.0		-		-		-		-		30.0		-		30.0	
3	1	HSU	001098			100.0		-		-		-		-		-		-		-		-	
4	1	SAUM	001107			-		50.0		-		-		-		-		50.0		-		50.0	
5	1	UAF	001108			-		-		-		-		-		-		-		-		-	
6	1	UAFS	001110	15		6.7		13.3		-		6.7		-		-		20.0		13.3		33.3	
7	1	UALR	001101			-		-		-		100.0		-		-		100.0		-		100.0	
8	1	UAM	001085			-		75.0		-		-		-		-		75.0		-		75.0	
9	1	UAMS	001109			-		-		-		-		-		-		-		-		-	
10	1	UAPB	001086			-		50.0		-		-		-		-		50.0		25.0		75.0	
11	1	UCA	001092	12		8.3		50.0		-		-		-		-		50.0		8.3		58.3	
4-Year Universities				54		7.4		18	33.3		-		5.6		-		-	21	38.9		9.3	26	48.1

Cohort Year selected = **2004** and Time Period Covered = AFTER SIX (6) YEARS (from AY2004 thru AY2009) for and Age = **Age 35-44.**

#	IT	College	FICE	Cohort	Transfers		Bacc.		Adv. Cert.		Assoc.		Tech. Cert.		Cert. Prof.		Graduates		Retained		Success			
					#	%	#	%	#	%	#	%	#	%	#	%	#	%	#	%	#	%		
1	1	ASUJ	001090	16		12.5		-		-		6.3		-		-		6.3		18.8		25.0		
2	1	ATU	001089	21		-		14.3		-		4.8		42.9		-		13	61.9		14.3	16	76.2	
3	1	HSU	001098			-		-		-		-		-		-		-		-		-		
4	1	SAUM	001107			-		-		-		-		-		-		-		-		-		
5	1	UAF	001108			-		-		-		-		-		-		-		-		-		
6	1	UAFS	001110	12		-		16.7		-		16.7		-		-		33.3		16.7		50.0		
7	1	UALR	001101			-		-		-		-		-		-		-		14.3		14.3		
8	1	UAM	001085	15		6.7		6.7		-		6.7		33.3		-		46.7		6.7		53.3		
9	1	UAMS	001109			-		-		-		-		-		-		-		-		-		
10	1	UAPB	001086			25.0		75.0		-		-		-		-		75.0		-		75.0		
11	1	UCA	001092			11.1		55.6		-		-		-		-		55.6		-		55.6		
4-Year Universities				86		5.8		14	16.3		-		5.8	14	16.3		-	33	38.4		10	11.6	43	50.0

Cohort Year selected = **2005** and Time Period Covered = AFTER SIX (6) YEARS (from AY2005 thru AY2010) for and Age = **Age 35-44**.

#	IT	College	FICE	Cohort	Transfers		Bacc.		Adv. Cert.		Assoc.		Tech. Cert.		Cert. Prof.		Graduates		Retained		Success		
					#	%	#	%	#	%	#	%	#	%	#	%	#	%	#	%	#	%	
1	1	ASUJ	001090	14		14.3		21.4		-		7.1		-		-		28.6		14.3		42.9	
2	1	ATU	001089	24		-		12.5		-		4.2		29.2		-		11	45.8	8.3	13	54.2	
3	1	HSU	001098			-		-		-		-		-		-		-		-		-	
4	1	SAUM	001107			33.3		66.7		-		-		-		-		66.7		-		66.7	
5	1	UAF	001108			-		-		-		-		-		-		-		-		-	
6	1	UAFS	001110			-		-		-		-		-		-		-		33.3		33.3	
7	1	UALR	001101			100.0		-		-		-		-		-		-		-		-	
8	1	UAM	001085	16		6.3		6.3		-		-		25.0		-		31.3		6.3		37.5	
9	1	UAMS	001109			-		-		-		-		-		-		-		-		-	
10	1	UAPB	001086			50.0		-		-		-		-		-		-		-		-	
11	1	UCA	001092	10		20.0		30.0		-		-		-		-		30.0		-		30.0	
4-Year Universities				76		10.5		12	15.8		-		2.6	11	14.5		-	25	32.9		9.2	32	42.1

ADHE Graduation Rate Calculation - 4-Year Universities - by AGE - Age 45-55

Cohort Year selected = **2001** and Time Period Covered = AFTER SIX (6) YEARS (from AY2001 thru AY2006) for and Age = **Age 45-55**.

#	IT	College	FICE	Cohort	Transfers		Bacc.		Adv. Cert.		Assoc.		Tech. Cert.		Cert. Prof.		Graduates		Retained		Success	
					#	%	#	%	#	%	#	%	#	%	#	%	#	%	#	%	#	%
1	1	ASUJ	001090			-		-		-		-		-		-		-		-		-
2	1	ATU	001089			100.0		-		-		-		-		-		-		-		-
3	1	HSU	001098			-		-		-		-		-		-		-		-		-
4	1	SAUM	001107			-		100.0		-		-		-		-		100.0		-		100.0
5	1	UAF	001108			-		-		-		-		-		-		-		-		-
6	1	UAFS	001110			-		-		-		-		-		-		-		-		-
7	1	UALR	001101			-		-		-		-		-		-		-		-		-
8	1	UAM	001085			-		-		-		-		-		-		-		-		-
9	1	UAMS	001109			-		-		-		-		-		-		-		-		-
10	1	UAPB	001086			-		-		-		-		-		-		-		-		-
11	1	UCA	001092			-		-		-		-		-		-		-		-		-
4-Year Universities						14.3		14.3		-		-		-		-		14.3		-		14.3

Cohort Year selected = **2002** and Time Period Covered = AFTER SIX (6) YEARS (from AY2002 thru AY2007) for and Age = **Age 45-55**.

#	IT	College	FICE	Cohort	Transfers		Bacc.		Adv. Cert.		Assoc.		Tech. Cert.		Cert. Prof.		Graduates		Retained		Success	
					#	%	#	%	#	%	#	%	#	%	#	%	#	%	#	%	#	%
1	1	ASUJ	001090			-		-		-		-		-		-		-		-		-
2	1	ATU	001089			-		50.0		-		-		-		-		50.0		-		50.0
3	1	HSU	001098			-		-		-		-		-		-		-		-		-
4	1	SAUM	001107			33.3		33.3		-		-		-		-		33.3		-		33.3
5	1	UAF	001108			-		-		-		-		-		-		-		-		-
6	1	UAFS	001110			-		33.3		-		-		-		-		33.3		33.3		66.7
7	1	UALR	001101			-		-		-		-		-		-		-		-		-
8	1	UAM	001085			-		-		-		100.0		-		-		100.0		-		100.0
9	1	UAMS	001109			-		-		-		-		-		-		-		-		-
10	1	UAPB	001086			-		100.0		-		-		-		-		100.0		-		100.0
11	1	UCA	001092			-		-		-		-		-		-		-		100.0		100.0
4-Year Universities				12		8.3		33.3		-		8.3		-		-		41.7		16.7		58.3

Cohort Year selected = **2003** and Time Period Covered = AFTER SIX (6) YEARS (from AY2003 thru AY2008) for and Age = **Age 45-55**.

#	IT	College	FICE	Cohort	Transfers		Bacc.		Adv. Cert.		Assoc.		Tech. Cert.		Cert. Prof.		Graduates		Retained		Success	
					#	%	#	%	#	%	#	%	#	%	#	%	#	%	#	%	#	%
1	1	ASUJ	001090			33.3		-		-		-		-		-		-		-		-
2	1	ATU	001089			-		50.0		-		-		-		-		50.0		-		50.0
3	1	HSU	001098			-		-		-		-		-		-		-		-		-
4	1	SAUM	001107			-		-		-		-		-		-		-		-		-
5	1	UAF	001108			-		33.3		-		-		-		-		33.3		-		33.3
6	1	UAFS	001110			16.7		-		-		-		-		16.7		16.7		-		16.7
7	1	UALR	001101			-		-		-		-		-		-		-		-		-
8	1	UAM	001085			-		50.0		-		-		-		-		50.0		-		50.0
9	1	UAMS	001109			-		-		-		-		-		-		-		-		-
10	1	UAPB	001086			-		-		-		-		-		-		-		100.0		100.0
11	1	UCA	001092			50.0		50.0		-		-		-		-		50.0		-		50.0
4-Year Universities				23		13.0		17.4		-		-		-		4.3		21.7		8.7		30.4

Cohort Year selected = **2004** and Time Period Covered = AFTER SIX (6) YEARS (from AY2004 thru AY2009) for and Age = **Age 45-55**.

#	IT	College	FICE	Cohort	Transfers		Bacc.		Adv. Cert.		Assoc.		Tech. Cert.		Cert. Prof.		Graduates		Retained		Success		
					#	%	#	%	#	%	#	%	#	%	#	%	#	%	#	%	#	%	
1	1	ASUJ	001090			33.3		16.7		-		-		-		-		16.7		-		16.7	
2	1	ATU	001089			-		22.2		-		-		33.3		-		55.6		11.1		66.7	
3	1	HSU	001098			-		-		-		-		-		-		-		-		-	
4	1	SAUM	001107			-		100.0		-		-		-		-		100.0		-		100.0	
5	1	UAF	001108			-		-		-		-		-		-		-		-		-	
6	1	UAFS	001110			-		25.0		-		-		-		-		25.0		25.0		50.0	
7	1	UALR	001101			-		-		-		-		-		-		-		-		-	
8	1	UAM	001085			-		-		-		-		14.3		-		14.3		-		14.3	
9	1	UAMS	001109			-		-		-		-		-		-		-		-		-	
10	1	UAPB	001086			-		100.0		-		-		-		-		100.0		-		100.0	
11	1	UCA	001092			50.0		-		-		-		-		-		-		-		-	
4-Year Universities				30		10.0		20.0		-		-		13.3		-		10	33.3		6.7	12	40.0

Cohort Year selected = **2005** and Time Period Covered = AFTER SIX (6) YEARS (from AY2005 thru AY2010) for and Age = **Age 45-55**.

#	IT	College	FICE	Cohort	Transfers		Bacc.		Adv. Cert.		Assoc.		Tech. Cert.		Cert. Prof.		Graduates		Retained		Success	
					#	%	#	%	#	%	#	%	#	%	#	%	#	%	#	%	#	%
1	1	ASUJ	001090			25.0		50.0		-		-		-		-		50.0		-		50.0
2	1	ATU	001089			-		-		-		20.0		40.0		-		60.0		-		60.0
3	1	HSU	001098			-		-		-		-		-		-		-		-		-
4	1	SAUM	001107			-		-		-		-		-		-		-		-		-
5	1	UAF	001108			-		-		-		-		-		-		-		-		-
6	1	UAFS	001110			-		-		-		-		-		-		-		-		-
7	1	UALR	001101			-		-		-		-		-		-		-		-		-
8	1	UAM	001085			-		-		-		-		50.0		-		50.0		-		50.0
9	1	UAMS	001109			-		-		-		-		-		-		-		-		-
10	1	UAPB	001086			-		-		-		-		-		-		-		-		-
11	1	UCA	001092			-		-		-		-		-		-		-		-		-
4-Year Universities				16		6.3		12.5		-		6.3		18.8		-		37.5		-		37.5

ADHE Graduation Rate Calculation - 4-Year Universities - by AGE - Age 55 or Older

Cohort Year selected = **2001** and Time Period Covered = AFTER SIX (6) YEARS (from AY2001 thru AY2006) for and Age = **Age 55 or Older**.

#	IT	College	FICE	Cohort	Transfers		Bacc.		Adv. Cert.		Assoc.		Tech. Cert.		Cert. Prof.		Graduates		Retained		Success	
					#	%	#	%	#	%	#	%	#	%	#	%	#	%	#	%	#	%
1	1	ASUJ	001090			-		-		-		-		-		-		-		-		-
2	1	ATU	001089			-		-		-		-		-		-		-		-		-
3	1	HSU	001098			-		-		-		-		-		-		-		-		-
4	1	SAUM	001107			-		-		-		-		-		-		-		-		-
5	1	UAF	001108			-		-		-		-		-		-		-		-		-
6	1	UAFS	001110			-		-		-		-		-		-		-		-		-
7	1	UALR	001101			-		-		-		-		-		-		-		-		-
8	1	UAM	001085			-		-		-		-		-		-		-		-		-
9	1	UAMS	001109			-		-		-		-		-		-		-		-		-
10	1	UAPB	001086			-		-		-		-		-		-		-		-		-
11	1	UCA	001092			-		-		-		-		-		-		-		100.0		100.0
4-Year Universities						-		-		-		-		-		-		-		100.0		100.0

Cohort Year selected = **2002** and Time Period Covered = AFTER SIX (6) YEARS (from AY2002 thru AY2007) for and Age = **Age 55 or Older**.

#	IT	College	FICE	Cohort	Transfers		Bacc.		Adv. Cert.		Assoc.		Tech. Cert.		Cert. Prof.		Graduates		Retained		Success	
					#	%	#	%	#	%	#	%	#	%	#	%	#	%	#	%	#	%
1	1	ASUJ	001090			-		-		-		-		-		-		-		-		-
2	1	ATU	001089			-		-		-		-		-		-		-		-		-
3	1	HSU	001098			-		-		-		-		-		-		-		-		-
4	1	SAUM	001107			-		-		-		-		-		-		-		-		-
5	1	UAF	001108			-		-		-		-		-		-		-		-		-
6	1	UAFS	001110			-		-		-		-		-		-		-		-		-
7	1	UALR	001101			-		-		-		-		-		-		-		-		-
8	1	UAM	001085			-		-		-		-		-		-		-		-		-
9	1	UAMS	001109			-		-		-		-		-		-		-		-		-
10	1	UAPB	001086			-		-		-		-		-		-		-		-		-
11	1	UCA	001092			-		-		-		-		-		-		-		-		-
4-Year Universities						-		-		-		-		-		-		-		-		-

Cohort Year selected = **2003** and Time Period Covered = AFTER SIX (6) YEARS (from AY2003 thru AY2008) for and Age = **Age 55 or Older**.

#	IT	College	FICE	Cohort	Transfers		Bacc.		Adv. Cert.		Assoc.		Tech. Cert.		Cert. Prof.		Graduates		Retained		Success	
					#	%	#	%	#	%	#	%	#	%	#	%	#	%	#	%	#	%
1	1	ASUJ	001090			-		-		-		-		-		-		-		-		-
2	1	ATU	001089			-		-		-		-		-		-		-		-		-
3	1	HSU	001098			-		-		-		-		-		-		-		-		-
4	1	SAUM	001107			-		-		-		-		-		-		-		-		-
5	1	UAF	001108			-		-		-		-		-		-		-		-		-
6	1	UAFS	001110			-		-		-		-		-		-		-		-		-
7	1	UALR	001101			-		-		-		-		-		-		-		-		-
8	1	UAM	001085			-		-		-		-		-		-		-		-		-
9	1	UAMS	001109			-		-		-		-		-		-		-		-		-
10	1	UAPB	001086			-		-		-		-		-		-		-		-		-
11	1	UCA	001092			-		-		-		-		-		-		-		-		-
4-Year Universities						-		-		-		-		-		-		-		-		-

Cohort Year selected = **2004** and Time Period Covered = AFTER SIX (6) YEARS (from AY2004 thru AY2009) for and Age = **Age 55 or Older**.

#	IT	College	FICE	Cohort	Transfers		Bacc.		Adv. Cert.		Assoc.		Tech. Cert.		Cert. Prof.		Graduates		Retained		Success	
					#	%	#	%	#	%	#	%	#	%	#	%	#	%	#	%	#	%
1	1	ASUJ	001090			-		-		-		-		-		-		-		-		-
2	1	ATU	001089			-	50.0		-		-		50.0		-		100.0		-		100.0	
3	1	HSU	001098			-	-		-		-		-		-		-		-		-	
4	1	SAUM	001107			-	-		-		-		-		-		-		-		-	
5	1	UAF	001108			-	-		-		-		-		-		-		-		-	
6	1	UAFS	001110			-	-		-		-		-		-		-		-		-	
7	1	UALR	001101			-	-		-		-		-		-		-		-		-	
8	1	UAM	001085			-	25.0		-		-		25.0		-		50.0		-		50.0	
9	1	UAMS	001109			-	-		-		-		-		-		-		-		-	
10	1	UAPB	001086			-	-		-		-		-		-		-		-		-	
11	1	UCA	001092			-	-		-		-		-		-		-		-		-	
4-Year Universities						-	28.6		-		-		28.6		-		57.1		-		57.1	

Cohort Year selected = **2005** and Time Period Covered = AFTER SIX (6) YEARS (from AY2005 thru AY2010) for and Age = **Age 55 or Older**.

#	IT	College	FICE	Cohort	Transfers		Bacc.		Adv. Cert.		Assoc.		Tech. Cert.		Cert. Prof.		Graduates		Retained		Success	
					#	%	#	%	#	%	#	%	#	%	#	%	#	%	#	%	#	%
1	1	ASUJ	001090			-	-		-		-		-		-		-		-		-	
2	1	ATU	001089			-	-		-		-		-		-		-		-		-	
3	1	HSU	001098			-	-		-		-		-		-		-		-		-	
4	1	SAUM	001107			-	-		-		-		-		-		-		-		-	
5	1	UAF	001108			-	-		-		-		-		-		-		-		-	
6	1	UAFS	001110			-	-		-		-		-		-		-		-		-	
7	1	UALR	001101			-	-		-		-		-		-		-		-		-	
8	1	UAM	001085			-	-		-		-		-		-		-		-		-	
9	1	UAMS	001109			-	-		-		-		-		-		-		-		-	
10	1	UAPB	001086			-	-		-		-		-		-		-		-		-	
11	1	UCA	001092			-	-		-		-		-		-		-		-		-	
4-Year Universities						-	-		-		-		-		-		-		-		-	

NOTES: (1) When a student received more than one award, only the highest award was counted.

(2) Student and Graduate counts of less than ten (10) are not shown due to FERPA.

ADHE Graduation Rate Calculation - 2-Year Colleges - by AGE - Less Than 18

Cohort Year selected = **2004** and Time Period Covered = AFTER THREE (3) YEARS (from AY2004 thru AY2006) for Two-Year Colleges and Age = **Less than 18**.

#	IT	College	FICE	Cohort	Transfers		Bacc.		Adv. Cert.		Assoc.		Tech. Cert.		Cert. Prof.		Graduates		Retained		Success		
					#	%	#	%	#	%	#	%	#	%	#	%	#	%	#	%	#	%	
1	2	ANC	012860	34		11.8						17.6		2.9				20.6		14.7		12	35.3
2	2	ASUB	001091	105	23	21.9					23	21.9	10	9.5			33	31.4	17	16.2		50	47.6
3	2	ASUMH	901090	34		20.6						14.7						14.7		11.8			26.5
4	2	ASUN	011949	11		9.1						9.1						9.1		27.3			36.4
5	2	BRTC	020522	38		18.4						18.4		7.9			10	26.3	11	28.9		21	55.3
6	2	CCCUA	022209	16		25.0						18.8						18.8		6.3			25.0
7	2	EACC	012260	40		15.0						12.5						12.5	12	30.0		17	42.5
8	2	MSCC	023482	13		15.4						15.4						15.4		38.5			53.8
9	2	NAC	012261	64		12.5						14.1		3.1			11	17.2	13	20.3		24	37.5
10	2	NPCC	012105	39		17.9								5.1				5.1		20.5		10	25.6
11	2	NWACC	030633	62	15	24.2						4.8						4.8	20	32.3		23	37.1
12	2	OTC	009976	37	13	35.1						16.2						16.2		13.5		11	29.7
13	2	OZC	020870	18		11.1														16.7			16.7
14	2	PCCUA	001104	32		9.4						6.3						6.3	11	34.4		13	40.6
15	2	PTC	020753	85		9.4					10	11.8		5.9		1.2	16	18.8	22	25.9		38	44.7
16	2	RMCC	021111	20		15.0						10.0						10.0		5.0			15.0
17	2	SACC	020746	17		11.8						17.6				5.9		23.5		23.5			47.1
18	2	SAUT	007738	19		15.8						26.3		5.3				31.6		10.5			42.1
19	2	SEAC	005707	36		8.3						13.9				2.8		16.7	11	30.6		17	47.2
20	2	UACCB	020735	10		30.0										10.0		10.0		10.0			20.0
21	2	UACCH	005732	28		10.7						14.3		10.7			3.6	28.6		21.4		14	50.0
22	2	UACCM	005245	64		9.4						12.5						12.5	13	20.3		21	32.8
2-Year Colleges				822	133	16.2					109	13.3	27	3.3		0.6	141	17.2	178	21.7	319	38.8	

Cohort Year selected = **2005** and Time Period Covered = AFTER THREE (3) YEARS (from AY2005 thru AY2007) for Two-Year Colleges and Age = **Less than 18**.

#	IT	College	FICE	Cohort	Transfers		Bacc.		Adv. Cert.		Assoc.		Tech. Cert.		Cert. Prof.		Graduates		Retained		Success		
					#	%	#	%	#	%	#	%	#	%	#	%	#	%	#	%	#	%	
1	2	ANC	012860	32		6.3						12.5		9.4				21.9		25.0		15	46.9
2	2	ASUB	001091	102	13	12.7					26	25.5		5.9		1.0	33	32.4	17	16.7		50	49.0
3	2	ASUMH	901090	38		18.4						18.4				2.6		21.1		13.2		13	34.2
4	2	ASUN	011949	18		22.2						11.1						11.1		11.1			22.2
5	2	BRTC	020522	42		14.3						4.8		11.9				16.7	10	23.8		17	40.5
6	2	CCCUA	022209	12		16.7														8.3			8.3
7	2	EACC	012260	26		15.4						19.2						19.2		11.5			30.8
8	2	MSCC	023482	15								33.3						33.3		20.0			53.3
9	2	NAC	012261	63		4.8						11.1		3.2				14.3	15	23.8		24	38.1
10	2	NPCC	012105	51		5.9						13.7		3.9				17.6	13	25.5		22	43.1
11	2	NWACC	030633	75	16	21.3					10	13.3				1.3	11	14.7	18	24.0		29	38.7
12	2	OTC	009976	27		18.5						11.1						11.1		18.5			29.6
13	2	OZC	020870	22		9.1						13.6						13.6		22.7			36.4
14	2	PCCUA	001104	33		15.2						12.1						12.1		27.3		13	39.4
15	2	PTC	020753	95	11	11.6					10	10.5		4.2			14	14.7	24	25.3		38	40.0
16	2	RMCC	021111	14		7.1						14.3						14.3		28.6			42.9
17	2	SACC	020746	24		25.0						8.3						8.3		16.7			25.0
18	2	SAUT	007738	15		20.0						26.7		6.7				33.3		26.7			60.0
19	2	SEAC	005707	22		13.6						4.5						4.5		31.8			36.4
20	2	UACCB	020735	12		8.3						33.3				8.3		41.7		8.3			50.0
21	2	UACCH	005732	33		12.1						3.0		6.1		3.0		12.1		24.2		12	36.4
22	2	UACCM	005245	57		7.0						14.0						14.0	12	21.1		20	35.1
2-Year Colleges				828	105	12.7					117	14.1	25	3.0		0.6	147	17.8	178	21.5	325	39.3	

Cohort Year selected = **2006** and Time Period Covered = AFTER THREE (3) YEARS (from AY2006 thru AY2008) for Two-Year Colleges and Age = **Less than 18**.

#	IT	College	FICE	Cohort	Transfers		Bacc.		Adv. Cert.		Assoc.		Tech. Cert.		Cert. Prof.		Graduates		Retained		Success		
					#	%	#	%	#	%	#	%	#	%	#	%	#	%	#	%	#	%	
1	2	ANC	012860	45		2.2		-		-		11.1		2.2		-		13.3		20.0		15	33.3
2	2	ASUB	001091	127	20	15.7		-		-	36	28.3		4.7		-	42	33.1	27	21.3		69	54.3
3	2	ASUMH	901090	27		22.2		-		-		14.8		-		-		14.8		25.9		11	40.7
4	2	ASUN	011949	15		13.3		-		-		13.3		6.7		-		20.0		6.7			26.7
5	2	BRTC	020522	41		22.0		-		-		4.9		17.1		-		22.0	12	29.3		21	51.2
6	2	CCCUA	022209	15		20.0		-		-		20.0		-		-		20.0		20.0			40.0
7	2	EACC	012260	27		11.1		-		-		14.8		-		-		14.8		18.5			33.3
8	2	MSCC	023482	24		16.7		-		-		12.5		-		-		12.5		20.8			33.3
9	2	NAC	012261	78	12	15.4		-		-	17	21.8		2.6		-	19	24.4		9.0		26	33.3
10	2	NPCC	012105	47		6.4		-		-		14.9		2.1		-		17.0	11	23.4		19	40.4
11	2	NWACC	030633	86	14	16.3		-		-		3.5		-		-		3.5	25	29.1		28	32.6
12	2	OTC	009976	30		23.3		-		-		10.0		6.7		3.3		20.0		13.3		10	33.3
13	2	OZC	020870	21		-		-		-		14.3		-		-		14.3		14.3			28.6
14	2	PCCUA	001104	34		8.8		-		-		20.6		-		-		20.6		20.6		14	41.2
15	2	PTC	020753	126	17	13.5		-		-		6.3		6.3		0.8	17	13.5	28	22.2		45	35.7
16	2	RMCC	021111	16		-		-		-		12.5		-		-		12.5		18.8			31.3
17	2	SACC	020746	12		-		-		-		-		-		-		-		50.0			50.0
18	2	SAUT	007738	14		14.3		-		-		42.9		-		-		42.9		21.4			64.3
19	2	SEAC	005707	22		4.5		-		-		13.6		-		-		13.6		22.7			36.4
20	2	UACCB	020735	20		10.0		-		-		15.0		-		-		15.0		30.0			45.0
21	2	UACCH	005732	21		19.0		-		-		28.6		4.8		-		33.3		9.5			42.9
22	2	UACCM	005245	60		10.0		-		-		8.3		-		-		8.3	15	25.0		20	33.3
2-Year Colleges				908	119	13.1		-		-	132	14.5	29	3.2		0.2	163	18.0	194	21.4		357	39.3

Cohort Year selected = **2007** and Time Period Covered = AFTER THREE (3) YEARS (from AY2007 thru AY2009) for Two-Year Colleges and Age = **Less than 18**.

#	IT	College	FICE	Cohort	Transfers		Bacc.		Adv. Cert.		Assoc.		Tech. Cert.		Cert. Prof.		Graduates		Retained		Success		
					#	%	#	%	#	%	#	%	#	%	#	%	#	%	#	%	#	%	#
1	2	ANC	012860	34		11.8		-		-		17.6		2.9		-		20.6		5.9			26.5
2	2	ASUB	001091	123	18	14.6		-		-	16	13.0		6.5		-	24	19.5	15	12.2		39	31.7
3	2	ASUMH	901090	24		4.2		-		-	10	41.7		-		-	10	41.7		16.7		14	58.3
4	2	ASUN	011949	27		11.1		-		-		22.2		3.7		-		25.9		18.5		12	44.4
5	2	BRTC	020522	38		15.8		-		-		13.2		7.9		-		21.1		15.8		14	36.8
6	2	CCCUA	022209			-		-		-		33.3		-		-		33.3		22.2			55.6
7	2	EACC	012260	41		22.0		-		-		4.9		-		-		4.9		19.5		10	24.4
8	2	MSCC	023482	21		23.8		-		-		9.5		-		-		9.5		38.1		10	47.6
9	2	NAC	012261	63		12.7		-		-	11	17.5		4.8		-	14	22.2		14.3		23	36.5
10	2	NPCC	012105	23		8.7		-		-		4.3		-		-		4.3		4.3			8.7
11	2	NWACC	030633	88		8.0		-		-		10.2		-	1.1	10	11.4	34	38.6		44	50.0	
12	2	OTC	009976	32		21.9		-		-		12.5		6.3		-		25.0		9.4		11	34.4
13	2	OZC	020870	26		19.2		-		-		23.1		-		-		23.1		15.4		10	38.5
14	2	PCCUA	001104	26		15.4		-		-		7.7		3.8		-		11.5		15.4			26.9
15	2	PTC	020753	98	22	22.4		-		-	11	11.2		3.1		1.0	15	15.3	26	26.5		41	41.8
16	2	RMCC	021111	27	10	37.0		-		-		22.2		-		-		25.9		-			25.9
17	2	SACC	020746	22		-		-		-		4.5		4.5		4.5		13.6		36.4		11	50.0
18	2	SAUT	007738	20		10.0		-		-		20.0		-		-		20.0		10.0			30.0
19	2	SEAC	005707	27		7.4		-		-		7.4		-		-		7.4		33.3		11	40.7
20	2	UACCB	020735	31		9.7		-		-		22.6		3.2		-		25.8		25.8		16	51.6
21	2	UACCH	005732	27		18.5		-		-		7.4		-		3.7		11.1		22.2			33.3
22	2	UACCM	005245	79	15	19.0		-		-	15	19.0		1.3		1.3	17	21.5	12	15.2		29	36.7
2-Year Colleges				906	138	15.2		-		-	131	14.5	26	2.9		0.8	164	18.1	176	19.4		340	37.5

Cohort Year selected = **2008** and Time Period Covered = AFTER THREE (3) YEARS (from AY2008 thru AY2010) for Two-Year Colleges and Age = **Less than 18**.

#	IT	College	FICE	Cohort	Transfers		Bacc.		Adv. Cert.		Assoc.		Tech. Cert.		Cert. Prof.		Graduates		Retained		Success		
					#	%	#	%	#	%	#	%	#	%	#	%	#	%	#	%	#	%	
1	2	ANC	012860	39		17.9					23.1		2.6				10	25.6		17.9	17	43.6	
2	2	ASUB	001091	148	19	12.8					40	27.0	2.0				43	29.1	29	19.6	72	48.6	
3	2	ASUMH	901090	36		13.9					25.0				2.8		10	27.8		8.3	13	36.1	
4	2	ASUN	011949	19		10.5					26.3							26.3		15.8		42.1	
5	2	BRTC	020522	41		4.9					12.2		14.6				11	26.8		19.5	19	46.3	
6	2	CCCUA	022209	21		23.8					9.5		9.5					19.0		19.0		38.1	
7	2	EACC	012260	39		15.4					12.8							12.8		20.5	13	33.3	
8	2	MSCC	023482	20		15.0					5.0							5.0		25.0		30.0	
9	2	NAC	012261	66		10.6					12	18.2					12	18.2	20	30.3	32	48.5	
10	2	NPCC	012105	41		17.1					12.2		2.4					14.6		22.0	15	36.6	
11	2	NWACC	030633	107	15	14.0					14	13.1					14	13.1	34	31.8	48	44.9	
12	2	OTC	009976	25		24.0					8.0		4.0					12.0		12.0		24.0	
13	2	OZC	020870	31		6.5					6.5							6.5		22.6		29.0	
14	2	PCCUA	001104	17		29.4					17.6							17.6		23.5		41.2	
15	2	PTC	020753	110	11	10.0					12	10.9	5.5				18	16.4	32	29.1	50	45.5	
16	2	RMCC	021111	25		8.0					24.0							24.0		16.0	10	40.0	
17	2	SACC	020746	19		15.8					5.3							5.3		31.6		36.8	
18	2	SAUT	007738	17		11.8					11.8							11.8		17.6		29.4	
19	2	SEAC	005707	26		15.4					3.8		3.8					7.7		30.8	10	38.5	
20	2	UACCB	020735	20		15.0					5.0				15.0			20.0		25.0		45.0	
21	2	UACCH	005732	24		4.2					16.7		4.2		8.3			29.2		12.5	10	41.7	
22	2	UACCM	005245	69		10.1					17	24.6	1.4				18	26.1	16	23.2	34	49.3	
2-Year Colleges				960	124	12.9					158	16.5	23	2.4		0.6		187	19.5	221	23.0	408	42.5

ADHE Graduation Rate Calculation - 2-Year Colleges - by AGE - Age 18-19

Cohort Year selected = **2004** and Time Period Covered = AFTER THREE (3) YEARS (from AY2004 thru AY2006) for Two-Year Colleges and Age = **Age 18-19**.

#	IT	College	FICE	Cohort	Transfers		Bacc.		Adv. Cert.		Assoc.		Tech. Cert.		Cert. Prof.		Graduates		Retained		Success		
					#	%	#	%	#	%	#	%	#	%	#	%	#	%	#	%	#	%	#
1	2	ANC	012860	151	11	7.3					25	16.6	11	7.3			36	23.8	25	16.6	61	40.4	
2	2	ASUB	001091	388	55	14.2					76	19.6	20	5.2		0.3	97	25.0	84	21.6	181	46.6	
3	2	ASUMH	901090	134	19	14.2					24	17.9				0.7	25	18.7	15	11.2	40	29.9	
4	2	ASUN	011949	31		16.1					10	32.3					10	32.3		19.4	16	51.6	
5	2	BRTC	020522	161	26	16.1					20	12.4	16	9.9			36	22.4	31	19.3	67	41.6	
6	2	CCCUA	022209	38		2.6							2.6			2.6		5.3	10	26.3	12	31.6	
7	2	EACC	012260	133		6.8					10	7.5					10	7.5	26	19.5	36	27.1	
8	2	MSCC	023482	41		19.5					13	31.7					13	31.7		9.8	17	41.5	
9	2	NAC	012261	246	35	14.2					41	16.7	10	4.1			51	20.7	43	17.5	94	38.2	
10	2	NPCC	012105	141	20	14.2					12	8.5		4.3			18	12.8	38	27.0	56	39.7	
11	2	NWACC	030633	310	49	15.8					21	6.8					21	6.8	107	34.5	128	41.3	
12	2	OTC	009976	100	15	15.0					12	12.0		4.0			16	16.0	23	23.0	39	39.0	
13	2	OZC	020870	65	11	16.9					13.8							13.8		9.2	15	23.1	
14	2	PCCUA	001104	113	12	10.6					14	12.4					14	12.4	30	26.5	44	38.9	
15	2	PTC	020753	287	58	20.2					19	6.6	2.8		1.0		30	10.5	86	30.0	116	40.4	
16	2	RMCC	021111	62		14.5						11.3						11.3		14.5	16	25.8	
17	2	SACC	020746	94	17	18.1					20	21.3	2.1		2.1		24	25.5	17	18.1	41	43.6	
18	2	SAUT	007738	68	13	19.1						10.3	1.5					11.8	11	16.2	19	27.9	
19	2	SEAC	005707	110	20	18.2						7.3	1.8		0.9		11	10.0	17	15.5	28	25.5	
20	2	UACCB	020735	63	11	17.5					11.1				4.8		10	15.9	20	31.7	30	47.6	
21	2	UACCH	005732	152	11	7.2					18	11.8	3.9		1.3		26	17.1	27	17.8	53	34.9	
22	2	UACCM	005245	266	30	11.3					46	17.3	2.6				53	19.9	54	20.3	107	40.2	
2-Year Colleges				3,154	445	14.1					419	13.3	94	3.0	14	0.4		527	16.7	689	21.8	1,216	38.6

Cohort Year selected = 2005 and Time Period Covered = AFTER THREE (3) YEARS (from AY2005 thru AY2007) for Two-Year Colleges and Age = Age 18-19.

#	IT	College	FICE	Cohort	Transfers		Bacc.		Adv. Cert.		Assoc.		Tech. Cert.		Cert. Prof.		Graduates		Retained		Success	
					#	%	#	%	#	%	#	%	#	%	#	%	#	%	#	%	#	%
1	2	ANC	012860	192	15	7.8					27	14.1		0.5			28	14.6	44	22.9	72	37.5
2	2	ASUB	001091	407	57	14.0					112	27.5	22	5.4		0.2	135	33.2	64	15.7	199	48.9
3	2	ASUMH	901090	127	24	18.9					23	18.1				0.8	24	18.9	28	22.0	52	40.9
4	2	ASUN	011949	49		14.3						14.3		12.2			13	26.5		16.3	21	42.9
5	2	BRTC	020522	174	39	22.4					14	8.0		3.4		0.6	21	12.1	35	20.1	56	32.2
6	2	CCCUA	022209	45		4.4						13.3		2.2				15.6	16	35.6	23	51.1
7	2	EACC	012260	160	18	11.3					17	10.6					17	10.6	39	24.4	56	35.0
8	2	MSCC	023482	54		7.4						11.1						11.1	15	27.8	21	38.9
9	2	NAC	012261	227	29	12.8					40	17.6	10	4.4		0.4	51	22.5	42	18.5	93	41.0
10	2	NPCC	012105	183	16	8.7					17	9.3	13	7.1			30	16.4	44	24.0	74	40.4
11	2	NWACC	030633	342	58	17.0					20	5.8				0.3	21	6.1	108	31.6	129	37.7
12	2	OTC	009976	97	20	20.6					12	12.4		8.2		1.0	21	21.6	12	12.4	33	34.0
13	2	OZC	020870	65		6.2					10	15.4		1.5			11	16.9	17	26.2	28	43.1
14	2	PCCUA	001104	94	14	14.9					14	14.9		1.1			15	16.0	23	24.5	38	40.4
15	2	PTC	020753	345	59	17.1					30	8.7		2.6		0.9	42	12.2	103	29.9	145	42.0
16	2	RMCC	021111	73		11.0					11	15.1		4.1			14	19.2		8.2	20	27.4
17	2	SACC	020746	66	11	16.7						3.0		1.5				6.1	12	18.2	16	24.2
18	2	SAUT	007738	54		9.3						16.7						16.7	12	22.2	21	38.9
19	2	SEAC	005707	97	11	11.3						9.3		3.1			12	12.4	20	20.6	32	33.0
20	2	UACCB	020735	86	18	20.9					12	14.0				2.3	14	16.3	14	16.3	28	32.6
21	2	UACCH	005732	120	20	16.7						7.5		4.2		1.7	16	13.3	30	25.0	46	38.3
22	2	UACCM	005245	170	20	11.8					27	15.9		0.6			28	16.5	30	17.6	58	34.1
2-Year Colleges				3,227	459	14.2					434	13.4	91	2.8	14	0.4	539	16.7	722	22.4	1,261	39.1

Cohort Year selected = 2006 and Time Period Covered = AFTER THREE (3) YEARS (from AY2006 thru AY2008) for Two-Year Colleges and Age = Age 18-19.

#	IT	College	FICE	Cohort	Transfers		Bacc.		Adv. Cert.		Assoc.		Tech. Cert.		Cert. Prof.		Graduates		Retained		Success	
					#	%	#	%	#	%	#	%	#	%	#	%	#	%	#	%	#	%
1	2	ANC	012860	192	10	5.2					26	13.5		4.2			34	17.7	43	22.4	77	40.1
2	2	ASUB	001091	448	71	15.8					102	22.8	23	5.1		0.9	129	28.8	80	17.9	209	46.7
3	2	ASUMH	901090	97	13	13.4					23	23.7		1.0		1.0	25	25.8	11	11.3	36	37.1
4	2	ASUN	011949	49		4.1						14.3		14.3			14	28.6	10	20.4	24	49.0
5	2	BRTC	020522	180	18	10.0					14	7.8	14	7.8		2.2	32	17.8	45	25.0	77	42.8
6	2	CCCUA	022209	54		14.8						16.7		1.9			10	18.5	19	35.2	29	53.7
7	2	EACC	012260	140	14	10.0					26	18.6					26	18.6	33	23.6	59	42.1
8	2	MSCC	023482	73		8.2						6.8						6.8	24	32.9	29	39.7
9	2	NAC	012261	219	41	18.7					35	16.0	14	6.4			49	22.4	24	11.0	73	33.3
10	2	NPCC	012105	147	19	12.9					12	8.2		2.7			16	10.9	33	22.4	49	33.3
11	2	NWACC	030633	342	49	14.3					29	8.5				0.3	30	8.8	107	31.3	137	40.1
12	2	OTC	009976	82	16	19.5					11	13.4		3.7			14	17.1	10	12.2	24	29.3
13	2	OZC	020870	72	12	16.7					11	15.3		1.4			12	16.7	10	13.9	22	30.6
14	2	PCCUA	001104	106	24	22.6					12	11.3					12	11.3	20	18.9	32	30.2
15	2	PTC	020753	421	60	14.3					42	10.0	14	3.3			56	13.3	110	26.1	166	39.4
16	2	RMCC	021111	66	13	19.7					10	15.2		1.5			11	16.7		10.6	18	27.3
17	2	SACC	020746	43		11.6						9.3						9.3	10	23.3	14	32.6
18	2	SAUT	007738	56		14.3						12.5				1.8		14.3		12.5	15	26.8
19	2	SEAC	005707	78		10.3						9.0		1.3				10.3	20	25.6	28	35.9
20	2	UACCB	020735	62		12.9						11.3						11.3	23	37.1	30	48.4
21	2	UACCH	005732	101	10	9.9						7.9		5.9		5.0	19	18.8	28	27.7	47	46.5
22	2	UACCM	005245	251	45	17.9					21	8.4		1.2		0.4	25	10.0	51	20.3	76	30.3
2-Year Colleges				3,279	460	14.0					428	13.1	101	3.1	17	0.5	546	16.7	725	22.1	1,271	38.8

Cohort Year selected = 2007 and Time Period Covered = AFTER THREE (3) YEARS (from AY2007 thru AY2009) for Two-Year Colleges and Age = Age 18-19.

#	IT	College	FICE	Cohort	Transfers		Bacc.		Adv. Cert.		Assoc.		Tech. Cert.		Cert. Prof.		Graduates		Retained		Success	
					#	%	#	%	#	%	#	%	#	%	#	%	#	%	#	%	#	%
1	2	ANC	012860	164	16	9.8					24	14.6		5.5			33	20.1	33	20.1	66	40.2
2	2	ASUB	001091	451	61	13.5					107	23.7	24	5.3		0.7	134	29.7	78	17.3	212	47.0
3	2	ASUMH	901090	107	18	16.8					18	16.8		1.9		3.7	24	22.4	23	21.5	47	43.9
4	2	ASUN	011949	67	11	16.4					17	25.4		9.0		-	23	34.3	12	17.9	35	52.2
5	2	BRTC	020522	191	27	14.1					14	7.3	20	10.5		0.5	35	18.3	39	20.4	74	38.7
6	2	CCCUA	022209	45	10	22.2					8.9					-	8.9		12	26.7	16	35.6
7	2	EACC	012260	139	23	16.5					15	10.8		0.7		-	16	11.5	26	18.7	42	30.2
8	2	MSCC	023482	92		9.8					4.3					-	4.3		20	21.7	24	26.1
9	2	NAC	012261	216	31	14.4					41	19.0	12	5.6		-	53	24.5	36	16.7	89	41.2
10	2	NPCC	012105	136	14	10.3					13	9.6		4.4		0.7	20	14.7	35	25.7	55	40.4
11	2	NWACC	030633	376	56	14.9					28	7.4				0.3	29	7.7	114	30.3	143	38.0
12	2	OTC	009976	88	20	22.7					11	12.5		2.3		-	13	14.8	16	18.2	29	33.0
13	2	OZC	020870	66		12.1					12	18.2				-	12	18.2	11	16.7	23	34.8
14	2	PCCUA	001104	62		8.1					10	16.1				-	10	16.1	20	32.3	30	48.4
15	2	PTC	020753	340	48	14.1					39	11.5	13	3.8		0.6	54	15.9	85	25.0	139	40.9
16	2	RMCC	021111	73		11.0					14	19.2				-	14	19.2	18	24.7	32	43.8
17	2	SACC	020746	43		18.6					4.7		2.3			-	7.0		18	41.9	21	48.8
18	2	SAUT	007738	54		13.0					14.8					3.7	10	18.5	10	18.5	20	37.0
19	2	SEAC	005707	81	10	12.3					4.9		1.2			-	6.2		22	27.2	27	33.3
20	2	UACCB	020735	88	11	12.5					16	18.2				1.1	17	19.3	28	31.8	45	51.1
21	2	UACCH	005732	89	11	12.4					12	13.5		4.5		2.2	18	20.2	21	23.6	39	43.8
22	2	UACCM	005245	248	46	18.5					30	12.1				0.4	31	12.5	41	16.5	72	29.0
2-Year Colleges				3,216	458	14.2					443	13.8	101	3.1	18	0.6	562	17.5	718	22.3	1,280	39.8

Cohort Year selected = 2008 and Time Period Covered = AFTER THREE (3) YEARS (from AY2008 thru AY2010) for Two-Year Colleges and Age = Age 18-19.

#	IT	College	FICE	Cohort	Transfers		Bacc.		Adv. Cert.		Assoc.		Tech. Cert.		Cert. Prof.		Graduates		Retained		Success	
					#	%	#	%	#	%	#	%	#	%	#	%	#	%	#	%	#	%
1	2	ANC	012860	180	13	7.2					24	13.3		2.2			28	15.6	45	25.0	73	40.6
2	2	ASUB	001091	447	49	11.0					101	22.6	17	3.8		1.6	125	28.0	92	20.6	217	48.5
3	2	ASUMH	901090	103		6.8					22	21.4		1.9		2.9	27	26.2	25	24.3	52	50.5
4	2	ASUN	011949	59		13.6					10	16.9		11.9		-	17	28.8	11	18.6	28	47.5
5	2	BRTC	020522	211	24	11.4					22	10.4	24	11.4		1.4	49	23.2	51	24.2	100	47.4
6	2	CCCUA	022209	74	14	18.9					8.1		1.4		5.4		11	14.9	21	28.4	32	43.2
7	2	EACC	012260	144	21	14.6					16	11.1		0.7		-	17	11.8	46	31.9	63	43.8
8	2	MSCC	023482	102		7.8					12	11.8				-	12	11.8	25	24.5	37	36.3
9	2	NAC	012261	252	34	13.5					29	11.5	12	4.8		1.2	44	17.5	47	18.7	91	36.1
10	2	NPCC	012105	154	16	10.4					14	9.1		3.9		-	20	13.0	50	32.5	70	45.5
11	2	NWACC	030633	414	63	15.2					43	10.4				0.2	44	10.6	138	33.3	182	44.0
12	2	OTC	009976	85	10	11.8					16	18.8		10.6		-	25	29.4	11	12.9	36	42.4
13	2	OZC	020870	87	11	12.6					14	16.1				1.1	15	17.2	23	26.4	38	43.7
14	2	PCCUA	001104	60		13.3					15.0		1.7		-	-	10	16.7	10	16.7	20	33.3
15	2	PTC	020753	398	48	12.1					28	7.0	17	4.3		0.8	48	12.1	119	29.9	167	42.0
16	2	RMCC	021111	63	14	22.2					9.5		3.2			-	12.7		14.3	17	27.0	
17	2	SACC	020746	80	10	12.5					8.8		1.3		3.8		11	13.8	24	30.0	35	43.8
18	2	SAUT	007738	113	10	8.8					25	22.1		3.5		0.9	30	26.5	21	18.6	51	45.1
19	2	SEAC	005707	98		5.1					7.1		1.0			-	8.2		35	35.7	43	43.9
20	2	UACCB	020735	106	21	19.8					10	9.4			14	13.2	24	22.6	18	17.0	42	39.6
21	2	UACCH	005732	123	11	8.9					17	13.8		1.6		0.8	20	16.3	33	26.8	53	43.1
22	2	UACCM	005245	330	43	13.0					61	18.5		0.9		0.6	66	20.0	66	20.0	132	40.0
2-Year Colleges				3,683	448	12.2					499	13.5	114	3.1	46	1.2	659	17.9	920	25.0	1,579	42.9

ADHE Graduation Rate Calculation - 2-Year Colleges - by AGE - Age 20-24

Cohort Year selected = **2004** and Time Period Covered = AFTER THREE (3) YEARS (from AY2004 thru AY2006) for Two-Year Colleges and Age = **Age 20-24**.

#	IT	College	FICE	Cohort	Transfers		Bacc.		Adv. Cert.		Assoc.		Tech. Cert.		Cert. Prof.		Graduates		Retained		Success		
					#	%	#	%	#	%	#	%	#	%	#	%	#	%	#	%	#	%	
1	2	ANC	012860	60		3.3		-		-		1.7		11.7		-		13.3	10	16.7	18	30.0	
2	2	ASUB	001091	66		12.1		-		-		4.5	10	15.2		-		13	19.7	12	18.2	25	37.9
3	2	ASUMH	901090	24		-		-		-		8.3		4.2		4.2			16.7			8.3	25.0
4	2	ASUN	011949			-		-		-		14.3		14.3		-			28.6		14.3		42.9
5	2	BRTC	020522	46		6.5		-		-		2.2		-		-		2.2	15	32.6	16	34.8	
6	2	CCCUA	022209	11		-		-		-		9.1		-		-		9.1		45.5		54.5	
7	2	EACC	012260	32		9.4		-		-		6.3		9.4		-		6.3		18.8		25.0	
8	2	MSCC	023482			25.0		-		-		25.0		-		-		25.0		25.0		50.0	
9	2	NAC	012261	47		-		-		-		6.4		6.4		2.1		14.9	10	21.3	17	36.2	
10	2	NPCC	012105	63		3.2		-		-		-		4.8		-		4.8	15	23.8	18	28.6	
11	2	NWACC	030633	47		12.8		-		-		4.3		-		-		4.3		17.0	10	21.3	
12	2	OTC	009976	23		4.3		-		-		8.7		17.4		-		26.1		8.7		34.8	
13	2	OZC	020870	24		4.2		-		-		12.5		-		-		12.5		33.3	11	45.8	
14	2	PCCUA	001104	47		4.3		-		-		6.4		2.1		2.1		10.6	10	21.3	15	31.9	
15	2	PTC	020753	142		4.2		-		-	12	8.5	10	7.0		4.2	28	19.7	44	31.0	72	50.7	
16	2	RMCC	021111	26		11.5		-		-		3.8		3.8		-		7.7		19.2		26.9	
17	2	SACC	020746	45		8.9		-		-		13.3		4.4		-		17.8		20.0	17	37.8	
18	2	SAUT	007738	12		8.3		-		-		-		-		-		-		8.3		8.3	
19	2	SEAC	005707	46		4.3		-		-		4.3		2.2		-		6.5		17.4	11	23.9	
20	2	UACCB	020735	25		4.0		-		-		4.0		-		4.0		8.0		24.0		32.0	
21	2	UACCH	005732	30		6.7		-		-		6.7		-		-		6.7		6.7		13.3	
22	2	UACCM	005245	56		7.1		-		-		8.9		7.1		-		16.1		14.3	17	30.4	
2-Year Colleges				883	52	5.9		-		-	54	6.1	48	5.4	10	1.1	112	12.7	188	21.3	300	34.0	

Cohort Year selected = **2005** and Time Period Covered = AFTER THREE (3) YEARS (from AY2005 thru AY2007) for Two-Year Colleges and Age = **Age 20-24**.

#	IT	College	FICE	Cohort	Transfers		Bacc.		Adv. Cert.		Assoc.		Tech. Cert.		Cert. Prof.		Graduates		Retained		Success	
					#	%	#	%	#	%	#	%	#	%	#	%	#	%	#	%	#	%
1	2	ANC	012860	39		-		-		-		5.1		10.3		-		15.4		20.5	14	35.9
2	2	ASUB	001091	84		7.1		-		-	11	13.1	14	16.7		1.2	26	31.0	15	17.9	41	48.8
3	2	ASUMH	901090	30		6.7		-		-		13.3		-		-		13.3		10.0		23.3
4	2	ASUN	011949	15		6.7		-		-		6.7		13.3		-		20.0		20.0		40.0
5	2	BRTC	020522	41		7.3		-		-		12.2		4.9		-		17.1		17.1	14	34.1
6	2	CCCUA	022209			-		-		-		-		-		-		-		20.0		20.0
7	2	EACC	012260	22		-		-		-		-		-		-		-		9.1		9.1
8	2	MSCC	023482	22		13.6		-		-		-		-		-		-		22.7		22.7
9	2	NAC	012261	37		13.5		-		-		5.4		2.7		-		8.1		13.5		21.6
10	2	NPCC	012105	47		8.5		-		-		6.4		2.1		-		8.5		14.9	11	23.4
11	2	NWACC	030633	53		1.9		-		-		-		-		-		-	16	30.2	16	30.2
12	2	OTC	009976	25		8.0		-		-		4.0		4.0		-		8.0		20.0		28.0
13	2	OZC	020870	26		3.8		-		-		3.8		3.8		-		7.7		19.2		26.9
14	2	PCCUA	001104	14		14.3		-		-		-		-		-		-		-		-
15	2	PTC	020753	143	13	9.1		-		-		2.8		6.3		2.1	16	11.2	46	32.2	62	43.4
16	2	RMCC	021111	33		15.2		-		-		12.1		3.0		-		15.2		9.1		24.2
17	2	SACC	020746	32		3.1		-		-		6.3		-		-		6.3		21.9		28.1
18	2	SAUT	007738	20		10.0		-		-		-	14	70.0		-		14	70.0		14	70.0
19	2	SEAC	005707	54		5.6		-		-		-		1.9		-		1.9	12	22.2	13	24.1
20	2	UACCB	020735	21		4.8		-		-		4.8		-		14.3		19.0		14.3		33.3
21	2	UACCH	005732	33		3.0		-		-		6.1		-		3.0		9.1		15.2		24.2
22	2	UACCM	005245	37		8.1		-		-		2.7		-		-		2.7	10	27.0	11	29.7
2-Year Colleges				833	59	7.1		-		-	44	5.3	51	6.1	1.0		103	12.4	168	20.2	271	32.5

Cohort Year selected = 2006 and Time Period Covered = AFTER THREE (3) YEARS (from AY2006 thru AY2008) for Two-Year Colleges and Age = Age 20-24.

#	IT	College	FICE	Cohort	Transfers		Bacc.		Adv. Cert.		Assoc.		Tech. Cert.		Cert. Prof.		Graduates		Retained		Success				
					#	%	#	%	#	%	#	%	#	%	#	%	#	%	#	%	#	%			
1	2	ANC	012860	33		3.0		-		-		-		9.1		-		9.1		12.1		21.2			
2	2	ASUB	001091	70		11.4		-		-		7.1		11.4		-		13		11		15.7	24	34.3	
3	2	ASUMH	901090	22		9.1		-		-		-		-		-		-				18.2		18.2	
4	2	ASUN	011949	19		-		-		-		-		15.8		-		15.8				21.1		36.8	
5	2	BRTC	020522	36		5.6		-		-		2.8		5.6		2.8		11.1				25.0	13	36.1	
6	2	CCCUA	022209	17		5.9		-		-		5.9		-		5.9		11.8				35.3		47.1	
7	2	EACC	012260	25		4.0		-		-		8.0		4.0		-		12.0				24.0		36.0	
8	2	MSCC	023482	13		-		-		-		-		-		-		-				-		-	
9	2	NAC	012261	37		5.4		-		-		8.1		10.8		-		18.9				18.9	14	37.8	
10	2	NPCC	012105	43		11.6		-		-		7.0		9.3		-		16.3				14.0	13	30.2	
11	2	NWACC	030633	40		17.5		-		-		-		-		-		-				17.5		17.5	
12	2	OTC	009976	26		3.8		-		-		3.8		19.2		-		23.1				23.1	12	46.2	
13	2	OZC	020870	32		-		-		-		6.3		-		-		6.3				18.8		25.0	
14	2	PCCUA	001104	31		9.7		-		-		3.2		-		-		3.2				19.4		22.6	
15	2	PTC	020753	196		4.1		-		-		2.6		4.1		0.5		14		7.1		65	33.2	79	40.3
16	2	RMCC	021111	16		-		-		-		12.5		-		-		12.5				6.3		18.8	
17	2	SACC	020746	19		5.3		-		-		5.3		15.8		-		21.1				26.3		47.4	
18	2	SAUT	007738	34		2.9		-		-		-		14		41.2		14		41.2		5.9	16	47.1	
19	2	SEAC	005707	28		-		-		-		10.7		3.6		3.6		17.9				14.3		32.1	
20	2	UACCB	020735	22		4.5		-		-		4.5		4.5		4.5		13.6				13.6		27.3	
21	2	UACCH	005732	29		3.4		-		-		3.4		-		13.8		17.2				31.0	14	48.3	
22	2	UACCM	005245	55		3.6		-		-		-		-		1.8		1.8				16.4	10	18.2	
2-Year Colleges				843	47	5.6		-		-		32	3.8	57	6.8	10	1.2	99	11.7	180	21.4	279	33.1		

Cohort Year selected = 2007 and Time Period Covered = AFTER THREE (3) YEARS (from AY2007 thru AY2009) for Two-Year Colleges and Age = Age 20-24.

#	IT	College	FICE	Cohort	Transfers		Bacc.		Adv. Cert.		Assoc.		Tech. Cert.		Cert. Prof.		Graduates		Retained		Success				
					#	%	#	%	#	%	#	%	#	%	#	%	#	%	#	%	#	%			
1	2	ANC	012860	28		-		-		-		10.7		17.9		-		28.6				7.1	10	35.7	
2	2	ASUB	001091	77		6.5		-		-		3.9		13		16.9		16		20.8		14	18.2	30	39.0
3	2	ASUMH	901090	16		12.5		-		-		-		6.3		37.5		43.8				12.5		56.3	
4	2	ASUN	011949	13		7.7		-		-		7.7		15.4		-		23.1				15.4		38.5	
5	2	BRTC	020522	43		11.6		-		-		2.3		11.6		2.3		16.3				16.3	14	32.6	
6	2	CCCUA	022209	14		-		-		-		-		-		-		-				21.4		21.4	
7	2	EACC	012260	30		3.3		-		-		-		3.3		-		3.3				16.7		20.0	
8	2	MSCC	023482	11		18.2		-		-		-		-		-		-				27.3		27.3	
9	2	NAC	012261	25		4.0		-		-		-		4.0		-		4.0				20.0		24.0	
10	2	NPCC	012105	38		2.6		-		-		2.6		5.3		2.6		10.5				10.5		21.1	
11	2	NWACC	030633	51		11.8		-		-		9.8		-		2.0		11.8		14		27.5	20	39.2	
12	2	OTC	009976	11		27.3		-		-		9.1		9.1		-		18.2				18.2		36.4	
13	2	OZC	020870	22		9.1		-		-		4.5		-		9.1		13.6				13.6		27.3	
14	2	PCCUA	001104	18		-		-		-		-		-		-		-				11.1		11.1	
15	2	PTC	020753	171		3.5		-		-		4.1		2.9		0.6		13		7.6		43	25.1	56	32.7
16	2	RMCC	021111	14		-		-		-		-		-		-		-				7.1		7.1	
17	2	SACC	020746	15		13.3		-		-		6.7		-		-		6.7				26.7		33.3	
18	2	SAUT	007738	25		4.0		-		-		-		10		40.0		12.0		13		52.0		13	52.0
19	2	SEAC	005707	32		9.4		-		-		-		-		3.1		3.1		12		37.5	13	40.6	
20	2	UACCB	020735	14		21.4		-		-		7.1		-		-		7.1				14.3		21.4	
21	2	UACCH	005732	21		4.8		-		-		4.8		-		9.5		14.3				19.0		33.3	
22	2	UACCM	005245	45		4.4		-		-		6.7		-		2.2		8.9				15.6	11	24.4	
2-Year Colleges				734	47	6.4		-		-		29	4.0	46	6.3	19	2.6	94	12.8	141	19.2	235	32.0		

Cohort Year selected = **2008** and Time Period Covered = AFTER THREE (3) YEARS (from AY2008 thru AY2010) for Two-Year Colleges and Age = **Age 20-24**.

#	IT	College	FICE	Cohort	Transfers		Bacc.		Adv. Cert.		Assoc.		Tech. Cert.		Cert. Prof.		Graduates		Retained		Success	
					#	%	#	%	#	%	#	%	#	%	#	%	#	%	#	%	#	%
1	2	ANC	012860	31		3.2					3.2		10	32.3			11	35.5		6.5	13	41.9
2	2	ASUB	001091	64		6.3					12.5			10.9		6.3	19	29.7		12.5	27	42.2
3	2	ASUMH	901090	20		5.0					30.0			5.0		5.0		40.0		15.0	11	55.0
4	2	ASUN	011949	24		12.5					-			8.3		-		8.3		8.3		16.7
5	2	BRTC	020522	48		2.1					4.2			4.2		4.2		12.5	13	27.1	19	39.6
6	2	CCCUA	022209	20		-					-			10.0		-		10.0		30.0		40.0
7	2	EACC	012260	22		4.5					4.5			18.2		-		22.7		18.2		40.9
8	2	MSCC	023482			-					-			-		-		-		25.0		25.0
9	2	NAC	012261	40		10.0					5.0			5.0		-		10.0	10	25.0	14	35.0
10	2	NPCC	012105	45		6.7					6.7			8.9		-		15.6	12	26.7	19	42.2
11	2	NWACC	030633	74		4.1					1.4			-		-		1.4	18	24.3	19	25.7
12	2	OTC	009976	15		-					13.3			40.0		-		53.3		6.7		60.0
13	2	OZC	020870	29		13.8					13.8			-		-		13.8		13.8		27.6
14	2	PCCUA	001104	22		4.5					13.6			9.1		-		22.7		22.7	10	45.5
15	2	PTC	020753	144		2.8					4.9			2.1		0.7	11	7.6	52	36.1	63	43.8
16	2	RMCC	021111			22.2					11.1			-		-		11.1		11.1		22.2
17	2	SACC	020746	14		-					-			-		7.1		7.1		28.6		35.7
18	2	SAUT	007738	30		-					6.7			26.7		16.7	15	50.0		6.7	17	56.7
19	2	SEAC	005707	40		10.0					2.5			-		2.5		5.0	11	27.5	13	32.5
20	2	UACCB	020735	24		4.2					-			-		20.8		20.8		12.5		33.3
21	2	UACCH	005732	46		2.2					8.7			-		2.2		10.9		15.2	12	26.1
22	2	UACCM	005245	38		5.3					7.9			-		-		7.9		13.2		21.1
2-Year Colleges				807	40	5.0					51	6.3	53	6.6	21	2.6	125	15.5	175	21.7	300	37.2

ADHE Graduation Rate Calculation - 2-Year Colleges - by AGE - Age 25-34

Cohort Year selected = **2004** and Time Period Covered = AFTER THREE (3) YEARS (from AY2004 thru AY2006) for Two-Year Colleges and Age = **Age 25-34**.

#	IT	College	FICE	Cohort	Transfers		Bacc.		Adv. Cert.		Assoc.		Tech. Cert.		Cert. Prof.		Graduates		Retained		Success	
					#	%	#	%	#	%	#	%	#	%	#	%	#	%	#	%	#	%
1	2	ANC	012860	55		3.6					5.5		12	21.8			15	27.3		7.3	19	34.5
2	2	ASUB	001091	61		8.2					10	16.4	14	23.0		3.3	26	42.6		13.1	34	55.7
3	2	ASUMH	901090	28		7.1					7.1			14.3		7.1		28.6		10.7	11	39.3
4	2	ASUN	011949	10		-					30.0			10.0		-		40.0		10.0		50.0
5	2	BRTC	020522	54		3.7					9.3			14.8		-	13	24.1		14.8	21	38.9
6	2	CCCUA	022209	11		-					18.2			-		9.1		27.3		9.1		36.4
7	2	EACC	012260	31		6.5					6.5			-		-		6.5		19.4		25.8
8	2	MSCC	023482			-					-			-		-		-		-		-
9	2	NAC	012261	48		6.3					4.2			4.2		10.4		18.8	15	31.3	24	50.0
10	2	NPCC	012105	46		4.3					8.7			8.7		-		17.4		17.4	16	34.8
11	2	NWACC	030633	31		16.1					12.9			-		-		12.9		25.8	12	38.7
12	2	OTC	009976	26		3.8					15.4			19.2		3.8	10	38.5		15.4	14	53.8
13	2	OZC	020870	22		4.5					9.1			-		-		9.1		31.8		40.9
14	2	PCCUA	001104	28		7.1					3.6			-		-		3.6		32.1	10	35.7
15	2	PTC	020753	133		6.8					3.8			4.5		4.5	17	12.8	43	32.3	60	45.1
16	2	RMCC	021111	21		4.8					4.8			23.8		-		28.6		19.0	10	47.6
17	2	SACC	020746	31		12.9					6.5			22.6		-		29.0		6.5	11	35.5
18	2	SAUT	007738			-					-			-		-		-		-		-
19	2	SEAC	005707	55		5.5					5.5			3.6		3.6		12.7		16.4	16	29.1
20	2	UACCB	020735	25		16.0					4.0			-		20.0		24.0		32.0	14	56.0
21	2	UACCH	005732	22		4.5					18.2			4.5		4.5		27.3		9.1		36.4
22	2	UACCM	005245	46		8.7					10.9			6.5		-		17.4		13.0	14	30.4
2-Year Colleges				788	53	6.7					65	8.2	74	9.4	25	3.2	164	20.8	156	19.8	320	40.6

Cohort Year selected = 2005 and Time Period Covered = AFTER THREE (3) YEARS (from AY2005 thru AY2007) for Two-Year Colleges and Age = Age 25-34.

#	IT	College	FICE	Cohort	Transfers		Bacc.		Adv. Cert.		Assoc.		Tech. Cert.		Cert. Prof.		Graduates		Retained		Success		
					#	%	#	%	#	%	#	%	#	%	#	%	#	%	#	%	#	%	
1	2	ANC	012860	47		-		-		-	6.4		12.8		-		19.1		17.0		17	36.2	
2	2	ASUB	001091	52		11.5		-		-	11.5		22	42.3		1.9	29		55.8		7.7	33	63.5
3	2	ASUMH	901090	29		6.9		-		-	20.7		-		-		20.7		3.4			24.1	
4	2	ASUN	011949	13		15.4		-		-	-		23.1		-		23.1		30.8			53.8	
5	2	BRTC	020522	42		9.5		-		-	9.5		4.8		-		14.3		21.4		15	35.7	
6	2	CCCUA	022209			-		-		-	11.1		-		-		11.1		33.3			44.4	
7	2	EACC	012260	23		8.7		-		-	13.0		-		-		13.0		17.4			30.4	
8	2	MSCC	023482	17		5.9		-		-	5.9		-		-		5.9		11.8			17.6	
9	2	NAC	012261	35		-		-		-	11.4		8.6		5.7		25.7		8.6		12	34.3	
10	2	NPCC	012105	28		-		-		-	7.1		7.1		-		14.3		21.4		10	35.7	
11	2	NWACC	030633	36		5.6		-		-	5.6		-		-		5.6		25.0		11	30.6	
12	2	OTC	009976	21		9.5		-		-	28.6		9.5		9.5		10		47.6		4.8	11	52.4
13	2	OZC	020870	19		31.6		-		-	5.3		-		-		5.3		26.3			31.6	
14	2	PCCUA	001104	26		-		-		-	15.4		-		3.8		19.2		11.5			30.8	
15	2	PTC	020753	143		3.5		-		-	6.3		6.3		1.4		20		14.0	57	39.9	77	53.8
16	2	RMCC	021111	20		-		-		-	10.0		10.0		-		20.0		20.0			40.0	
17	2	SACC	020746	22		9.1		-		-	13.6		13.6		-		27.3		9.1			36.4	
18	2	SAUT	007738	27		-		-		-	-		25	92.6		-	25		92.6		-	25	92.6
19	2	SEAC	005707	47		2.1		-		-	17.0		2.1		-		19.1		19.1		18	38.3	
20	2	UACCB	020735	20		15.0		-		-	-		-		10.0		10.0		20.0			30.0	
21	2	UACCH	005732	28		14.3		-		-	7.1		-		3.6		10.7		7.1			17.9	
22	2	UACCM	005245	28		7.1		-		-	14.3		-		-		14.3		25.0		11	39.3	
2-Year Colleges				732	44	6.0		-		-	71	9.7	80	10.9	11	1.5	162	22.1	147	20.1	309	42.2	

Cohort Year selected = 2006 and Time Period Covered = AFTER THREE (3) YEARS (from AY2006 thru AY2008) for Two-Year Colleges and Age = Age 25-34.

#	IT	College	FICE	Cohort	Transfers		Bacc.		Adv. Cert.		Assoc.		Tech. Cert.		Cert. Prof.		Graduates		Retained		Success		
					#	%	#	%	#	%	#	%	#	%	#	%	#	%	#	%	#	%	
1	2	ANC	012860	51		3.9		-		-	3.9		15.7		-		10		19.6		7.8	14	27.5
2	2	ASUB	001091	75		5.3		-		-	10.7		16	21.3		4.0	27		36.0		10.7	35	46.7
3	2	ASUMH	901090	20		5.0		-		-	25.0		-		5.0		30.0		10.0			40.0	
4	2	ASUN	011949	12		8.3		-		-	-		8.3		-		8.3		33.3			41.7	
5	2	BRTC	020522	36		5.6		-		-	19.4		16.7		-		13		36.1		2.8	14	38.9
6	2	CCCUA	022209			-		-		-	25.0		-		-		25.0		25.0			50.0	
7	2	EACC	012260	24		4.2		-		-	4.2		-		-		4.2		12.5			16.7	
8	2	MSCC	023482	15		13.3		-		-	13.3		-		-		13.3		6.7			20.0	
9	2	NAC	012261	26		3.8		-		-	3.8		15.4		-		19.2		23.1		11	42.3	
10	2	NPCC	012105	26		-		-		-	11.5		7.7		-		19.2		26.9		12	46.2	
11	2	NWACC	030633	36		5.6		-		-	13.9		-		-		13.9		25.0		14	38.9	
12	2	OTC	009976	23		17.4		-		-	8.7		8.7		-		17.4		13.0			30.4	
13	2	OZC	020870	36		8.3		-		-	2.8		-		2.8		5.6		12		33.3	14	38.9
14	2	PCCUA	001104	19		5.3		-		-	-		-		-		-		15.8			15.8	
15	2	PTC	020753	176	11	6.3		-		-	5.1		2.8		1.7		17		9.7	65	36.9	82	46.6
16	2	RMCC	021111	12		8.3		-		-	-		8.3		-		8.3		-			8.3	
17	2	SACC	020746	15		6.7		-		-	13.3		-		-		13.3		6.7			20.0	
18	2	SAUT	007738	27		-		-		-	14.8		15	55.6		-	19		70.4		-	19	70.4
19	2	SEAC	005707	25		8.0		-		-	4.0		-		-		4.0		24.0			28.0	
20	2	UACCB	020735	29		6.9		-		-	-		3.4		13.8		17.2		31.0		14	48.3	
21	2	UACCH	005732	20		-		-		-	10.0		5.0		5.0		20.0		20.0			40.0	
22	2	UACCM	005245	41		7.3		-		-	7.3		2.4		-		9.8		10		24.4	14	34.1
2-Year Colleges				752	44	5.9		-		-	60	8.0	63	8.4	13	1.7	136	18.1	160	21.3	296	39.4	

Cohort Year selected = **2007** and Time Period Covered = AFTER THREE (3) YEARS (from AY2007 thru AY2009) for Two-Year Colleges and Age = **Age 25-34**.

#	IT	College	FICE	Cohort	Transfers		Bacc.		Adv. Cert.		Assoc.		Tech. Cert.		Cert. Prof.		Graduates		Retained		Success	
					#	%	#	%	#	%	#	%	#	%	#	%	#	%	#	%	#	%
1	2	ANC	012860	25		-		-		-	4.0		4.0		-		8.0		16.0		24.0	
2	2	ASUB	001091	50		2.0		-		-	10.0	10	20.0		6.0	18	36.0	11	22.0		29	58.0
3	2	ASUMH	901090	14		7.1		-		-	21.4		7.1		14.3		42.9		7.1		50.0	
4	2	ASUN	011949	12		8.3		-		-	-		-		-		-		33.3		33.3	
5	2	BRTC	020522	51		7.8		-		-	2.0		7.8		3.9		13.7	12	23.5		19	37.3
6	2	CCCUA	022209	12		8.3		-		-	-		-		-		-		41.7		41.7	
7	2	EACC	012260	25		16.0		-		-	12.0		-		-		12.0		20.0		32.0	
8	2	MSCC	023482			-		-		-	-		-		-		-		25.0		25.0	
9	2	NAC	012261	21		4.8		-		-	9.5		19.0		-		28.6		23.8	11	52.4	
10	2	NPCC	012105	40		2.5		-		-	10.0		5.0		-		15.0	12	30.0		18	45.0
11	2	NWACC	030633	20		5.0		-		-	5.0		-		-		5.0		15.0		20.0	
12	2	OTC	009976	10		-		-		-	20.0		30.0		20.0		70.0		20.0		90.0	
13	2	OZC	020870	18		5.6		-		-	11.1		-		-		11.1		38.9		50.0	
14	2	PCCUA	001104	13		7.7		-		-	15.4		-		-		15.4		23.1		38.5	
15	2	PTC	020753	155	11	7.1		-		-	4.5	10	6.5		1.9	20	12.9	52	33.5		72	46.5
16	2	RMCC	021111	12		16.7		-		-	-		8.3		-		8.3		25.0		33.3	
17	2	SACC	020746	11		-		-		-	-		-		-		-		36.4		36.4	
18	2	SAUT	007738	27		-		-		-	11.1	15	55.6		11.1	21	77.8		-	21	77.8	
19	2	SEAC	005707	20		-		-		-	15.0		5.0		-		20.0		40.0	12	60.0	
20	2	UACCB	020735	19		5.3		-		-	5.3		-		-		5.3		26.3		31.6	
21	2	UACCH	005732	11		9.1		-		-	9.1		9.1		-		18.2		-		18.2	
22	2	UACCM	005245	29		-		-		-	6.9		-		3.4		10.3		17.2		27.6	
2-Year Colleges				603	32	5.3		-		-	43	7.1	53	8.8	16	2.7	112	18.6	153	25.4	265	43.9

Cohort Year selected = **2008** and Time Period Covered = AFTER THREE (3) YEARS (from AY2008 thru AY2010) for Two-Year Colleges and Age = **Age 25-34**.

#	IT	College	FICE	Cohort	Transfers		Bacc.		Adv. Cert.		Assoc.		Tech. Cert.		Cert. Prof.		Graduates		Retained		Success	
					#	%	#	%	#	%	#	%	#	%	#	%	#	%	#	%	#	%
1	2	ANC	012860	26		7.7		-		-	-		26.9		-		26.9		7.7		34.6	
2	2	ASUB	001091	52		3.8		-		-	15.4	10	19.2		3.8	20	38.5		13.5	27	51.9	
3	2	ASUMH	901090	21		-		-		-	19.0		-		28.6	10	47.6		19.0	14	66.7	
4	2	ASUN	011949			25.0		-		-	-		12.5		-		12.5		25.0		37.5	
5	2	BRTC	020522	55		1.8		-		-	14	25.5	10.9		1.8	21	38.2	14	25.5	35	63.6	
6	2	CCCUA	022209	10		10.0		-		-	-		20.0		10.0		30.0		20.0		50.0	
7	2	EACC	012260	23		-		-		-	4.3		17.4		-		21.7		13.0		34.8	
8	2	MSCC	023482			20.0		-		-	-		-		-		-		60.0		60.0	
9	2	NAC	012261	26		3.8		-		-	15.4		23.1		-	10	38.5		30.8	18	69.2	
10	2	NPCC	012105	31		-		-		-	16.1		9.7		6.5	10	32.3		22.6	17	54.8	
11	2	NWACC	030633	41		2.4		-		-	9.8		-		2.4		12.2	14	34.1	19	46.3	
12	2	OTC	009976	18		-		-		-	5.6		-		5.6		11.1		22.2		33.3	
13	2	OZC	020870	35		5.7		-		-	11.4		-		8.6		20.0		14.3	12	34.3	
14	2	PCCUA	001104	17		17.6		-		-	17.6		11.8		-		29.4		17.6		47.1	
15	2	PTC	020753	156		5.1		-		-	5.8	13	8.3		0.6	23	14.7	53	34.0	76	48.7	
16	2	RMCC	021111	10		10.0		-		-	20.0		-		-		20.0		20.0		40.0	
17	2	SACC	020746			-		-		-	-		-		-		-		42.9		42.9	
18	2	SAUT	007738	26		3.8		-		-	7.7	10	38.5		7.7	14	53.8		3.8	15	57.7	
19	2	SEAC	005707	34		5.9		-		-	5.9		-		2.9		8.8		26.5	12	35.3	
20	2	UACCB	020735	34		2.9		-		-	11.8		-		23.5	12	35.3		8.8	15	44.1	
21	2	UACCH	005732	32		3.1		-		-	12.5		3.1		-		15.6		21.9	12	37.5	
22	2	UACCM	005245	29		6.9		-		-	13.8		-		-		13.8		24.1	11	37.9	
2-Year Colleges				696	32	4.6		-		-	75	10.8	65	9.3	29	4.2	169	24.3	163	23.4	332	47.7

ADHE Graduation Rate Calculation - 2-Year Colleges - by AGE - Age 35-44

Cohort Year selected = **2004** and Time Period Covered = AFTER THREE (3) YEARS (from AY2004 thru AY2006) for Two-Year Colleges and Age = **Age 35-44**.

#	IT	College	FICE	Cohort	Transfers		Bacc.		Adv. Cert.		Assoc.		Tech. Cert.		Cert. Prof.		Graduates		Retained		Success		
					#	%	#	%	#	%	#	%	#	%	#	%	#	%	#	%	#	%	
1	2	ANC	012860	22		4.5		-		-		4.5		27.3		-		31.8		9.1		40.9	
2	2	ASUB	001091	23		-		-		-		4.3		30.4		-		34.8		8.7		10	43.5
3	2	ASUMH	901090	16		-		-		-		37.5		12.5		-		50.0		12.5		10	62.5
4	2	ASUN	011949			33.3		-		-		-		-		-		-		-		-	-
5	2	BRTC	020522	28		14.3		-		-		14.3		17.9		-		32.1		14.3		13	46.4
6	2	CCCUA	022209			-		-		-		-		-		-		-		16.7			16.7
7	2	EACC	012260	10		-		-		-		10.0		-		-		10.0		20.0			30.0
8	2	MSCC	023482			-		-		-		100.0		-		-		100.0		-			100.0
9	2	NAC	012261	10		10.0		-		-		-		20.0		-		20.0		40.0			60.0
10	2	NPCC	012105	20		-		-		-		5.0		20.0		-		25.0		25.0		10	50.0
11	2	NWACC	030633	12		-		-		-		16.7		-		-		16.7		33.3			50.0
12	2	OTC	009976	10		-		-		-		30.0		20.0		-		50.0		20.0			70.0
13	2	OZC	020870	11		9.1		-		-		27.3		-		-		27.3		27.3			54.5
14	2	PCCUA	001104			33.3		-		-		16.7		-		-		16.7		16.7			33.3
15	2	PTC	020753	36		8.3		-		-		5.6		8.3		19.4		12		33.3		17	47.2
16	2	RMCC	021111	13		15.4		-		-		15.4		-		-		15.4		23.1			38.5
17	2	SACC	020746	18		5.6		-		-		16.7		5.6		-		22.2		22.2			44.4
18	2	SAUT	007738			-		-		-		-		-		-		-		25.0			25.0
19	2	SEAC	005707	13		7.7		-		-		7.7		-		-		7.7		38.5			46.2
20	2	UACCB	020735			-		-		-		25.0		-		-		25.0		25.0			50.0
21	2	UACCH	005732	15		-		-		-		13.3		-		-		13.3		13.3			26.7
22	2	UACCM	005245	21		4.8		-		-		19.0		4.8		-		23.8		19.0			42.9
2-Year Colleges				302	18	6.0		-		-	39	12.9	33	10.9		2.3	79	26.2	57	18.9	136	45.0	

Cohort Year selected = **2005** and Time Period Covered = AFTER THREE (3) YEARS (from AY2005 thru AY2007) for Two-Year Colleges and Age = **Age 35-44**.

#	IT	College	FICE	Cohort	Transfers		Bacc.		Adv. Cert.		Assoc.		Tech. Cert.		Cert. Prof.		Graduates		Retained		Success			
					#	%	#	%	#	%	#	%	#	%	#	%	#	%	#	%	#	%		
1	2	ANC	012860	13		7.7		-		-		7.7		7.7		-		15.4		15.4			30.8	
2	2	ASUB	001091	31		6.5		-		-		6.5		25.8		6.5		12		38.7		14	45.2	
3	2	ASUMH	901090	11		9.1		-		-		36.4		-		-		36.4		-			36.4	
4	2	ASUN	011949			-		-		-		50.0		-		-		50.0		-			50.0	
5	2	BRTC	020522	13		7.7		-		-		15.4		-		-		15.4		15.4			30.8	
6	2	CCCUA	022209			-		-		-		-		-		16.7		16.7		50.0			66.7	
7	2	EACC	012260	17		-		-		-		11.8		-		-		11.8		17.6			29.4	
8	2	MSCC	023482			-		-		-		-		-		-		-		-			-	
9	2	NAC	012261	17		-		-		-		-		11.8		5.9		17.6		29.4			47.1	
10	2	NPCC	012105	20		10.0		-		-		15.0		15.0		-		30.0		30.0		12	60.0	
11	2	NWACC	030633			-		-		-		-		-		-		-		-			-	
12	2	OTC	009976	15		-		-		-		6.7		20.0		13.3		40.0		13.3			53.3	
13	2	OZC	020870			11.1		-		-		33.3		-		-		33.3		33.3			66.7	
14	2	PCCUA	001104			-		-		-		33.3		-		-		33.3		-			33.3	
15	2	PTC	020753	33		-		-		-		12.1		6.1		3.0		21.2		18		54.5	25	75.8
16	2	RMCC	021111	17		-		-		-		-		5.9		-		5.9		11.8			17.6	
17	2	SACC	020746	12		16.7		-		-		16.7		8.3		-		25.0		16.7			41.7	
18	2	SAUT	007738			11.1		-		-		-		77.8		-		77.8		-			77.8	
19	2	SEAC	005707			12.5		-		-		12.5		12.5		-		25.0		12.5			37.5	
20	2	UACCB	020735			14.3		-		-		28.6		-		-		28.6		28.6			57.1	
21	2	UACCH	005732	15		-		-		-		6.7		6.7		13.3		26.7		13.3			40.0	
22	2	UACCM	005245	15		13.3		-		-		-		-		-		-		20.0			20.0	
2-Year Colleges				283	15	5.3		-		-	30	10.6	30	10.6		3.2	69	24.4	58	20.5	127	44.9		

Cohort Year selected = **2006** and Time Period Covered = AFTER THREE (3) YEARS (from AY2006 thru AY2008) for Two-Year Colleges and Age = **Age 35-44**.

#	IT	College	FICE	Cohort	Transfers		Bacc.		Adv. Cert.		Assoc.		Tech. Cert.		Cert. Prof.		Graduates		Retained		Success		
					#	%	#	%	#	%	#	%	#	%	#	%	#	%	#	%	#	%	
1	2	ANC	012860			12.5		-		-		25.0		12.5		-		37.5		-		37.5	
2	2	ASUB	001091	27		3.7		-		-		18.5	10	37.0		7.4	17	63.0		3.7	18	66.7	
3	2	ASUMH	901090			22.2		-		-		-		-		-	-		22.2		-	22.2	
4	2	ASUN	011949	10		10.0		-		-		10.0		-		-		10.0		10.0		20.0	
5	2	BRTC	020522	13		7.7		-		-		23.1		7.7		-		30.8		30.8		61.5	
6	2	CCCUA	022209			-		-		-		33.3		-		-		33.3		50.0		83.3	
7	2	EACC	012260	10		-		-		-		-		-		-		-		20.0		20.0	
8	2	MSCC	023482			-		-		-		-		-		-		-		100.0		100.0	
9	2	NAC	012261	14		-		-		-		14.3		35.7		-		50.0		7.1		57.1	
10	2	NPCC	012105	17		-		-		-		11.8		5.9		-		17.6		41.2	10	58.8	
11	2	NWACC	030633			-		-		-		-		-		-		-		33.3		33.3	
12	2	OTC	009976	12		-		-		-		16.7		16.7		8.3		41.7		-		41.7	
13	2	OZC	020870	15		-		-		-		6.7		-		-		6.7		20.0		26.7	
14	2	PCCUA	001104			-		-		-		25.0		-		-		25.0		-		25.0	
15	2	PTC	020753	52		5.8		-		-		1.9		5.8		3.8		11.5	21	40.4	27	51.9	
16	2	RMCC	021111			11.1		-		-		-		11.1		-		11.1		11.1		22.2	
17	2	SACC	020746	14		-		-		-		-		21.4		-		21.4		42.9		64.3	
18	2	SAUT	007738	10		-		-		-		10.0		70.0		10.0		90.0		-		90.0	
19	2	SEAC	005707	15		-		-		-		-		6.7		-		6.7		40.0		46.7	
20	2	UACCB	020735			-		-		-		33.3		-		-		33.3		16.7		50.0	
21	2	UACCH	005732			-		-		-		22.2		22.2		22.2		66.7		22.2		88.9	
22	2	UACCM	005245	15		13.3		-		-		20.0		-		-		20.0		6.7		26.7	
2-Year Colleges				286	12	4.2		-		-		30	10.5	37	12.9		2.8	75	26.2	67	23.4	142	49.7

Cohort Year selected = **2007** and Time Period Covered = AFTER THREE (3) YEARS (from AY2007 thru AY2009) for Two-Year Colleges and Age = **Age 35-44**.

#	IT	College	FICE	Cohort	Transfers		Bacc.		Adv. Cert.		Assoc.		Tech. Cert.		Cert. Prof.		Graduates		Retained		Success			
					#	%	#	%	#	%	#	%	#	%	#	%	#	%	#	%	#	%	#	%
1	2	ANC	012860	13		-		-		-		-		23.1		15.4		38.5		7.7		46.2		
2	2	ASUB	001091	32		3.1		-		-		9.4		28.1		6.3	14	43.8		9.4	17	53.1		
3	2	ASUMH	901090			-		-		-		-		-		50.0		50.0		25.0		75.0		
4	2	ASUN	011949			14.3		-		-		-		-		-		-		28.6		28.6		
5	2	BRTC	020522	22		9.1		-		-		9.1		-		4.5		13.6		27.3		40.9		
6	2	CCCUA	022209			-		-		-		66.7		-		-		66.7		-		66.7		
7	2	EACC	012260	10		10.0		-		-		30.0		-		-		30.0		50.0		80.0		
8	2	MSCC	023482			-		-		-		-		-		-		-		28.6		28.6		
9	2	NAC	012261			-		-		-		22.2		22.2		-		44.4		11.1		55.6		
10	2	NPCC	012105			-		-		-		22.2		-		-		22.2		33.3		55.6		
11	2	NWACC	030633	13		-		-		-		15.4		-		7.7		23.1		23.1		46.2		
12	2	OTC	009976	10		-		-		-		40.0		10.0		10.0		60.0		-		60.0		
13	2	OZC	020870	12		8.3		-		-		25.0		-		16.7		41.7		16.7		58.3		
14	2	PCCUA	001104			-		-		-		50.0		-		-		50.0		50.0		100.0		
15	2	PTC	020753	55		3.6		-		-		7.3		5.5		1.8		14.5	24	43.6	32	58.2		
16	2	RMCC	021111			-		-		-		-		20.0		-		20.0		20.0		40.0		
17	2	SACC	020746			-		-		-		-		-		-		-		60.0		60.0		
18	2	SAUT	007738	13		-		-		-		15.4		61.5		15.4	12	92.3		-	12	92.3		
19	2	SEAC	005707	10		10.0		-		-		10.0		-		-		10.0		30.0		40.0		
20	2	UACCB	020735			-		-		-		25.0		-		-		25.0		25.0		50.0		
21	2	UACCH	005732			12.5		-		-		37.5		-		-		37.5		12.5		50.0		
22	2	UACCM	005245	11		9.1		-		-		18.2		-		-		18.2		-		18.2		
2-Year Colleges				270	11	4.1		-		-		39	14.4	27	10.0		14	5.2	80	29.6	65	24.1	145	53.7

Cohort Year selected = **2008** and Time Period Covered = AFTER THREE (3) YEARS (from AY2008 thru AY2010) for Two-Year Colleges and Age = **Age 35-44**.

#	IT	College	FICE	Cohort	Transfers		Bacc.		Adv. Cert.		Assoc.		Tech. Cert.		Cert. Prof.		Graduates		Retained		Success	
					#	%	#	%	#	%	#	%	#	%	#	%	#	%	#	%	#	%
1	2	ANC	012860			-		-		-	12.5		25.0		-		37.5		50.0		87.5	
2	2	ASUB	001091	31		6.5		-		-		29.0		25.8		6.5	19	61.3		9.7	22	71.0
3	2	ASUMH	901090			-		-		-		37.5		-		25.0		62.5		12.5		75.0
4	2	ASUN	011949	10		10.0		-		-		10.0		20.0		-		30.0		30.0		60.0
5	2	BRTC	020522	49		2.0		-		-	14	28.6		18.4		-	23	46.9		16.3	31	63.3
6	2	CCCUA	022209			-		-		-		28.6		-		-		28.6		14.3		42.9
7	2	EACC	012260	10		-		-		-		10.0		20.0		-		30.0		40.0		70.0
8	2	MSCC	023482	10		-		-		-		10.0		-		-		10.0		50.0		60.0
9	2	NAC	012261			-		-		-		22.2		-		-		22.2		44.4		66.7
10	2	NPCC	012105	12		8.3		-		-		-		16.7		-		16.7		25.0		41.7
11	2	NWACC	030633	16		-		-		-		37.5		-		6.3		43.8		12.5		56.3
12	2	OTC	009976			11.1		-		-		-		22.2		11.1		33.3		-		33.3
13	2	OZC	020870	22		-		-		-		4.5		4.5		4.5		13.6	10	45.5	13	59.1
14	2	PCCUA	001104			-		-		-		16.7		-		-		16.7		16.7		33.3
15	2	PTC	020753	52		3.8		-		-		7.7		5.8		-		13.5	21	40.4	28	53.8
16	2	RMCC	021111			25.0		-		-		-		-		-		-		-		-
17	2	SACC	020746			-		-		-		-		-		-		-		40.0		40.0
18	2	SAUT	007738			-		-		-		-		80.0		-		80.0		-		80.0
19	2	SEAC	005707			-		-		-		22.2		-		-		22.2		-		22.2
20	2	UACCB	020735	21		4.8		-		-		9.5		-		23.8		33.3		9.5		42.9
21	2	UACCH	005732	14		-		-		-		14.3		-		7.1		21.4		28.6		50.0
22	2	UACCM	005245			11.1		-		-		11.1		-		-		11.1		22.2		33.3
2-Year Colleges				326	11	3.4		-		-	53	16.3	35	10.7	13	4.0	101	31.0	80	24.5	181	55.5

ADHE Graduation Rate Calculation - 2-Year Colleges - by AGE - Age 45-55

Cohort Year selected = **2004** and Time Period Covered = AFTER THREE (3) YEARS (from AY2004 thru AY2006) for Two-Year Colleges and Age = **Age 45-55**.

#	IT	College	FICE	Cohort	Transfers		Bacc.		Adv. Cert.		Assoc.		Tech. Cert.		Cert. Prof.		Graduates		Retained		Success	
					#	%	#	%	#	%	#	%	#	%	#	%	#	%	#	%	#	%
1	2	ANC	012860			-		-		-	11.1		11.1		-		22.2		44.4		66.7	
2	2	ASUB	001091			-		-		-		-		50.0		-		50.0		12.5		62.5
3	2	ASUMH	901090			-		-		-		16.7		-		-		16.7		16.7		33.3
4	2	ASUN	011949			-		-		-		-		-		-		-		-		-
5	2	BRTC	020522	11		-		-		-		18.2		54.5		-		72.7		-		72.7
6	2	CCCUA	022209			25.0		-		-		25.0		-		-		25.0		-		25.0
7	2	EACC	012260			-		-		-		-		-		-		-		33.3		33.3
8	2	MSCC	023482			-		-		-		-		-		-		-		-		-
9	2	NAC	012261	16		-		-		-		12.5		-		6.3		18.8		18.8		37.5
10	2	NPCC	012105			-		-		-		33.3		11.1		-		44.4		11.1		55.6
11	2	NWACC	030633			-		-		-		-		-		-		-		-		-
12	2	OTC	009976			-		-		-		16.7		16.7		-		33.3		16.7		50.0
13	2	OZC	020870			33.3		-		-		-		-		-		-		-		-
14	2	PCCUA	001104			-		-		-		33.3		-		-		33.3		33.3		66.7
15	2	PTC	020753	18		-		-		-		5.6		11.1		22.2		38.9		16.7	10	55.6
16	2	RMCC	021111			20.0		-		-		-		-		-		-		40.0		40.0
17	2	SACC	020746			-		-		-		-		42.9		-		42.9		28.6		71.4
18	2	SAUT	007738			-		-		-		50.0		-		-		50.0		-		50.0
19	2	SEAC	005707			-		-		-		-		-		-		-		-		-
20	2	UACCB	020735			-		-		-		-		-		50.0		50.0		-		50.0
21	2	UACCH	005732			-		-		-		-		-		-		-		66.7		66.7
22	2	UACCM	005245			-		-		-		25.0		12.5		-		37.5		12.5		50.0
2-Year Colleges				130		2.3		-		-	16	12.3	19	14.6		4.6	41	31.5	24	18.5	65	50.0

Cohort Year selected = **2005** and Time Period Covered = AFTER THREE (3) YEARS (from AY2005 thru AY2007) for Two-Year Colleges and Age = **Age 45-55**.

#	IT	College	FICE	Cohort	Transfers		Bacc.		Adv. Cert.		Assoc.		Tech. Cert.		Cert. Prof.		Graduates		Retained		Success	
					#	%	#	%	#	%	#	%	#	%	#	%	#	%	#	%	#	%
1	2	ANC	012860			-		-		-	12.5		25.0		-		37.5		12.5		50.0	
2	2	ASUB	001091	13		-		-		-	7.7		46.2		-		53.8		7.7		61.5	
3	2	ASUMH	901090			-		-		-	22.2		-		-		22.2		55.6		77.8	
4	2	ASUN	011949			-		-		-	50.0		-		-		50.0		-		50.0	
5	2	BRTC	020522			-		-		-	28.6		-		-		28.6		14.3		42.9	
6	2	CCCUA	022209			-		-		-	-		-		-		-		-		-	
7	2	EACC	012260	12		-		-		-	-		-		-		-		16.7		16.7	
8	2	MSCC	023482			25.0		-		-	25.0		-		-		25.0		25.0		50.0	
9	2	NAC	012261	10		-		-		-	30.0		30.0		-		60.0		10.0		70.0	
10	2	NPCC	012105			-		-		-	25.0		25.0		-		50.0		-		50.0	
11	2	NWACC	030633			-		-		-	-		-		-		-		-		-	
12	2	OTC	009976			-		-		-	-		-		-		-		-		-	
13	2	OZC	020870			-		-		-	-		-		-		-		-		-	
14	2	PCCUA	001104			-		-		-	-		-		-		-		-		-	
15	2	PTC	020753	16		-		-		-	6.3		-		-		6.3		37.5		43.8	
16	2	RMCC	021111			-		-		-	40.0		-		-		40.0		-		40.0	
17	2	SACC	020746			-		-		-	50.0		-		-		50.0		-		50.0	
18	2	SAUT	007738			-		-		-	-		66.7		-		66.7		-		66.7	
19	2	SEAC	005707			-		-		-	-		-		-		-		-		-	
20	2	UACCB	020735			-		-		-	33.3		-		-		33.3		33.3		66.7	
21	2	UACCH	005732			-		-		-	20.0		-		-		20.0		-		20.0	
22	2	UACCM	005245			-		-		-	-		-		-		-		20.0		20.0	
2-Year Colleges				126		0.8		-		-	19	15.1	14	11.1		-	33	26.2	20	15.9	53	42.1

Cohort Year selected = **2006** and Time Period Covered = AFTER THREE (3) YEARS (from AY2006 thru AY2008) for Two-Year Colleges and Age = **Age 45-55**.

#	IT	College	FICE	Cohort	Transfers		Bacc.		Adv. Cert.		Assoc.		Tech. Cert.		Cert. Prof.		Graduates		Retained		Success	
					#	%	#	%	#	%	#	%	#	%	#	%	#	%	#	%	#	%
1	2	ANC	012860			-		-		-	33.3		16.7		-		50.0		33.3		83.3	
2	2	ASUB	001091			-		-		-	-		83.3		-		83.3		-		83.3	
3	2	ASUMH	901090			-		-		-	-		25.0		-		25.0		25.0		50.0	
4	2	ASUN	011949			-		-		-	-		-		-		-		50.0		50.0	
5	2	BRTC	020522			-		-		-	25.0		25.0		-		50.0		-		50.0	
6	2	CCCUA	022209			-		-		-	-		-		-		-		-		-	
7	2	EACC	012260			-		-		-	80.0		-		-		80.0		20.0		100.0	
8	2	MSCC	023482			-		-		-	-		-		-		-		-		-	
9	2	NAC	012261			-		-		-	-		33.3		-		33.3		16.7		50.0	
10	2	NPCC	012105			-		-		-	-		-		-		-		-		-	
11	2	NWACC	030633			-		-		-	-		-		-		-		-		-	
12	2	OTC	009976			-		-		-	33.3		66.7		-		100.0		-		100.0	
13	2	OZC	020870			-		-		-	25.0		-		-		25.0		25.0		50.0	
14	2	PCCUA	001104			-		-		-	20.0		-		-		20.0		-		20.0	
15	2	PTC	020753	18		5.6		-		-	5.6		5.6		-		11.1		27.8		38.9	
16	2	RMCC	021111			-		-		-	-		33.3		-		33.3		-		33.3	
17	2	SACC	020746			-		-		-	-		-		-		-		33.3		33.3	
18	2	SAUT	007738			-		-		-	33.3		33.3		-		66.7		33.3		100.0	
19	2	SEAC	005707			-		-		-	-		-		-		-		25.0		25.0	
20	2	UACCB	020735			-		-		-	33.3		-		-		33.3		33.3		66.7	
21	2	UACCH	005732			-		-		-	16.7		-		16.7		33.3		33.3		66.7	
22	2	UACCM	005245			-		-		-	-		-		-		-		-		-	
2-Year Colleges				95		1.1		-		-	14	14.7	15	15.8		1.1	30	31.6	18	18.9	48	50.5

Cohort Year selected = 2007 and Time Period Covered = AFTER THREE (3) YEARS (from AY2007 thru AY2009) for Two-Year Colleges and Age = Age 45-55.

#	IT	College	FICE	Cohort	Transfers		Bacc.		Adv. Cert.		Assoc.		Tech. Cert.		Cert. Prof.		Graduates		Retained		Success	
					#	%	#	%	#	%	#	%	#	%	#	%	#	%	#	%	#	%
1	2	ANC	012860			-		-		-		-	33.3		-		33.3		33.3		66.7	
2	2	ASUB	001091			-		-		-	28.6		28.6		-		57.1		14.3		71.4	
3	2	ASUMH	901090			-		-		-			-		-		-		-		-	
4	2	ASUN	011949			-		-		-			-		-		-		-		-	
5	2	BRTC	020522			11.1		-		-	33.3		22.2		-		55.6		11.1		66.7	
6	2	CCCUA	022209			-		-		-			-		-		-		-		-	
7	2	EACC	012260			-		-		-			-		-		-		-		-	
8	2	MSCC	023482			-		-		-			-		-		-		-		-	
9	2	NAC	012261			-		-		-			25.0		-		25.0		-		25.0	
10	2	NPCC	012105			-		-		-	50.0		-		-		50.0		25.0		75.0	
11	2	NWACC	030633			-		-		-			-		-		-		33.3		33.3	
12	2	OTC	009976			-		-		-			-		-		-		100.0		100.0	
13	2	OZC	020870			-		-		-	87.5		-		-		87.5		-		87.5	
14	2	PCCUA	001104			-		-		-	33.3		-		-		33.3		-		33.3	
15	2	PTC	020753	11		9.1		-		-			9.1		-		9.1		18.2		27.3	
16	2	RMCC	021111			-		-		-			-		-		-		-		-	
17	2	SACC	020746			-		-		-			-		-		-		-		-	
18	2	SAUT	007738			-		-		-			100.0		-		100.0		-		100.0	
19	2	SEAC	005707			-		-		-			-		-		-		33.3		33.3	
20	2	UACCB	020735			-		-		-	33.3		-		-		33.3		33.3		66.7	
21	2	UACCH	005732			-		-		-	25.0		-		25.0		50.0		-		50.0	
22	2	UACCM	005245			-		-		-			-		-		-		33.3		33.3	
2-Year Colleges				82		2.4		-		-	19	23.2		9.8		1.2	28	34.1	13	15.9	41	50.0

Cohort Year selected = 2008 and Time Period Covered = AFTER THREE (3) YEARS (from AY2008 thru AY2010) for Two-Year Colleges and Age = Age 45-55.

#	IT	College	FICE	Cohort	Transfers		Bacc.		Adv. Cert.		Assoc.		Tech. Cert.		Cert. Prof.		Graduates		Retained		Success	
					#	%	#	%	#	%	#	%	#	%	#	%	#	%	#	%	#	%
1	2	ANC	012860			-		-		-			-		-		-		50.0		50.0	
2	2	ASUB	001091	19		5.3		-		-	21.1		26.3		10.5		11	57.9		10.5	13	68.4
3	2	ASUMH	901090			-		-		-	25.0		-		-		25.0		-		25.0	
4	2	ASUN	011949			-		-		-			-		-		-		-		-	
5	2	BRTC	020522	26		-		-		-	11	42.3		15.4		-	15	57.7		7.7	17	65.4
6	2	CCCUA	022209			-		-		-			-		-		-		-		-	
7	2	EACC	012260			-		-		-			-		-		-		-		-	
8	2	MSCC	023482			20.0		-		-	20.0		-		-		20.0		-		20.0	
9	2	NAC	012261			-		-		-			42.9		-		42.9		-		42.9	
10	2	NPCC	012105	16		-		-		-	25.0		18.8		-		43.8		18.8		10	62.5
11	2	NWACC	030633			-		-		-	50.0		-		-		50.0		-		50.0	
12	2	OTC	009976			-		-		-			50.0		-		50.0		-		50.0	
13	2	OZC	020870			-		-		-	33.3		-		-		33.3		22.2		55.6	
14	2	PCCUA	001104			-		-		-			-		-		-		-		-	
15	2	PTC	020753	28		-		-		-	3.6		21.4		-		25.0		32.1		16	57.1
16	2	RMCC	021111			-		-		-			-		-		-		-		-	
17	2	SACC	020746			50.0		-		-			-		-		-		-		-	
18	2	SAUT	007738			-		-		-			25.0		-		25.0		-		25.0	
19	2	SEAC	005707			-		-		-	16.7		-		-		16.7		33.3		50.0	
20	2	UACCB	020735	11		-		-		-	18.2		-		18.2		36.4		-		36.4	
21	2	UACCH	005732			11.1		-		-	11.1		-		33.3		44.4		-		44.4	
22	2	UACCM	005245			-		-		-	14.3		-		-		14.3		28.6		42.9	
2-Year Colleges				174		2.3		-		-	33	19.0	23	13.2		4.0	63	36.2	24	13.8	87	50.0

ADHE Graduation Rate Calculation - 2-Year Colleges - by AGE - Age 55 or Older

Cohort Year selected = **2004** and Time Period Covered = AFTER THREE (3) YEARS (from AY2004 thru AY2006) for Two-Year Colleges and Age = **Age 55 or Older**.

#	IT	College	FICE	Cohort	Transfers		Bacc.		Adv. Cert.		Assoc.		Tech. Cert.		Cert. Prof.		Graduates		Retained		Success		
					#	%	#	%	#	%	#	%	#	%	#	%	#	%	#	%	#	%	#
1	2	ANC	012860			-		-		-		-		-		-		-		-		-	
2	2	ASUB	001091			-		-		-		-		50.0		-		50.0		-		50.0	
3	2	ASUMH	901090			-		-		-		-		-		-		-		-		-	
4	2	ASUN	011949			-		-		-		-		-		-		-		-		-	
5	2	BRTC	020522			-		-		-		50.0		50.0		-		100.0		-		100.0	
6	2	CCCUA	022209			-		-		-		50.0		-		-		50.0		-		50.0	
7	2	EACC	012260			-		-		-		-		-		-		-		-		-	
8	2	MSCC	023482			-		-		-		-		-		-		-		100.0		100.0	
9	2	NAC	012261			-		-		-		-		-		-		-		25.0		25.0	
10	2	NPCC	012105			-		-		-		-		100.0		-		100.0		-		100.0	
11	2	NWACC	030633			-		-		-		100.0		-		-		100.0		-		100.0	
12	2	OTC	009976			50.0		-		-		-		-		-		-		-		-	
13	2	OZC	020870			-		-		-		-		-		-		-		-		-	
14	2	PCCUA	001104			-		-		-		100.0		-		-		100.0		-		100.0	
15	2	PTC	020753			-		-		-		-		16.7		83.3		100.0		-		100.0	
16	2	RMCC	021111			-		-		-		-		-		-		-		-		-	
17	2	SACC	020746			-		-		-		-		-		-		-		-		-	
18	2	SAUT	007738			-		-		-		-		-		-		-		-		-	
19	2	SEAC	005707			-		-		-		-		-		-		-		-		-	
20	2	UACCB	020735			-		-		-		-		-		-		-		-		-	
21	2	UACCH	005732			-		-		-		-		-		-		-		-		-	
22	2	UACCM	005245			-		-		-		-		-		-		-		-		-	
2-Year Colleges				28		3.6		-		-		14.3		25.0		17.9		16	57.1		7.1	18	64.3

Cohort Year selected = **2005** and Time Period Covered = AFTER THREE (3) YEARS (from AY2005 thru AY2007) for Two-Year Colleges and Age = **Age 55 or Older**.

#	IT	College	FICE	Cohort	Transfers		Bacc.		Adv. Cert.		Assoc.		Tech. Cert.		Cert. Prof.		Graduates		Retained		Success		
					#	%	#	%	#	%	#	%	#	%	#	%	#	%	#	%	#	%	#
1	2	ANC	012860			-		-		-		-		60.0		-		60.0		-		60.0	
2	2	ASUB	001091			-		-		-		-		33.3		-		33.3		33.3		66.7	
3	2	ASUMH	901090			-		-		-		-		-		-		-		-		-	
4	2	ASUN	011949			-		-		-		-		-		-		-		-		-	
5	2	BRTC	020522			-		-		-		50.0		-		-		50.0		50.0		100.0	
6	2	CCCUA	022209			-		-		-		-		-		-		-		-		-	
7	2	EACC	012260			-		-		-		-		-		-		-		-		-	
8	2	MSCC	023482			-		-		-		-		-		-		-		-		-	
9	2	NAC	012261			-		-		-		-		-		-		-		-		-	
10	2	NPCC	012105			-		-		-		100.0		-		-		100.0		-		100.0	
11	2	NWACC	030633			-		-		-		-		-		-		-		100.0		100.0	
12	2	OTC	009976			-		-		-		-		-		100.0		100.0		-		100.0	
13	2	OZC	020870			-		-		-		-		-		-		-		33.3		33.3	
14	2	PCCUA	001104			-		-		-		50.0		-		-		50.0		-		50.0	
15	2	PTC	020753			-		-		-		-		50.0		-		50.0		-		50.0	
16	2	RMCC	021111			-		-		-		-		-		-		-		-		-	
17	2	SACC	020746			-		-		-		-		-		-		-		-		-	
18	2	SAUT	007738			-		-		-		-		-		-		-		-		-	
19	2	SEAC	005707			-		-		-		-		-		-		-		-		-	
20	2	UACCB	020735			-		-		-		-		-		-		-		-		-	
21	2	UACCH	005732			-		-		-		-		-		-		-		-		-	
22	2	UACCM	005245			-		-		-		-		-		-		-		-		-	
2-Year Colleges				29		-		-		-		10.3		20.7		3.4		10	34.5		13.8	14	48.3

Cohort Year selected = **2006** and Time Period Covered = AFTER THREE (3) YEARS (from AY2006 thru AY2008) for Two-Year Colleges and Age = **Age 55 or Older**.

#	IT	College	FICE	Cohort	Transfers		Bacc.		Adv. Cert.		Assoc.		Tech. Cert.		Cert. Prof.		Graduates		Retained		Success	
					#	%	#	%	#	%	#	%	#	%	#	%	#	%	#	%	#	%
1	2	ANC	012860			-		-		-		-		-		-		-		-		-
2	2	ASUB	001091			-		-		-		-		-		50.0		50.0		-		50.0
3	2	ASUMH	901090			-		-		-		-		-		-		-		-		-
4	2	ASUN	011949			-		-		-		-		-		-		-		-		-
5	2	BRTC	020522			-		-		-		100.0		-		-		100.0		-		100.0
6	2	CCCUA	022209			-		-		-		-		-		-		-		-		-
7	2	EACC	012260			-		-		-		-		-		-		-		-		-
8	2	MSCC	023482			-		-		-		-		-		-		-		-		-
9	2	NAC	012261			-		-		-		-		-		-		-		100.0		100.0
10	2	NPCC	012105			-		-		-		-		-		-		-		-		-
11	2	NWACC	030633			-		-		-		-		-		-		-		-		-
12	2	OTC	009976			-		-		-		-		-		-		-		-		-
13	2	OZC	020870			-		-		-		-		-		-		-		-		-
14	2	PCCUA	001104			-		-		-		-		-		-		-		-		-
15	2	PTC	020753			-		-		-		20.0		20.0		20.0		60.0		-		60.0
16	2	RMCC	021111			-		-		-		-		-		-		-		-		-
17	2	SACC	020746			-		-		-		-		-		-		-		-		-
18	2	SAUT	007738			-		-		-		-		-		-		-		-		-
19	2	SEAC	005707			-		-		-		-		-		-		-		-		-
20	2	UACCB	020735			-		-		-		-		-		-		-		-		-
21	2	UACCH	005732			100.0		-		-		-		-		-		-		-		-
22	2	UACCM	005245			-		-		-		-		-		-		-		-		-
2-Year Colleges				15		6.7		-		-		13.3		6.7		13.3		33.3		13.3		46.7

Cohort Year selected = **2007** and Time Period Covered = AFTER THREE (3) YEARS (from AY2007 thru AY2009) for Two-Year Colleges and Age = **Age 55 or Older**.

#	IT	College	FICE	Cohort	Transfers		Bacc.		Adv. Cert.		Assoc.		Tech. Cert.		Cert. Prof.		Graduates		Retained		Success	
					#	%	#	%	#	%	#	%	#	%	#	%	#	%	#	%	#	%
1	2	ANC	012860			-		-		-		-		100.0		-		100.0		-		100.0
2	2	ASUB	001091			-		-		-		-		-		-		-		-		-
3	2	ASUMH	901090			-		-		-		-		-		-		-		-		-
4	2	ASUN	011949			-		-		-		-		-		-		-		-		-
5	2	BRTC	020522			-		-		-		-		100.0		-		100.0		-		100.0
6	2	CCCUA	022209			-		-		-		-		-		-		-		-		-
7	2	EACC	012260			-		-		-		-		-		-		-		-		-
8	2	MSCC	023482			-		-		-		-		-		-		-		-		-
9	2	NAC	012261			-		-		-		-		50.0		-		50.0		-		50.0
10	2	NPCC	012105			-		-		-		-		-		-		-		-		-
11	2	NWACC	030633			-		-		-		-		-		-		-		-		-
12	2	OTC	009976			-		-		-		-		-		-		-		-		-
13	2	OZC	020870			-		-		-		-		-		-		-		25.0		25.0
14	2	PCCUA	001104			-		-		-		100.0		-		-		100.0		-		100.0
15	2	PTC	020753			-		-		-		-		50.0		-		50.0		-		50.0
16	2	RMCC	021111			-		-		-		-		-		-		-		-		-
17	2	SACC	020746			-		-		-		-		-		-		-		-		-
18	2	SAUT	007738			-		-		-		-		-		-		-		-		-
19	2	SEAC	005707			-		-		-		-		-		-		-		-		-
20	2	UACCB	020735			-		-		-		-		-		-		-		-		-
21	2	UACCH	005732			-		-		-		-		-		-		-		-		-
22	2	UACCM	005245			-		-		-		-		-		-		-		-		-
2-Year Colleges				19		-		-		-		5.3		21.1		-		26.3		5.3		31.6

Cohort Year selected = **2008** and Time Period Covered = **AFTER THREE (3) YEARS** (from AY2008 thru AY2010) for Two-Year Colleges and Age = **Age 55 or Older**.

#	IT	College	FICE	Cohort	Transfers		Bacc.		Adv. Cert.		Assoc.		Tech. Cert.		Cert. Prof.		Graduates		Retained		Success	
					#	%	#	%	#	%	#	%	#	%	#	%	#	%	#	%	#	%
1	2	ANC	012860			-		-		-		-		-		-		-		-		-
2	2	ASUB	001091			-		-		-	25.0		25.0		-		50.0		25.0		-	75.0
3	2	ASUMH	901090			-		-		-	100.0		-		-		100.0		-		-	100.0
4	2	ASUN	011949			-		-		-	-		-		-		-		-		-	-
5	2	BRTC	020522			-		-		-	20.0		60.0		-		80.0		-		-	80.0
6	2	CCCUA	022209			-		-		-	-		-		-		-		-		-	-
7	2	EACC	012260			-		-		-	-		-		-		-		-		-	-
8	2	MSCC	023482			-		-		-	-		-		-		-		-		-	-
9	2	NAC	012261			-		-		-	-		-		-		-		-		-	-
10	2	NPCC	012105			-		-		-	12.5		75.0		-		87.5		-		-	87.5
11	2	NWACC	030633			-		-		-	-		-		-		-		-		-	-
12	2	OTC	009976			-		-		-	-		-		-		-		-		-	-
13	2	OZC	020870			-		-		-	-		-		100.0		100.0		-		-	100.0
14	2	PCCUA	001104			-		-		-	-		-		-		-		-		-	-
15	2	PTC	020753			-		-		-	-		25.0		-		25.0		-		-	25.0
16	2	RMCC	021111			-		-		-	-		-		-		-		-		-	-
17	2	SACC	020746			-		-		-	-		-		-		-		-		-	-
18	2	SAUT	007738			-		-		-	100.0		-		-		100.0		-		-	100.0
19	2	SEAC	005707			-		-		-	-		-		-		-		-		-	-
20	2	UACCB	020735			-		-		-	50.0		-		-		50.0		-		-	50.0
21	2	UACCH	005732			-		-		-	-		-		100.0		100.0		-		-	100.0
22	2	UACCM	005245			-		-		-	-		-		-		-		-		-	-
2-Year Colleges				35		-		-		-	20.0	11	31.4		5.7	20	57.1		2.9	21	60.0	

ANNUAL REPORT ON RETENTION AND GRADUATION OF INTERCOLLEGIATE ATHLETES

This report complies with Act 267 of 1989 which requires reporting retention and graduation rates for entering freshmen who participate in Arkansas intercollegiate athletics. This information is produced from data submissions through the Arkansas Higher Education Information System for first-time, full-time, degree-seeking student athletes participating in football, basketball (men's and women's), cross country/track programs and others sports programs. Information related to initial athletic scholarship status also is included.

The following attachments are included.

Attachment 5-A	Overview of Athletic Participation
Attachment 5-B	Retention Rates of Athletes
Attachment 5-C	Graduation Rates of Athletes
Attachment 5-D	Graduation Rates of Athletes by Sport

Methodology

The methodology used herein closely follows the methodology used in the Annual Report on Student Retention and Graduation. The only factors different are the use of the athlete table and fields in the AHEIS/SISDB (Arkansas Higher Education Information System/Student Information System Database). These fields identify whether or not the athlete was first-time entering, what sport they participated in, and whether or not the student received an athletic scholarship.

NOTE: The methodology used herein does not correspond with the NCAA GSR (Graduation Success Rate) methodology.

During the period of this review ten of the eleven 4-Year Universities and two of the twenty-two 2-Year Colleges participated in athletics.

1. ASUJ – Arkansas State University Jonesboro
2. ATU – Arkansas Tech University
3. HSU – Henderson State University
4. SAUM – Southern Arkansas University Magnolia
5. UAF – University of Arkansas Fayetteville
6. UAFS – University of Arkansas at Fort Smith
7. UALR – University of Arkansas at Little Rock
8. UAM – University of Arkansas at Monticello
9. UAPB – University of Arkansas at Pine Bluff
10. UCA – University of Central Arkansas
11. NAC – North Arkansas College
12. UACCM – University of Arkansas Community College at Morrilton

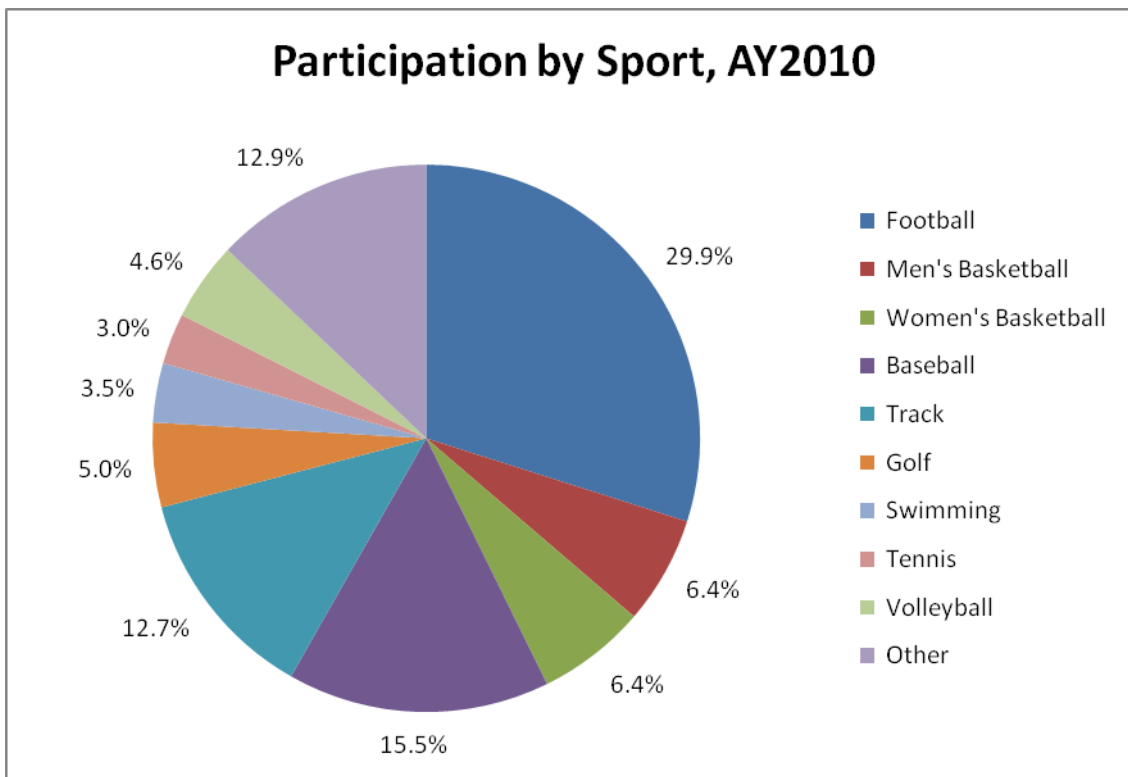
OVERVIEW OF ATHLETICS

In Academic Year 2009, 2,825 students participated in athletics at the twelve institutions referenced above. In AY2006 there were 2,726 students participating in athletics.

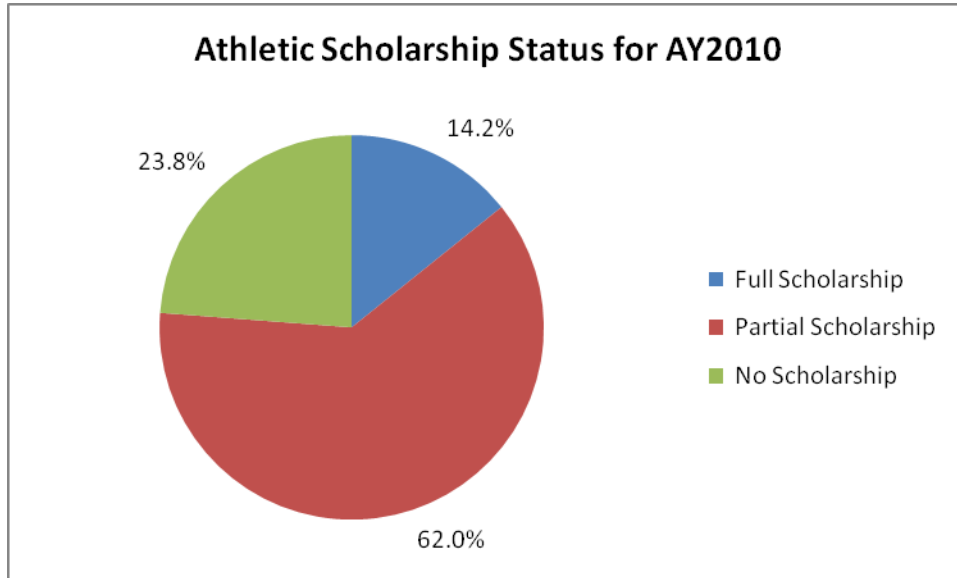
Ten sports are included in the athletics reporting.

1. Football
2. Men's Basketball
3. Women's Basketball
4. Baseball
5. Track/Cross Country
6. Golf
7. Swimming
8. Tennis
9. Volleyball
10. Other

In terms of the number of participants, Football has the most participants followed by Baseball, Other, Track, Men's Basketball, and Women's Basketball.



Many students receive scholarships to participate in athletics. The below graph illustrates that the majority of students participating in athletics receive a partial scholarship (62.0 percent) and a small portion (14.2 percent) received a full scholarship.

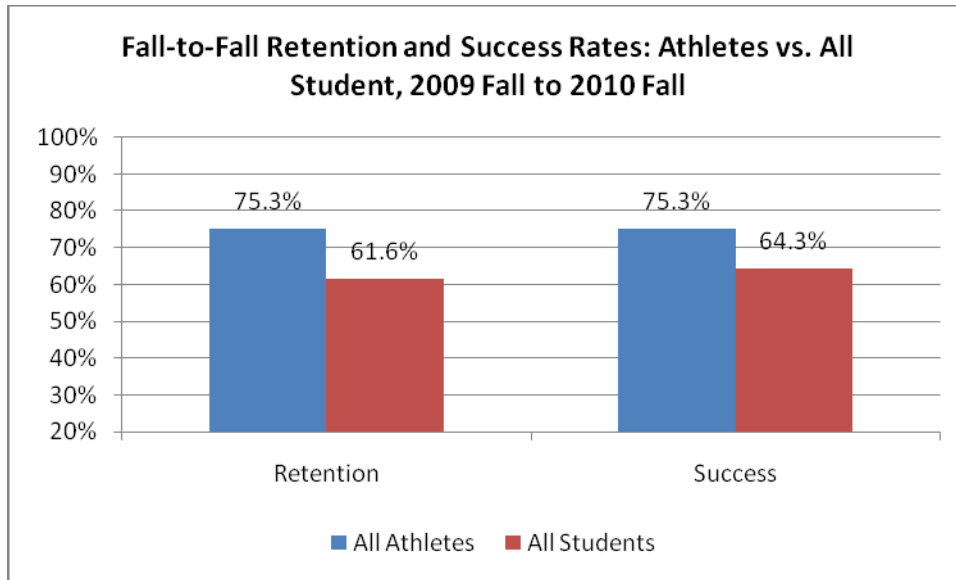


ATHLETIC RETENTION RATES

Statewide

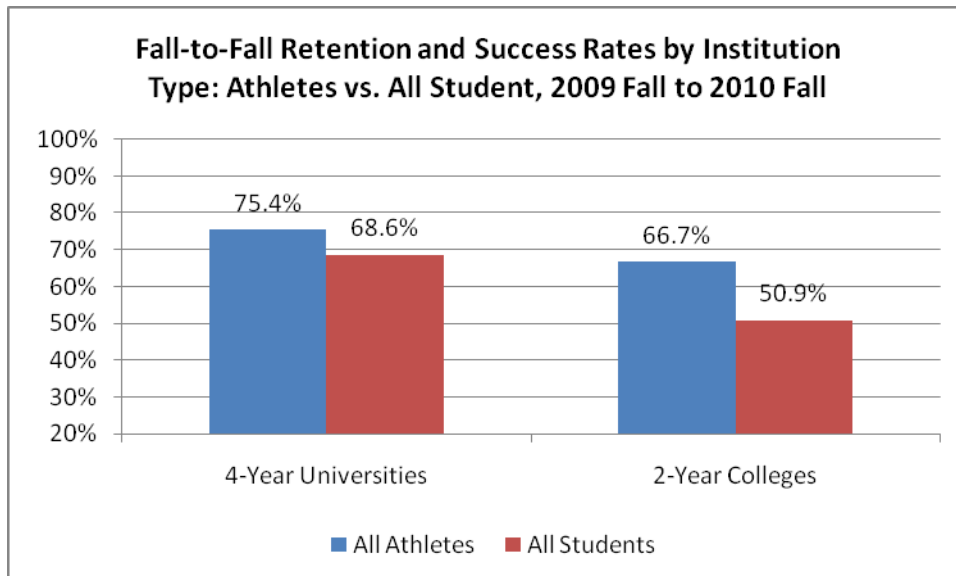
The following graphs are based on Attachment 5-2 that presents statewide fall-to-fall retention data for student-athlete cohorts entering Academic Year 2001 (tracked from AY2001-AY2006) through Academic Year 2005 (tracked from AY2005-AY2010).

The below graph illustrates that both retention and success rates are higher for the student athlete as compared to all students.



Note that the success rate for athletes is the same as the retention rate – this is due to most athletes attending 4-year universities and few 4-year university students seek a certificate (most seek bachelor’s degrees which cannot be completed in one year).

The next graph shows that the retention rates for student athletes as compared to all students are similar at the 4-Year Universities. However, at the 2-Year Colleges there are significant differences between student athletes and all students for retention rates.



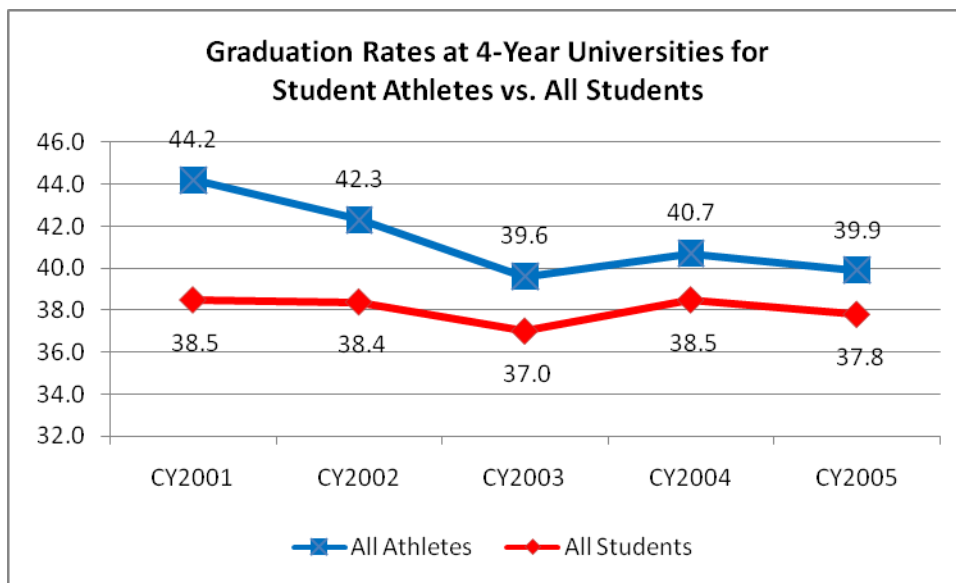
ATHLETIC GRADUATION RATES

Statewide Overview

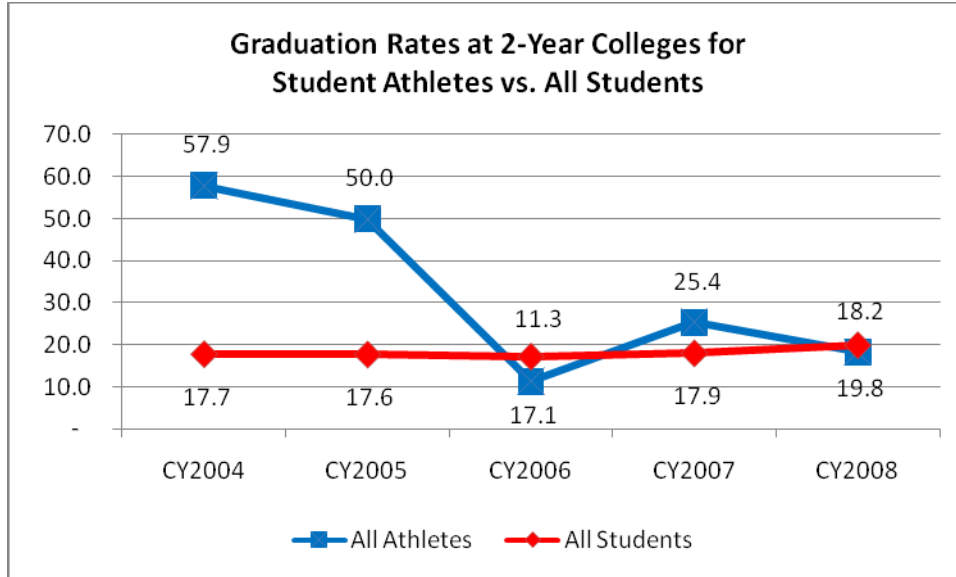
The following observations are based on Attachment 5-3 which provides graduation rates by institution type. The graduation rates calculations are based on the same methodology used in the Annual Report on Student Retention and Graduation. The only factors different are the use of the athlete table and fields in the AHEIS/SISDB (Arkansas Higher Education Information System/Student Information System Database). These fields identify whether or not the athlete was first-time entering, what sport they participated in, and whether or not the student received an athletic scholarship.

Graduation rates for 4-Year Universities are based on a cohort beginning in the Academic Years of 2001, 2002, 2003, 2004, and 2005 and running for six years. Graduation rates for 2-Year Colleges are based on a cohort beginning in the Academic Years of 2004, 2005, 2006, 2007, and 2008 and running for three years.

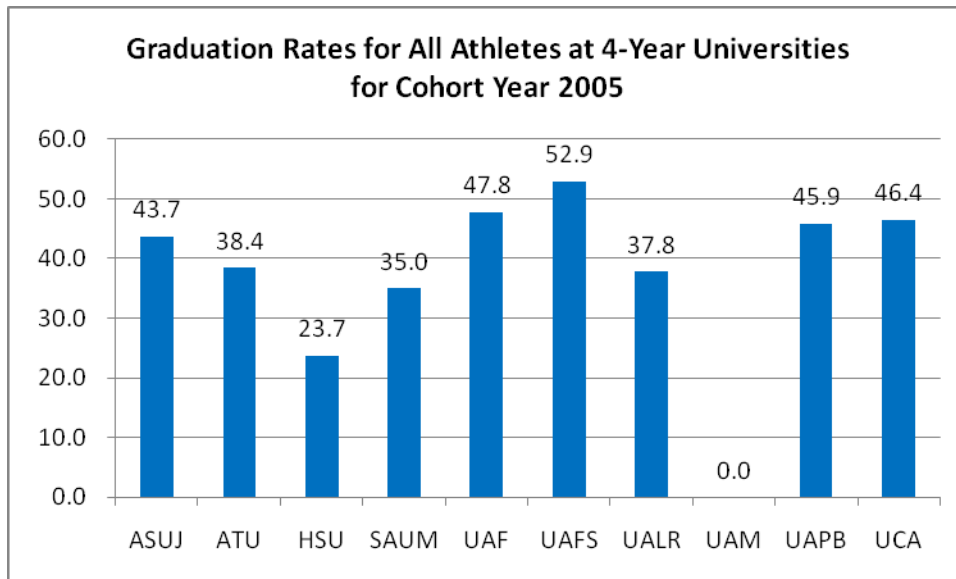
As the table below illustrates, graduation rates for athletes at 4-Year Universities have been declining, whereas the graduation rates for All Students have been relatively steady. However, the graduation rates for All Athletes is from 2.1 to 5.7 percentage points higher than All Students.



The graduation rates for student athletes at 2-Year Colleges have experienced great fluctuation over the five years reviewed. This situation is tempered by the fact that there are few student athletes attending 2-Year Colleges (rates based on small numbers tend to fluctuate more; 6 to 67 students in the cohorts shown below).



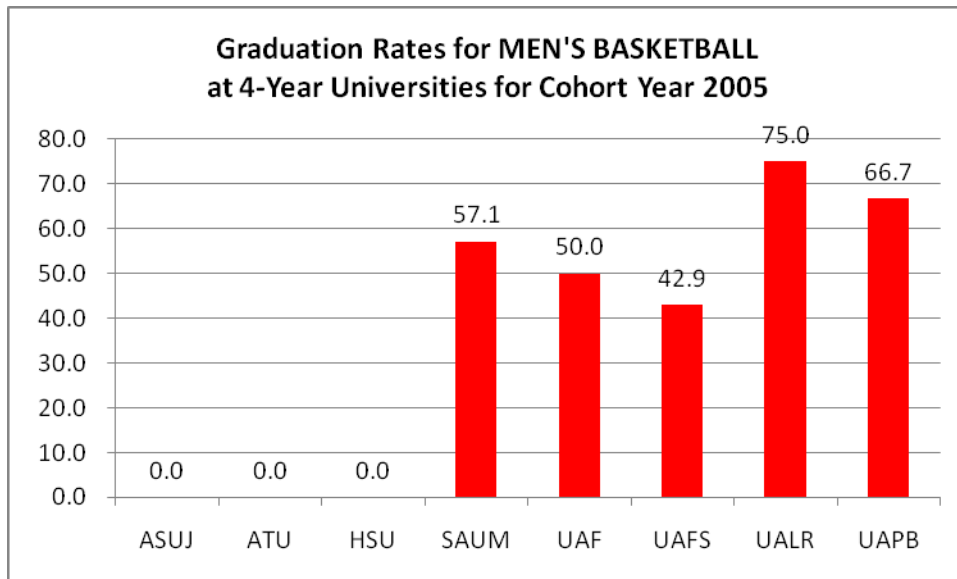
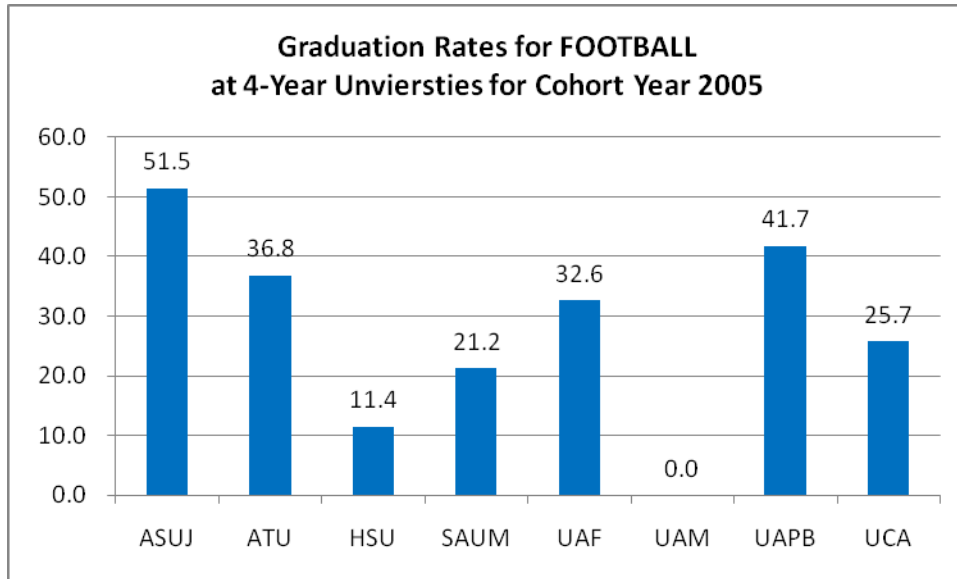
However, the graduation rates for All Athletes at 2-Year Colleges are substantially higher than that of All Students for the first two cohort years. The rates for the last three cohorts are somewhat similar.

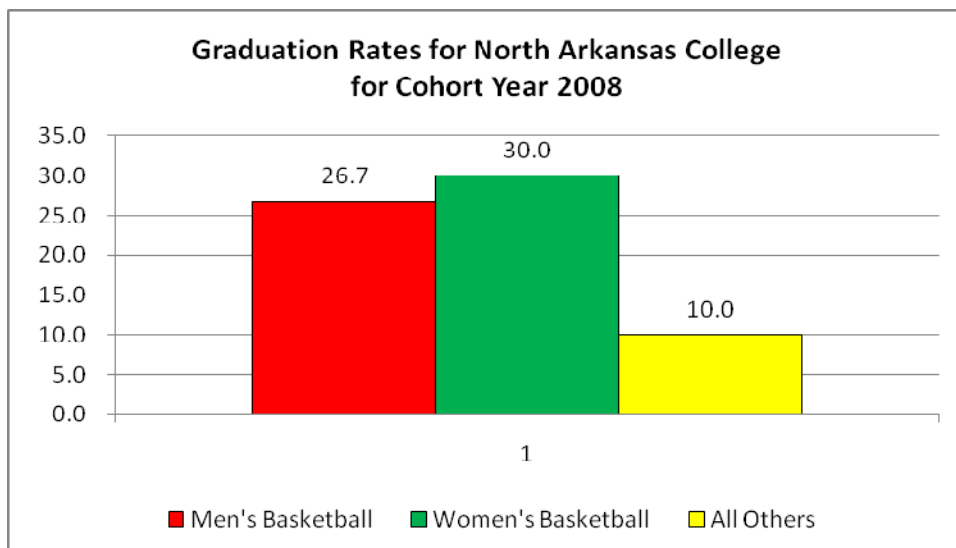
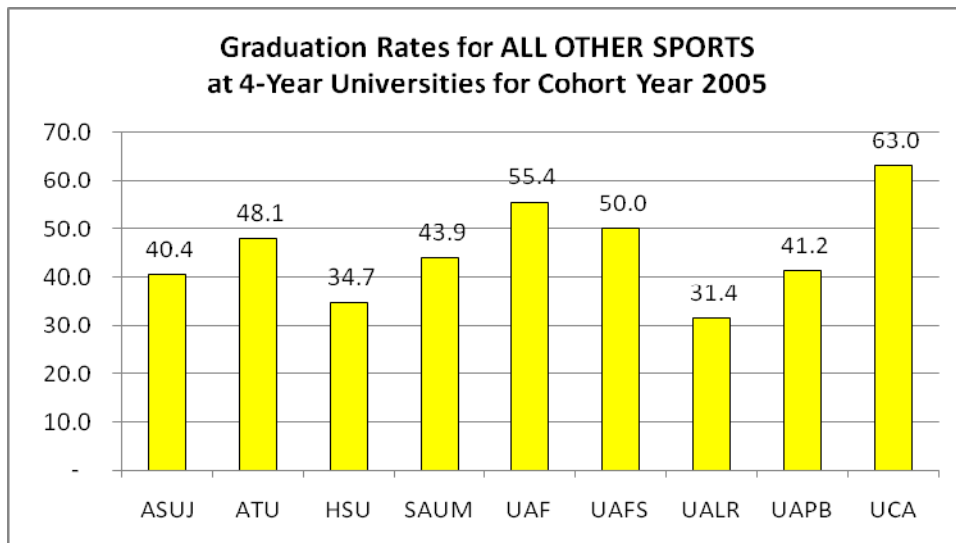
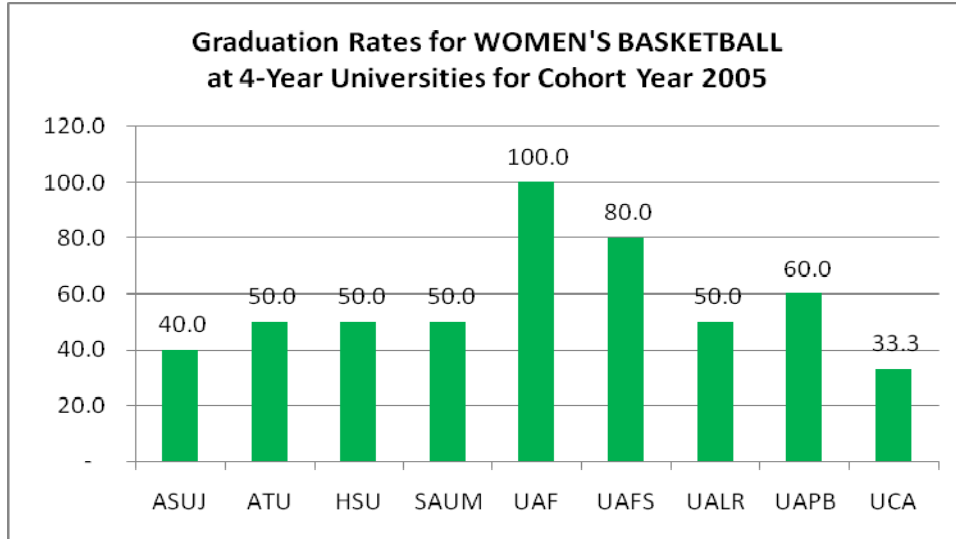


Based upon the above graph, the 4-Year Universities with the highest graduation rates for student athletes are the University of Arkansas at Fort Smith (UAFS), the University of Arkansas Fayetteville (UAF), and the University of Central Arkansas (UCA).

NAC (North Arkansas College) was the only 2-Year College with athletes for the Cohort Year 2008 – the graduation rate was 18.2 percent.

Graduation Rates by Sport





Athletic Participation at Arkansas Public Institutions of Higher Education

Academic Year 2006

Acad. Yr.	Inst. Type	College	Not FTEF	FTEF	Total Athletes	Football	Men's Basketball	Women's Basketball	Baseball	Track	Golf	Swimming	Tennis	Volleyball	Other	Full Scholarship	Partial Scholarship	No Scholarship
2006	1	ASUJ	253	98	351	130	17	18	39	64	22			13	39	141	128	82
2006	1	ATU	188	79	267	130	12	19	44		23		12		13		175	92
2006	1	HSU	228	88	316	120	20	13	41	10	16	60		12	18		185	129
2006	1	SAUM	193	34	227	81	16	11	41	35	14				15		138	84
2006	1	UAF	322	139	461	145	14	15	42	93	26	17	26	15	68	174	160	127
2006	1	UAFS	50	38	88		16	14	24		11		11	12		37	38	13
2006	1	UALR	108	41	149		14	13		46	20	13	17		11	32	107	10
2006	1	UAM	144	37	181	78	13	14	26					11	25		130	51
2006	1	UAPB	175	47	222	86	15	11	34	17			12		29	69	84	69
2006	1	UCA	220	133	353	122	17	19	40	38	15		12	13	77	52	201	100
2006	2	NAC	53	51	104		19	19	57							21		80
2006	2	UACCM																
4-Year Universities			1,881	734	2,615	892	154	147	340	315	164	90	111	107	295	512	1,346	757
2-Year Colleges			58	53	111		19	19	57							21		87
Total			1,939	787	2,726	892	173	166	397	315	171	90	111	107	304	533	1,349	844
Percent			71.1%	28.9%	100.0%	32.7%	6.3%	6.1%	14.6%	11.6%	6.3%	3.3%	4.1%	3.9%	11.2%	19.6%	49.5%	31.0%

Academic Year 2007

Acad. Yr.	Inst. Type	College	Not FTEF	FTEF	Total Athletes	Football	Men's Basketball	Women's Basketball	Baseball	Track	Golf	Swimming	Tennis	Volleyball	Other	Full Scholarship	Partial Scholarship	No Scholarship
2007	1	ASUJ	257	97	354	126	17	16	35	71	21			15	44	137	91	126
2007	1	ATU	177	88	265	118	22	15	45		20			15	17		187	69
2007	1	HSU	218	84	302	120	18	14	36	15	17	36		16	22		182	117
2007	1	SAUM	187	63	250	85	15	17	47	32	17			13	16		146	103
2007	1	UAF	323	107	430	134	14	13	46	79	24	19	24	18	59	168	151	111
2007	1	UAFS	46	52	98		15	13	26					14	30	42	38	18
2007	1	UALR	129	48	177		16	15	31	42	19	14	17		15	26	135	16
2007	1	UAM	139	46	185	92	11	11	21					13	25		152	33
2007	1	UAPB	160	52	212	83	16	13	23	16			12		34	57	117	38
2007	1	UCA	242	143	385	116	17	15	38	65	16		13	13	92	93	176	116
2007	2	NAC	51	61	112		18	12	28						54			95
2007	2	UACCM																
4-Year Universities			1,878	780	2,658	874	161	142	348	334	146	69	96	134	354	536	1,375	747
2-Year Colleges			53	67	120		18	12	28						54			103
Total			1,931	847	2,778	874	179	154	376	334	154	69	96	134	408	544	1,384	850
Percent			69.5%	30.5%	100.0%	31.5%	6.4%	5.5%	13.5%	12.0%	5.5%	2.5%	3.5%	4.8%	14.7%	19.6%	49.8%	30.6%

Academic Year 2008

Acad. Yr.	Inst. Type	College	Not FTEF	FTEF	Total Athletes	Football	Men's Basketball	Women's Basketball	Baseball	Track	Golf	Swimming	Tennis	Volleyball	Other	Full Scholarship	Partial Scholarship	No Scholarship
2008	1	ASUJ	237	81	318	116	15	16	37	58	19			13	35	147	101	70
2008	1	ATU	205	94	299	139	33	15	41	11	16			15	20		225	74
2008	1	HSU	224	127	351	152	17	17	47	20	16	37		14	22		225	123
2008	1	SAUM	163	59	222	79	14	13	38	26	15			14	16	12	148	62
2008	1	UAF	327	135	462	137	17	13	42	90	28	27	26	18	64	175	156	131
2008	1	UAFS	52	44	96		12	12	30					13	29	36	43	17
2008	1	UALR	132	49	181		15	14	31	46	20	14	14		18	27	132	22
2008	1	UAM	140	40	180	80	15	15	23	10	11			12	14		126	53
2008	1	UAPB	155	65	220	75	19	16	27	24			14	10	30	70	90	60
2008	1	UCA	235	76	311	90	14	14	33	57	16			12	66	115	161	35
2008	2	NAC	48	55	103		23	18	53							15		84
2008	2	UACCM																
4-Year Universities			1,870	770	2,640	868	171	145	349	342	146	78	97	130	314	586	1,407	647
2-Year Colleges			57	55	112		23	18	53							15		93
Total			1,927	825	2,752	868	194	163	402	342	155	78	97	130	323	601	1,411	740
Percent			70.0%	30.0%	100.0%	31.5%	7.0%	5.9%	14.6%	12.4%	5.6%	2.8%	3.5%	4.7%	11.7%	21.8%	51.3%	26.9%

Academic Year 2009

Acad. Yr.	Inst. Type	College	Not FTEF	FTEF	Total Athletes	Football	Men's Basketball	Women's Basketball	Baseball	Track	Golf	Swimming	Tennis	Volleyball	Other	Full Scholarship	Partial Scholarship	No Scholarship
2009	1	ASUJ	231	98	329	125	14	15	38	58	19			16	37	137	109	83
2009	1	ATU	198	78	276	126	17	13	41	11	19			17	24		207	69
2009	1	HSU	236	94	330	121	17	17	41	25	17	48		14	21		174	152
2009	1	SAUM	160	51	211	74	13	15	34	22	15			14	20		168	42
2009	1	UAF	317	148	465	137	16	13	41	99	21	32	21	13	72	165	170	130
2009	1	UAFS	54	37	91		14	12	26					11	28	38	48	
2009	1	UALR	141	40	181		16	13	42	40	18	14		10	20	29	125	27
2009	1	UAM	151	54	205	88	17	13	49					13	15		169	36
2009	1	UAPB	186	69	255	88	19	16	34	33			18		33	84	88	83
2009	1	UCA	233	114	347	99	15	14	35	63	18		10		93	54	237	56
2009	2	NAC	72	28	100		22	16	57							19		72
4-Year Universities			1,907	783	2,690	858	158	141	381	356	139	94	85	115	363	512	1,495	683
2-Year Colleges			72	28	100		22	16	57							19		72
Total			1,979	811	2,790	858	180	157	438	356	139	94	85	115	368	531	1,504	755
Percent			70.9%	29.1%	100.0%	30.8%	6.5%	5.6%	15.7%	12.8%	5.0%	3.4%	3.0%	4.1%	13.2%	19.0%	53.9%	27.1%

Academic Year 2010

Acad. Yr.	Inst. Type	College	Not FTEF	FTEF	Total Athletes	Football	Men's Basketball	Women's Basketball	Baseball	Track	Golf	Swimming	Tennis	Volleyball	Other	Full Scholarship	Partial Scholarship	No Scholarship
2010	1	ASUJ	258	89	347	126	15	25	40	63	19			14	36	90	172	85
2010	1	ATU	222	59	281	146	18	17	32		18		10	14	20		248	33
2010	1	HSU	207	75	282	91	16	18	33	18	13	49		15	20		207	74
2010	1	SAUM	173	54	227	81	16	18	39	19	14			13	20		169	58
2010	1	UAF	321	143	464	138	17	14	39	94	22	36	23	15	66	185	147	132
2010	1	UAFS	85	37	122		17	18	28					15	44		108	11
2010	1	UALR	137	45	182		14	14	42	42	19	14		11	19	26	134	22
2010	1	UAM	167	48	215	93	15	14	44		11			13	20		172	41
2010	1	UAPB	165	66	231	74	18	17	34	28			12		31	73	92	66
2010	1	UCA	261	99	360	96	15	14	35	84	17			12	79		296	58
2010	2	NAC	111		114		19	13	72						10	16		92
4-Year Universities			1,996	715	2,711	845	161	169	366	359	141	99	85	131	355	386	1,745	580
2-Year Colleges			111		114		19	13	72						10	16		92
Total			2,107	718	2,825	845	180	182	438	359	141	99	85	131	365	402	1,751	672
Percent			74.6%	25.4%	100.0%	29.9%	6.4%	6.4%	15.5%	12.7%	5.0%	3.5%	3.0%	4.6%	12.9%	14.2%	62.0%	23.8%

NOTE: Counts of less than ten (10) are not shown due to FERPA.

Athletes Being Retained (Fall-to-Fall Retention) - 5 Years

Criteria Includes:

1. Students are First-Time Entering
2. Students are Degree-Seeking (2, 4, 6, 7, & 8)
3. Attend Status is Full-Time
4. Students are Undergraduate Non-High School Students

Academic Year (Student Cohort) selected = 2006 and review period includes from AY2006 to AY2011, the FALL Term Only.

#	Inst. Type	College	Enrolled AY2006	Enrolled AY2007	Percent Retained	Grads AY2006	Percent Grads	Year 1 Success	Enrolled AY2008	Percent Retained	Grads AY2007	Percent Grads	Year 2 Success	Enrolled AY2009	Percent Retained	Grads AY2008	Percent Grads	Year 3 Success	Enrolled AY2010	Percent Retained	Grads AY2009	Percent Grads	Year 4 Success	Enrolled AY2011	Percent Retained	Grads AY2010	Percent Grads	Year 5 Success
1	1	ASUJ	98	81	82.7%		0.0%	82.7%	62	63.3%		0.0%	63.3%	53	54.1%		0.0%	54.1%	38	38.8%	17	17.3%	56.1%	13	13.3%	25	25.5%	38.8%
2	1	ATU	79	64	81.0%		0.0%	81.0%	48	60.8%		0.0%	60.8%	46	58.2%		0.0%	58.2%	36	45.6%	10	12.7%	58.2%	12	15.2%	17	21.5%	36.7%
3	1	HSU	88	52	59.1%		0.0%	59.1%	37	42.0%		0.0%	42.0%	34	38.6%		0.0%	38.6%	20	22.7%	10	11.4%	34.1%		10.2%		10.2%	20.5%
4	1	SAUM	34	23	67.6%		0.0%	67.6%	14	41.2%		0.0%	41.2%	11	32.4%		0.0%	32.4%		23.5%		8.8%	32.4%		11.8%		14.7%	26.5%
5	1	UAF	139	112	80.6%		0.0%	80.6%	98	70.5%		0.0%	70.5%	84	60.4%		0.7%	61.2%	43	30.9%	34	24.5%	55.4%	13	9.4%	32	23.0%	32.4%
6	1	UAFS	38	26	68.4%		0.0%	68.4%		23.7%	11	28.9%	52.6%		18.4%		0.0%	18.4%		13.2%		7.9%	21.1%		7.9%		0.0%	7.9%
7	1	UALR	41	29	70.7%		0.0%	70.7%	22	53.7%		0.0%	53.7%	16	39.0%		0.0%	39.0%	10	24.4%		17.1%	41.5%		7.3%		17.1%	24.4%
8	1	UAM	37	27	73.0%		0.0%	73.0%	22	59.5%		0.0%	59.5%	18	48.6%		10.8%	59.5%	11	29.7%		16.2%	45.9%		21.6%		5.4%	27.0%
9	1	UAPB	47	38	80.9%		0.0%	80.9%	30	63.8%		0.0%	63.8%	31	66.0%		0.0%	66.0%	21	44.7%		10.6%	55.3%		10.6%	11	23.4%	34.0%
10	1	UCA	133	102	76.7%		0.8%	77.4%	77	57.9%		0.8%	58.6%	68	51.1%		4.5%	55.6%	49	36.8%	17	12.8%	49.6%	21	15.8%	31	23.3%	39.1%
11	2	NAC	51	25	49.0%		0.0%	49.0%		11.8%		5.9%	17.6%		5.9%		5.9%	11.8%		2.0%		0.0%	2.0%		2.0%		2.0%	3.9%
12	2	UACCM			50.0%		0.0%	50.0%		0.0%		0.0%	0.0%		0.0%		0.0%	0.0%		0.0%		0.0%	0.0%		50.0%		0.0%	50.0%
4-Year Universities			734	554	75.5%		0.1%	75.6%	419	57.1%	12	1.6%	58.7%	368	50.1%	11	1.5%	51.6%	241	32.8%	112	15.3%	48.1%	91	12.4%	139	18.9%	31.3%
2-Year Colleges			53	26	49.1%		0.0%	49.1%		11.3%		5.7%	17.0%		7.5%		5.7%	13.2%		1.9%		0.0%	1.9%		3.8%		1.9%	5.7%
Grand Total			787	580	73.7%		0.1%	73.8%	425	54.0%	15	1.9%	55.9%	372	47.3%	14	1.8%	49.0%	242	30.7%	112	14.2%	45.0%	93	11.8%	140	17.8%	29.6%

Athletes Being Retained (Fall-to-Fall Retention) - 4 Years

Criteria Includes:

1. Students are First-Time Entering
2. Students are Degree-Seeking (2, 4, 6, 7, & 8)
3. Attend Status is Full-Time
4. Students are Undergraduate Non-High School Students

Academic Year (Student Cohort) selected = 2007 and review period includes from AY2007 to AY2011, the FALL Term Only.

#	Inst. Type	College	Enrolled AY2007	Enrolled AY2008	Percent Retained	Grads AY2007	Percent Grads	Year 1 Success	Enrolled AY2009	Percent Retained	Grads AY2008	Percent Grads	Year 2 Success	Enrolled AY2010	Percent Retained	Grads AY2009	Percent Grads	Year 3 Success	Enrolled AY2011	Percent Retained	Grads AY2010	Percent Grads	Year 4 Success					
1	1	ASUJ	97	74	76.3%		0.0%	76.3%	58	59.8%		0.0%	59.8%	47	48.5%		3.1%	51.5%	36	37.1%	16	16.5%	53.6%					
2	1	ATU	88	58	65.9%		0.0%	65.9%	47	53.4%		0.0%	53.4%	44	50.0%		0.0%	50.0%	31	35.2%	13	14.8%	50.0%					
3	1	HSU	84	50	59.5%		0.0%	59.5%	39	46.4%		0.0%	46.4%	32	38.1%		1.2%	39.3%	17	20.2%	14	16.7%	36.9%					
4	1	SAUM	63	42	66.7%		0.0%	66.7%	28	44.4%		0.0%	44.4%	26	41.3%		0.0%	41.3%	20	31.7%		12.7%	44.4%					
5	1	UAF	107	85	79.4%		0.0%	79.4%	76	71.0%		0.0%	71.0%	67	62.6%		0.0%	62.6%	35	32.7%	23	21.5%	54.2%					
6	1	UAFS	52	39	75.0%		0.0%	75.0%	14	26.9%	11	21.2%	48.1%	13	25.0%		9.6%	34.6%	10	19.2%		7.7%	26.9%					
7	1	UALR	48	39	81.3%		0.0%	81.3%	30	62.5%		0.0%	62.5%	27	56.3%		0.0%	56.3%	19	39.6%		18.8%	58.3%					
8	1	UAM	46	20	43.5%		0.0%	43.5%	15	32.6%		4.3%	37.0%	13	28.3%		6.5%	34.8%		19.6%		10.9%	30.4%					
9	1	UAPB	52	37	71.2%		0.0%	71.2%	29	55.8%		0.0%	55.8%	24	46.2%		0.0%	46.2%	15	28.8%		15.4%	44.2%					
10	1	UCA	143	111	77.6%		0.0%	77.6%	81	56.6%		0.0%	56.6%	66	46.2%		0.0%	46.2%	40	28.0%	21	14.7%	42.7%					
11	2	NAC	61	34	55.7%		0.0%	55.7%		14.8%		9.8%	24.6%		3.3%		14.8%	18.0%		0.0%		1.6%	1.6%		1.6%		1.6%	1.6%
12	2	UACCM			33.3%		0.0%	33.3%		16.7%		16.7%	33.3%		16.7%		16.7%	33.3%		0.0%		0.0%	0.0%		0.0%		0.0%	0.0%
4-Year Universities			780	555	71.2%		0.0%	71.2%	417	53.5%	13	1.7%	55.1%	359	46.0%	12	1.5%	47.6%	232	29.7%	121	15.5%	45.3%					
2-Year Colleges			67	36	53.7%		0.0%	53.7%	11	16.4%		10.4%	26.9%		4.5%	10	14.9%	19.4%		0.0%		1.5%	1.5%		1.5%		1.5%	1.5%
Grand Total			847	591	69.8%		0.0%	69.8%	428	50.5%	20	2.4%	52.9%	362	42.7%	22	2.6%	45.3%	232	27.4%	122	14.4%	41.8%					

Athletes Being Retained (Fall-to-Fall Retention) - 3 Years

Criteria Includes:

1. Students are First-Time Entering
2. Students are Degree-Seeking (2, 4, 6, 7, & 8)
3. Attend Status is Full-Time
4. Students are Undergraduate Non-High School Students

Academic Year (Student Cohort) selected = 2008 and review period includes from AY2008 to AY2011, the FALL Term Only.

#	Inst. Type	College	Enrolled AY2008	Enrolled AY2009	Percent Retained	Grads AY2008	Percent Grads	Year 1 Success	Enrolled AY2010	Percent Retained	Grads AY2009	Percent Grads	Year 2 Success	Enrolled AY2011	Percent Retained	Grads AY2010	Percent Grads	Year 3 Success
1	1	ASUJ	81	64	79.0%		0.0%	79.0%	52	64.2%		0.0%	64.2%	48	59.3%		3.7%	63.0%
2	1	ATU	94	66	70.2%		0.0%	70.2%	51	54.3%		0.0%	54.3%	47	50.0%		0.0%	50.0%
3	1	HSU	127	70	55.1%		0.0%	55.1%	47	37.0%		0.0%	37.0%	38	29.9%		0.8%	30.7%
4	1	SAUM	59	39	66.1%		0.0%	66.1%	34	57.6%		0.0%	57.6%	28	47.5%		3.4%	50.8%
5	1	UAF	135	108	80.0%		0.0%	80.0%	89	65.9%		0.0%	65.9%	79	58.5%		2.2%	60.7%
6	1	UAFS	44	33	75.0%		0.0%	75.0%	18	40.9%	13	29.5%	70.5%	19	43.2%		9.1%	52.3%
7	1	UALR	49	35	71.4%		0.0%	71.4%	26	53.1%		0.0%	53.1%	25	51.0%		0.0%	51.0%
8	1	UAM	40	22	55.0%		0.0%	55.0%	16	40.0%		2.5%	42.5%	12	30.0%		2.5%	32.5%
9	1	UAPB	65	54	83.1%		0.0%	83.1%	45	69.2%		0.0%	69.2%	40	61.5%		0.0%	61.5%
10	1	UCA	76	62	81.6%		0.0%	81.6%	47	61.8%		0.0%	61.8%	41	53.9%		1.3%	55.3%
11	2	NAC	55	33	60.0%		0.0%	60.0%	10	18.2%		7.3%	25.5%		5.5%		16.4%	21.8%
4-Year Universities			770	553	71.8%		0.0%	71.8%	425	55.2%	14	1.8%	57.0%	377	49.0%	15	1.9%	50.9%
2-Year Colleges			55	34	61.8%		0.0%	61.8%	10	18.2%		7.3%	25.5%		5.5%		16.4%	21.8%
Grand Total			825	587	71.2%		0.0%	71.2%	435	52.7%	18	2.2%	54.9%	380	46.1%	24	2.9%	49.0%

Athletes Being Retained (Fall-to-Fall Retention) - 2 Years

Criteria Includes:

1. Students are First-Time Entering
2. Students are Degree-Seeking (2, 4, 6, 7, & 8)
3. Attend Status is Full-Time
4. Students are Undergraduate Non-High School Students

Academic Year (Student Cohort) selected = 2009 and review period includes from AY2009 to AY2011, the FALL Term Only.

#	Inst. Type	College	Enrolled AY2009	Enrolled AY2010	Percent Retained	Grads AY2009	Percent Grads	Year 1 Success	Enrolled AY2011	Percent Retained	Grads AY2010	Percent Grads	Year 2 Success
1	1	ASUJ	98	82	83.7%		0.0%	83.7%	58	59.2%		0.0%	59.2%
2	1	ATU	78	55	70.5%		0.0%	70.5%	40	51.3%		0.0%	51.3%
3	1	HSU	94	47	50.0%		0.0%	50.0%	41	43.6%		0.0%	43.6%
4	1	SAUM	51	38	74.5%		0.0%	74.5%	30	58.8%		0.0%	58.8%
5	1	UAF	148	124	83.8%		0.0%	83.8%	106	71.6%		0.0%	71.6%
6	1	UAFS	37	25	67.6%		0.0%	67.6%	17	45.9%		0.0%	45.9%
7	1	UALR	40	30	75.0%		0.0%	75.0%	24	60.0%		0.0%	60.0%
8	1	UAM	54	28	51.9%		0.0%	51.9%	21	38.9%		3.7%	42.6%
9	1	UAPB	69	55	79.7%		0.0%	79.7%	40	58.0%		0.0%	58.0%
10	1	UCA	114	95	83.3%		0.0%	83.3%	79	69.3%		0.0%	69.3%
11	2	NAC	28		25.0%		14.3%	39.3%		3.6%		17.9%	21.4%
4-Year Universities			783	579	73.9%		0.0%	73.9%	456	58.2%		0.3%	58.5%
2-Year Colleges			28		25.0%		14.3%	39.3%		3.6%		17.9%	21.4%
Grand Total			811	586	72.3%		0.5%	72.7%	457	56.4%		0.9%	57.2%

NOTE: Counts of less than ten (10) are not shown due to FERPA.

Athletes Being Retained (Fall-to-Fall Retention) - 1-Year

Criteria Includes:

1. Students are First-Time Entering
2. Students are Degree-Seeking (2, 4, 6, 7, & 8)
3. Attend Status is Full-Time
4. Students are Undergraduate Non-High School Students

Academic Year (Student Cohort) selected = 2010 and review period includes from AY2010 to AY2011, the FALL Term Only.

#	Inst. Type	College	Enrolled AY2010	Enrolled AY2011	Percent Retained	Grads AY2010	Percent Grads	Year 1 Success
1	1	ASUJ	89	72	80.9%		0.0%	80.9%
2	1	ATU	59	44	74.6%		0.0%	74.6%
3	1	HSU	75	50	66.7%		0.0%	66.7%
4	1	SAUM	54	31	57.4%		0.0%	57.4%
5	1	UAF	143	121	84.6%		0.0%	84.6%
6	1	UAFS	37	29	78.4%		0.0%	78.4%
7	1	UALR	45	35	77.8%		0.0%	77.8%
8	1	UAM	48	27	56.3%		0.0%	56.3%
9	1	UAPB	66	45	68.2%		0.0%	68.2%
10	1	UCA	99	85	85.9%		0.0%	85.9%
11	2	NAC			66.7%		0.0%	66.7%
4-Year Universities			715	539	75.4%		0.0%	75.4%
2-Year Colleges					66.7%		0.0%	66.7%
Grand Total			718	541	75.3%		0.0%	75.3%

Athletic Graduation Rate Calculation - 4-Year Universities

NOTE: This Graduation Rate calculation is based on IPEDS methodology, not the NCAA methodology.

Cohort Year selected = 2001 and Time Period Covered = AFTER SIX (6) YEARS (from AY2001 thru AY2006) for Four-Year Universities.

#	IT	College	FICE	Cohort	Transfers		Bacc.		Adv. Cert.		Assoc.		Tech. Cert.		Cert. Prof.		Graduates		Retained		Success	
					#	%	#	%	#	%	#	%	#	%	#	%	#	%	#	%	#	%
1	1	ASUJ	001090	65	12	18.5	32	49.2		-		-		-		-	32	49.2		4.6	35	53.8
2	1	ATU	001089	77	24	31.2	34	44.2		-		-		-		-	34	44.2		2.6	36	46.8
3	1	HSU	001098	88	18	20.5	21	23.9		-		-		-		-	21	23.9		10.2	30	34.1
4	1	SAUM	001107	113	11	9.7	44	38.9		-		-		-		-	44	38.9		2.7	47	41.6
5	1	UAF	001108	105	10	9.5	55	52.4		-		-		-		-	55	52.4		1.0	56	53.3
6	1	UAFS	001110	25		20.0		8.0		-	12	48.0		-		-	14	56.0		-	14	56.0
7	1	UALR	001101	47		8.5	28	59.6		-		-		-		-	28	59.6		-	28	59.6
8	1	UAM	001085	28		25.0	10	35.7		-		-		-		-	10	35.7		3.6	11	39.3
9	1	UAPB	001086	45		4.4	23	51.1		-		-		-		-	23	51.1		6.7	26	57.8
10	1	UCA	001092	91	19	20.9	41	45.1		-		-		-		-	41	45.1		6.6	47	51.6
4-Year Universities				684	112	16.4	290	42.4		-	12	1.8		-		-	302	44.2	28	4.1	330	48.2

NOTES: (1) When a student received more than one award, only the highest award was counted.

(2) Counts of less than ten (10) are not shown due to FERPA.

TIME PERIOD CONSIDERATIONS:

1. **CP Graduates** are counted from these graduation dates = '092000', '102000', '112000', '122000', '012001', '022001', '032001', '042001', '052001', so this is essentially through the Spring term.
2. **TC Graduates** include 1 full academic year plus these graduation dates = '072001', '082001', '092001', '102001', '112001', '122001', so this is through the next Fall term.
3. **Associate Graduates** include 3 full academic years plus these graduation dates = '072003', '082003', so this includes the next 2 months of July and August.
4. **AC Graduates** include 4 full academic years plus these graduation dates = '072004', '082004', '092004', '102004', '112004', '122004', so this is through the next Fall term.
5. **Baccalaureate Graduates** include 6 full academic years plus these graduation dates = '072006', '082006', so this includes the next 2 months of July and August.

Athletic Graduation Rate Calculation - 4-Year Universities

NOTE: This Graduation Rate calculation is based on IPEDS methodology, not the NCAA methodology.

Cohort Year selected = 2002 and Time Period Covered = AFTER SIX (6) YEARS (from AY2002 thru AY2007) for Four-Year Universities.

#	IT	College	FICE	Cohort	Transfers		Bacc.		Adv. Cert.		Assoc.		Tech. Cert.		Cert. Prof.		Graduates		Retained		Success	
					#	%	#	%	#	%	#	%	#	%	#	%	#	%	#	%	#	%
1	1	ASUJ	001090	65		9.2	37	56.9		-		-		-		-	37	56.9		1.5	38	58.5
2	1	ATU	001089	85	30	35.3	28	32.9		-		-		-		-	28	32.9		5.9	33	38.8
3	1	HSU	001098	88	20	22.7	22	25.0		-		-		-		-	22	25.0		8.0	29	33.0
4	1	SAUM	001107	73		12.3	28	38.4		-		-		-		-	28	38.4		1.4	29	39.7
5	1	UAF	001108	106		4.7	61	57.5		-		-		-		-	61	57.5		1.9	63	59.4
6	1	UAFS	001110	29		27.6		13.8		-	31.0		-		-	-	13	44.8		-	13	44.8
7	1	UALR	001101	30		20.0		26.7		-		-		-		-		26.7		6.7	10	33.3
8	1	UAM	001085	30	10	33.3	10	33.3		-		-		-		-	10	33.3		-	10	33.3
9	1	UAPB	001086	42		4.8	21	50.0		-		-		-		-	21	50.0		7.1	24	57.1
10	1	UCA	001092	29		13.8	16	55.2		-		-		-		-	16	55.2		10.3	19	65.5
4-Year Universities				577	100	17.3	235	40.7		-	1.6		-		-	-	244	42.3	24	4.2	268	46.4

NOTES: (1) When a student received more than one award, only the highest award was counted.

(2) Counts of less than ten (10) are not shown due to FERPA.

TIME PERIOD CONSIDERATIONS:

1. **CP Graduates** are counted from these graduation dates = '092001', '102001', '112001', '122001', '012002', '022002', '032002', '042002', '052002', so this is essentially through the Spring term.
2. **TC Graduates** include 1 full academic year plus these graduation dates = '072002', '082002', '092002', '102002', '112002', '122002', so this is through the next Fall term.
3. **Associate Graduates** include 3 full academic years plus these graduation dates = '072004', '082004', so this includes the next 2 months of July and August.
4. **AC Graduates** include 4 full academic years plus these graduation dates = '072005', '082005', '092005', '102005', '112005', '122005', so this is through the next Fall term.
5. **Baccalaureate Graduates** include 6 full academic years plus these graduation dates = '072007', '082007', so this includes the next 2 months of July and August.

Athletic Graduation Rate Calculation - 4-Year Universities

NOTE: This Graduation Rate calculation is based on IPEDS methodology, not the NCAA methodology.

Cohort Year selected = 2003 and Time Period Covered = AFTER SIX (6) YEARS (from AY2003 thru AY2008) for Four-Year Universities.

#	IT	College	FICE	Cohort	Transfers		Bacc.		Adv. Cert.		Assoc.		Tech. Cert.		Cert. Prof.		Graduates		Retained		Success	
					#	%	#	%	#	%	#	%	#	%	#	%	#	%	#	%	#	%
1	1	ASUJ	001090	73		9.6	28	38.4		-		-		-		-	28	38.4		2.7	30	41.1
2	1	ATU	001089	88	21	23.9	38	43.2		-		-		-		-	38	43.2		4.5	42	47.7
3	1	HSU	001098	70	10	14.3	23	32.9		-		-		-		-	23	32.9		7.1	28	40.0
4	1	SAUM	001107	61		11.5	11	18.0		-		-		-		-	11	18.0		3.3	13	21.3
5	1	UAF	001108	126	12	9.5	62	49.2		-		-		-		-	62	49.2		4.8	68	54.0
6	1	UAFS	001110	42	10	23.8		-		21	50.0			-		-	21	50.0		2.4	22	52.4
7	1	UALR	001101	39		12.8	16	41.0		-		-		-		-	16	41.0		10.3	20	51.3
8	1	UAM	001085	53	12	22.6	10	18.9		-	1.9			-		-	11	20.8		5.7	14	26.4
9	1	UAPB	001086	45		6.7	22	48.9		-		-		-		-	22	48.9		-	22	48.9
10	1	UCA	001092	83	13	15.7	37	44.6		-		-		-		-	37	44.6		4.8	41	49.4
4-Year Universities				680	100	14.7	247	36.3		-	22	3.2		-		-	269	39.6	31	4.6	300	44.1

NOTES: (1) When a student received more than one award, only the highest award was counted.

(2) Counts of less than ten (10) are not shown due to FERPA.

TIME PERIOD CONSIDERATIONS:

- CP Graduates** are counted from these graduation dates = '092002', '102002', '112002', '122002', '012003', '022003', '032003', '042003', '052003', so this is essentially through the Spring term.
- TC Graduates** include 1 full academic year plus these graduation dates = '072003', '082003', '092003', '102003', '112003', '122003', so this is through the next Fall term.
- Associate Graduates** include 3 full academic years plus these graduation dates = '072005', '082005', '092005', '102005', '112005', '122005', so this includes the next 2 months of July and August.
- AC Graduates** include 4 full academic years plus these graduation dates = '072006', '082006', '092006', '102006', '112006', '122006', so this is through the next Fall term.
- Baccalaureate Graduates** include 6 full academic years plus these graduation dates = '072008', '082008', so this includes the next 2 months of July and August.

Athletic Graduation Rate Calculation - 4-Year Universities

NOTE: This Graduation Rate calculation is based on IPEDS methodology, not the NCAA methodology.

Cohort Year selected = 2004 and Time Period Covered = AFTER SIX (6) YEARS (from AY2004 thru AY2009) for Four-Year Universities.

#	IT	College	FICE	Cohort	Transfers		Bacc.		Adv. Cert.		Assoc.		Tech. Cert.		Cert. Prof.		Graduates		Retained		Success	
					#	%	#	%	#	%	#	%	#	%	#	%	#	%	#	%	#	%
1	1	ASUJ	001090	64	10	15.6	33	51.6		-		-		-		-	33	51.6		1.6	34	53.1
2	1	ATU	001089	116	38	32.8	35	30.2		-		-		-		-	35	30.2		4.3	40	34.5
3	1	HSU	001098	84	10	11.9	35	41.7		-		-		-		-	35	41.7		3.6	38	45.2
4	1	SAUM	001107	67	11	16.4	26	38.8		-		-		-		-	26	38.8		1.5	27	40.3
5	1	UAF	001108	123	13	10.6	65	52.8		-		-		-		-	65	52.8		4.1	70	56.9
6	1	UAFS	001110	24		29.2		-		10	41.7			-		-	10	41.7		-	10	41.7
7	1	UALR	001101	43		14.0	13	30.2		-		-		-		-	13	30.2		2.3	14	32.6
8	1	UAM	001085	45	12	26.7		13.3		-	2.2			-		-		15.6		-		15.6
9	1	UAPB	001086	37		8.1	13	35.1		-		-		-		-	13	35.1		8.1	16	43.2
10	1	UCA	001092	100	18	18.0	49	49.0		-		-		-		-	49	49.0		4.0	53	53.0
4-Year Universities				703	128	18.2	275	39.1		-	11	1.6		-		-	286	40.7	23	3.3	309	44.0

NOTES: (1) When a student received more than one award, only the highest award was counted.

(2) Counts of less than ten (10) are not shown due to FERPA.

TIME PERIOD CONSIDERATIONS:

- CP Graduates** are counted from these graduation dates = '092003', '102003', '112003', '122003', '012004', '022004', '032004', '042004', '052004', so this is essentially through the Spring term.
- TC Graduates** include 1 full academic year plus these graduation dates = '072004', '082004', '092004', '102004', '112004', '122004', so this is through the next Fall term.
- Associate Graduates** include 3 full academic years plus these graduation dates = '072006', '082006', '092006', '102006', '112006', '122006', so this includes the next 2 months of July and August.
- AC Graduates** include 4 full academic years plus these graduation dates = '072007', '082007', '092007', '102007', '112007', '122007', so this is through the next Fall term.
- Baccalaureate Graduates** include 6 full academic years plus these graduation dates = '072009', '082009', so this includes the next 2 months of July and August.

Athletic Graduation Rate Calculation - 4-Year Universities

NOTE: This Graduation Rate calculation is based on IPEDS methodology, not the NCAA methodology.

Cohort Year selected = **2005** and Time Period Covered = AFTER SIX (6) YEARS (from AY2005 thru AY2010) for Four-Year Universities.

#	IT	College	FICE	Cohort	Transfers		Bacc.		Adv. Cert.		Assoc.		Tech. Cert.		Cert. Prof.		Graduates		Retained		Success		
					#	%	#	%	#	%	#	%	#	%	#	%	#	%	#	%	#	%	
1	1	ASUJ	001090	87	10	11.5	38	43.7		-		-		-		-		38	43.7		-	38	43.7
2	1	ATU	001089	73	23	31.5	28	38.4		-		-		-		-		28	38.4		1.4	29	39.7
3	1	HSU	001098	97	15	15.5	23	23.7		-		-		-		-		23	23.7		3.1	26	26.8
4	1	SAUM	001107	120		5.8	42	35.0		-		-		-		-		42	35.0		2.5	45	37.5
5	1	UAF	001108	134	11	8.2	64	47.8		-		-		-		-		64	47.8		3.0	68	50.7
6	1	UAFS	001110	34		14.7		14.7		-	13	38.2		-		-		18	52.9		2.9	19	55.9
7	1	UALR	001101	45		11.1	17	37.8		-		-		-		-		17	37.8		-	17	37.8
8	1	UAM	001085			33.3		-		-		-		-		-					-		-
9	1	UAPB	001086	37		5.4	17	45.9		-		-		-		-		17	45.9		2.7	18	48.6
10	1	UCA	001092	84		9.5	39	46.4		-		-		-		-		39	46.4		2.4	41	48.8
4-Year Universities				717	88	12.3	273	38.1		-	13	1.8		-		-		286	39.9	15	2.1	301	42.0

NOTES: (1) When a student received more than one award, only the highest award was counted.

(2) Counts of less than ten (10) are not shown due to FERPA.

TIME PERIOD CONSIDERATIONS:

- CP Graduates** are counted from these graduation dates = '092004', '102004', '112004', '122004', '012005', '022005', '032005', '042005', '052005', so this is essentially through the Spring term.
- TC Graduates** include 1 full academic year plus these graduation dates = '072005', '082005', '092005', '102005', '112005', '122005', so this is through the next Fall term.
- Associate Graduates** include 3 full academic years plus these graduation dates = '072007', '082007', so this includes the next 2 months of July and August.
- AC Graduates** include 4 full academic years plus these graduation dates = '072008', '082008', '092008', '102008', '112008', '122008', so this is through the next Fall term.
- Baccalaureate Graduates** include 6 full academic years plus these graduation dates = '072010', '082010', so this includes the next 2 months of July and August.

Athletic Graduation Rate Calculation - 2-Year Colleges

NOTE: This Graduation Rate calculation is based on IPEDS methodology, not the NCAA methodology.

Cohort Year selected = **2004** and Time Period Covered = AFTER THREE (3) YEARS (from AY2004 thru AY2006) for Two-Year Colleges.

#	IT	College	FICE	Cohort	Transfers		Bacc.		Adv. Cert.		Assoc.		Tech. Cert.		Cert. Prof.		Graduates		Retained		Success		
					#	%	#	%	#	%	#	%	#	%	#	%	#	%	#	%	#	%	
1	2	NAC	012261	19		15.8		-		-	11	57.9		-		-		11	57.9		-	11	57.9
2-Year Colleges				19		15.8		-		-	11	57.9		-		-		11	57.9		-	11	57.9

NOTES: (1) When a student received more than one award, only the highest award was counted.

(2) Counts of less than ten (10) are not shown due to FERPA.

TIME PERIOD CONSIDERATIONS:

- CP Graduates** are counted from these graduation dates = '092003', '102003', '112003', '122003', '012004', '022004', '032004', '042004', '052004', so this is essentially through the Spring term.
- TC Graduates** include 1 full academic year plus these graduation dates = '072004', '082004', '092004', '102004', '112004', '122004', so this is through the next Fall term.
- Associate Graduates** include 3 full academic years plus these graduation dates = '072006', '082006', so this includes the next 2 months of July and August.
- AC Graduates** include 4 full academic years plus these graduation dates = '072007', '082007', '092007', '102007', '112007', '122007', so this is through the next Fall term.
- Baccalaureate Graduates** include 6 full academic years plus these graduation dates = '072009', '082009', so this includes the next 2 months of July and August.

Athletic Graduation Rate Calculation - 2-Year Colleges

NOTE: This Graduation Rate calculation is based on IPEDS methodology, not the NCAA methodology.

Cohort Year selected = 2005 and Time Period Covered = AFTER THREE (3) YEARS (from AY2005 thru AY2007) for Two-Year Colleges.

#	IT	College	FICE	Cohort	Transfers		Bacc.		Adv. Cert.		Assoc.		Tech. Cert.		Cert. Prof.		Graduates		Retained		Success	
					#	%	#	%	#	%	#	%	#	%	#	%	#	%	#	%	#	%
1	2	NAC	012261			-		-		-		50.0		-		-		50.0		-		50.0
2-Year Colleges						-		-		-		50.0		-		-		50.0		-		50.0

NOTES: (1) When a student received more than one award, only the highest award was counted.

(2) Counts of less than ten (10) are not shown due to FERPA.

TIME PERIOD CONSIDERATIONS:

- CP Graduates** are counted from these graduation dates = '092004', '102004', '112004', '122004', '012005', '022005', '032005', '042005', '052005', so this is essentially through the Spring term.
- TC Graduates** include 1 full academic year plus these graduation dates = '072005', '082005', '092005', '102005', '112005', '122005', so this is through the next Fall term.
- Associate Graduates** include 3 full academic years plus these graduation dates = '072007', '082007', so this includes the next 2 months of July and August.
- AC Graduates** include 4 full academic years plus these graduation dates = '072008', '082008', '092008', '102008', '112008', '122008', so this is through the next Fall term.
- Baccalaureate Graduates** include 6 full academic years plus these graduation dates = '072010', '082010', so this includes the next 2 months of July and August.

Athletic Graduation Rate Calculation - 2-Year Colleges

NOTE: This Graduation Rate calculation is based on IPEDS methodology, not the NCAA methodology.

Cohort Year selected = 2006 and Time Period Covered = AFTER THREE (3) YEARS (from AY2006 thru AY2008) for Two-Year Colleges.

#	IT	College	FICE	Cohort	Transfers		Bacc.		Adv. Cert.		Assoc.		Tech. Cert.		Cert. Prof.		Graduates		Retained		Success	
					#	%	#	%	#	%	#	%	#	%	#	%	#	%	#	%	#	%
1	2	NAC	012261	51	20	39.2		-		-		11.8		-		-		11.8		7.8	10	19.6
2	2	UACCM	005245			50.0		-		-		-		-		-		-		-		-
2-Year Colleges				53	21	39.6		-		-		11.3		-		-		11.3		7.5	10	18.9

NOTES: (1) When a student received more than one award, only the highest award was counted.

(2) Counts of less than ten (10) are not shown due to FERPA.

TIME PERIOD CONSIDERATIONS:

- CP Graduates** are counted from these graduation dates = '092005', '102005', '112005', '122005', '012006', '022006', '032006', '042006', '052006', so this is essentially through the Spring term.
- TC Graduates** include 1 full academic year plus these graduation dates = '072006', '082006', '092006', '102006', '112006', '122006', so this is through the next Fall term.
- Associate Graduates** include 3 full academic years plus these graduation dates = '072008', '082008', so this includes the next 2 months of July and August.
- AC Graduates** include 4 full academic years plus these graduation dates = '072009', '082009', '092009', '102009', '112009', '122009', so this is through the next Fall term.
- Baccalaureate Graduates** include 6 full academic years plus these graduation dates = '072011', '082011', so this includes the next 2 months of July and August.

Athletic Graduation Rate Calculation - 2-Year Colleges

NOTE: This Graduation Rate calculation is based on IPEDS methodology, not the NCAA methodology.

Cohort Year selected = 2007 and Time Period Covered = AFTER THREE (3) YEARS (from AY2007 thru AY2009) for Two-Year Colleges.

#	IT	College	FICE	Cohort	Transfers		Bacc.		Adv. Cert.		Assoc.		Tech. Cert.		Cert. Prof.		Graduates		Retained		Success	
					#	%	#	%	#	%	#	%	#	%	#	%	#	%	#	%	#	%
1	2	NAC	012261	61	20	32.8		-		-	16	26.2		-		-	16	26.2		6.6	20	32.8
2	2	UACCM	005245			-		-		-	16.7			-		-		16.7				16.7
2-Year Colleges				67	20	29.9		-		-	17	25.4		-		-	17	25.4		6.0	21	31.3

NOTES: (1) When a student received more than one award, only the highest award was counted.

(2) Counts of less than ten (10) are not shown due to FERPA.

TIME PERIOD CONSIDERATIONS:

- 1. **CP Graduates** are counted from these graduation dates = '092006', '102006', '112006', '122006', '012007', '022007', '032007', '042007', '052007', so this is essentially though the Spring term.
- 2. **TC Graduates** include 1 full academic year plus these graduation dates = '072007', '082007', '092007', '102007', '112007', '122007', so this is through the next Fall term.
- 3. **Associate Graduates** include 3 full academic years plus these graduation dates = '072009', '082009', so this includes the next 2 months of July and August.
- 4. **AC Graduates** include 4 full academic years plus these graduation dates = '072010', '082010', '092010', '102010', '112010', '122010', so this is through the next Fall term.
- 5. **Baccalaureate Graduates** include 6 full academic years plus these graduation dates = '072012', '082012', so this includes the next 2 months of July and August.

Athletic Graduation Rate Calculation - 2-Year Colleges

NOTE: This Graduation Rate calculation is based on IPEDS methodology, not the NCAA methodology.

Cohort Year selected = 2008 and Time Period Covered = AFTER THREE (3) YEARS (from AY2008 thru AY2010) for Two-Year Colleges.

#	IT	College	FICE	Cohort	Transfers		Bacc.		Adv. Cert.		Assoc.		Tech. Cert.		Cert. Prof.		Graduates		Retained		Success	
					#	%	#	%	#	%	#	%	#	%	#	%	#	%	#	%	#	%
1	2	NAC	012261	55	16	29.1		-		-	10	18.2		-		-	10	18.2		7.3	14	25.5
2-Year Colleges				55	16	29.1		-		-	10	18.2		-		-	10	18.2		7.3	14	25.5

NOTES: (1) When a student received more than one award, only the highest award was counted.

(2) Counts of less than ten (10) are not shown due to FERPA.

TIME PERIOD CONSIDERATIONS:

- 1. **CP Graduates** are counted from these graduation dates = '092007', '102007', '112007', '122007', '012008', '022008', '032008', '042008', '052008', so this is essentially though the Spring term.
- 2. **TC Graduates** include 1 full academic year plus these graduation dates = '072008', '082008', '092008', '102008', '112008', '122008', so this is through the next Fall term.
- 3. **Associate Graduates** include 3 full academic years plus these graduation dates = '072010', '082010', so this includes the next 2 months of July and August.
- 4. **AC Graduates** include 4 full academic years plus these graduation dates = '072011', '082011', '092011', '102011', '112011', '122011', so this is through the next Fall term.
- 5. **Baccalaureate Graduates** include 6 full academic years plus these graduation dates = '072013', '082013', so this includes the next 2 months of July and August.

Athletic Graduation Rate Calculation - by Sport - FOOTBALL

NOTE: This Graduation Rate calculation is based on IPEDS methology, not the NCAA methodology.

Cohort Year selected = **2001** and Time Period Covered = AFTER SIX (6) YEARS (from AY2001 thru AY2006) for Four-Year Universities and Sport = **FOOTBALL**.

#	IT	College	FICE	Cohort	Transfers		Bacc.		Adv. Cert.		Assoc.		Tech. Cert.		Cert. Prof.		Graduates		Retained		Success	
					#	%	#	%	#	%	#	%	#	%	#	%	#	%	#	%	#	%
1	1	ASUJ	001090	22		18.2	12	54.5		-		-		-		-	12	54.5		-	12	54.5
2	1	ATU	001089	42	14	33.3	15	35.7		-		-		-		-	15	35.7		2.4	16	38.1
3	1	HSU	001098	37		21.6		13.5		-		-		-		-		13.5		13.5	10	27.0
4	1	SAUM	001107	54		11.1	17	31.5		-		-		-		-	17	31.5		3.7	19	35.2
5	1	UAF	001108	33		18.2	14	42.4		-		-		-		-	14	42.4		-	14	42.4
6	1	UAM	001085	20		35.0		30.0		-		-		-		-		30.0		5.0		35.0
7	1	UAPB	001086	16		-		50.0		-		-		-		-		50.0		6.3		56.3
8	1	UCA	001092	30		26.7		30.0		-		-		-		-		30.0		6.7	11	36.7
4-Year Universities				254	53	20.9	86	33.9		-		-		-		-	86	33.9	12	4.7	98	38.6

NOTE: This Graduation Rate calculation is based on IPEDS methology, not the NCAA methodology.

Cohort Year selected = **2002** and Time Period Covered = AFTER SIX (6) YEARS (from AY2002 thru AY2007) for Four-Year Universities and Sport = **FOOTBALL**.

#	IT	College	FICE	Cohort	Transfers		Bacc.		Adv. Cert.		Assoc.		Tech. Cert.		Cert. Prof.		Graduates		Retained		Success	
					#	%	#	%	#	%	#	%	#	%	#	%	#	%	#	%	#	%
1	1	ASUJ	001090	30		6.7	16	53.3		-		-		-		-	16	53.3		3.3	17	56.7
2	1	ATU	001089	57	24	42.1	13	22.8		-		-		-		-	13	22.8		8.8	18	31.6
3	1	HSU	001098	41		17.1	13	31.7		-		-		-		-	13	31.7		7.3	16	39.0
4	1	SAUM	001107	29		3.4	11	37.9		-		-		-		-	11	37.9		-	11	37.9
5	1	UAF	001108	35		8.6	18	51.4		-		-		-		-	18	51.4		5.7	20	57.1
6	1	UAM	001085	22		36.4		18.2		-		-		-		-		18.2		-		18.2
7	1	UAPB	001086	10		10.0		40.0		-		-		-		-		40.0		20.0		60.0
8	1	UCA	001092			-		50.0		-		-		-		-		50.0		50.0		100.0
4-Year Universities				226	46	20.4	80	35.4		-		-		-		-	80	35.4	14	6.2	94	41.6

NOTE: This Graduation Rate calculation is based on IPEDS methology, not the NCAA methodology.

Cohort Year selected = **2003** and Time Period Covered = AFTER SIX (6) YEARS (from AY2003 thru AY2008) for Four-Year Universities and Sport = **FOOTBALL**.

#	IT	College	FICE	Cohort	Transfers		Bacc.		Adv. Cert.		Assoc.		Tech. Cert.		Cert. Prof.		Graduates		Retained		Success	
					#	%	#	%	#	%	#	%	#	%	#	%	#	%	#	%	#	%
1	1	ASUJ	001090	26		11.5		30.8		-		-		-		-		30.8		3.8		34.6
2	1	ATU	001089	45		20.0	16	35.6		-		-		-		-	16	35.6		4.4	18	40.0
3	1	HSU	001098	28		17.9		28.6		-		-		-		-		28.6		14.3	12	42.9
4	1	SAUM	001107	36		11.1		13.9		-		-		-		-		13.9		5.6		19.4
5	1	UAF	001108	39		15.4	15	38.5		-		-		-		-	15	38.5		12.8	20	51.3
6	1	UAM	001085	21		23.8		-		-		-		-		-		-		9.5		9.5
7	1	UAPB	001086	15		20.0		33.3		-		-		-		-		33.3		-		33.3
8	1	UCA	001092	24		16.7		29.2		-		-		-		-		29.2		4.2		33.3
4-Year Universities				234	39	16.7	64	27.4		-		-		-		-	64	27.4	17	7.3	81	34.6

NOTE: This Graduation Rate calculation is based on IPEDS methodology, not the NCAA methodology.

Cohort Year selected = **2004** and Time Period Covered = AFTER SIX (6) YEARS (from AY2004 thru AY2009) for Four-Year Universities and Sport = **FOOTBALL**.

#	IT	College	FICE	Cohort	Transfers		Bacc.		Adv. Cert.		Assoc.		Tech. Cert.		Cert. Prof.		Graduates		Retained		Success	
					#	%	#	%	#	%	#	%	#	%	#	%	#	%	#	%	#	%
1	1	ASUJ	001090	22		22.7	12	54.5		-		-		-		-	12	54.5		-	12	54.5
2	1	ATU	001089	55	19	34.5	12	21.8		-		-		-		-	12	21.8		3.6	14	25.5
3	1	HSU	001098	37		8.1	12	32.4		-		-		-		-	12	32.4		5.4	14	37.8
4	1	SAUM	001107	22		4.5		31.8		-		-		-		-		31.8		4.5		36.4
5	1	UAF	001108	39		23.1	16	41.0		-		-		-		-	16	41.0		7.7	19	48.7
6	1	UAM	001085	31		25.8		3.2		-	3.2		-		-			6.5		-		6.5
7	1	UAPB	001086	11		9.1		27.3		-		-		-		-		27.3		-		27.3
8	1	UCA	001092	40		22.5	16	40.0		-		-		-		-	16	40.0		5.0	18	45.0
4-Year Universities				257	55	21.4	79	30.7		-	0.4		-		-		80	31.1	10	3.9	90	35.0

NOTE: This Graduation Rate calculation is based on IPEDS methodology, not the NCAA methodology.

Cohort Year selected = **2005** and Time Period Covered = AFTER SIX (6) YEARS (from AY2005 thru AY2010) for Four-Year Universities and Sport = **FOOTBALL**.

#	IT	College	FICE	Cohort	Transfers		Bacc.		Adv. Cert.		Assoc.		Tech. Cert.		Cert. Prof.		Graduates		Retained		Success	
					#	%	#	%	#	%	#	%	#	%	#	%	#	%	#	%	#	%
1	1	ASUJ	001090	33		15.2	17	51.5		-		-		-		-	17	51.5		-	17	51.5
2	1	ATU	001089	38	10	26.3	14	36.8		-		-		-		-	14	36.8		2.6	15	39.5
3	1	HSU	001098	44		20.5		11.4		-		-		-		-		11.4		4.5		15.9
4	1	SAUM	001107	52		1.9	11	21.2		-		-		-		-	11	21.2		-	11	21.2
5	1	UAF	001108	46		13.0	15	32.6		-		-		-		-	15	32.6		4.3	17	37.0
6	1	UAM	001085			33.3		-		-		-		-		-		-		-		-
7	1	UAPB	001086	12		8.3		41.7		-		-		-		-		41.7		-		41.7
8	1	UCA	001092	35		17.1		25.7		-		-		-		-		25.7		2.9	10	28.6
4-Year Universities				266	40	15.0	76	28.6		-		-		-		-	76	28.6		2.3	82	30.8

Athletic Graduation Rate Calculation - by Sport - MEN'S BASKETBALL

NOTE: This Graduation Rate calculation is based on IPEDS methodology, not the NCAA methodology.

Cohort Year selected = **2001** and Time Period Covered = AFTER SIX (6) YEARS (from AY2001 thru AY2006) for Four-Year Universities and Sport = **MEN'S BASKETBALL**.

#	IT	College	FICE	Cohort	Transfers		Bacc.		Adv. Cert.		Assoc.		Tech. Cert.		Cert. Prof.		Graduates		Retained		Success	
					#	%	#	%	#	%	#	%	#	%	#	%	#	%	#	%	#	%
1	1	ASUJ	001090			-		-		-		-		-		-		-		50.0		50.0
2	1	ATU	001089			25.0		25.0		-		-		-		-		25.0		12.5		37.5
3	1	HSU	001098			66.7		-		-		-		-		-		-		33.3		33.3
4	1	SAUM	001107			50.0		50.0		-		-		-		-		50.0		-		50.0
5	1	UAF	001108			-		-		-		-		-		-		-		-		-
6	1	UAFS	001110			-		16.7		-	83.3		-		-			100.0		-		100.0
7	1	UALR	001101			20.0		80.0		-		-		-		-		80.0		-		80.0
8	1	UAM	001085			-		-		-		-		-		-		-		-		-
9	1	UAPB	001086			20.0		20.0		-		-		-		-		20.0		20.0		40.0
10	1	UCA	001092			33.3		33.3		-		-		-		-		33.3		-		33.3
4-Year Universities				36		22.2	10	27.8		-	13.9		-		-		15	41.7		11.1	19	52.8

NOTE: This Graduation Rate calculation is based on IPEDS methodology, not the NCAA methodology.

Cohort Year selected = **2002** and Time Period Covered = AFTER SIX (6) YEARS (from AY2002 thru AY2007) for Four-Year Universities and Sport = **MEN'S BASKETBALL**.

#	IT	College	FICE	Cohort	Transfers		Bacc.		Adv. Cert.		Assoc.		Tech. Cert.		Cert. Prof.		Graduates		Retained		Success	
					#	%	#	%	#	%	#	%	#	%	#	%	#	%	#	%	#	%
1	1	ASUJ	001090			-		50.0		-		-		-		-		50.0		-		50.0
2	1	ATU	001089			50.0		50.0		-		-		-		-		50.0		-		50.0
3	1	UAF	001108			-		-		-		-		-		-		-		-		-
4	1	UAFS	001110			25.0		-		-	25.0		-		-		-	25.0		-		25.0
5	1	UALR	001101			40.0		20.0		-	-		-		-		-	20.0		-		20.0
6	1	UAM	001085			-		100.0		-	-		-		-		-	100.0		-		100.0
7	1	UAPB	001086			-		-		-	-		-		-		-	-		-		-
4-Year Universities				20		20.0		25.0		-	5.0		-		-		-	30.0		-		30.0

NOTE: This Graduation Rate calculation is based on IPEDS methodology, not the NCAA methodology.

Cohort Year selected = **2003** and Time Period Covered = AFTER SIX (6) YEARS (from AY2003 thru AY2008) for Four-Year Universities and Sport = **MEN'S BASKETBALL**.

#	IT	College	FICE	Cohort	Transfers		Bacc.		Adv. Cert.		Assoc.		Tech. Cert.		Cert. Prof.		Graduates		Retained		Success	
					#	%	#	%	#	%	#	%	#	%	#	%	#	%	#	%	#	%
1	1	ASUJ	001090			-		50.0		-		-		-		-		50.0		-		50.0
2	1	ATU	001089			42.9		28.6		-	-		-		-		-	28.6		-		28.6
3	1	HSU	001098			-		50.0		-	-		-		-		-	50.0		-		50.0
4	1	UAF	001108			-		40.0		-	-		-		-		-	40.0		-		40.0
5	1	UAFS	001110			-		-		-	50.0		-		-		-	50.0		-		50.0
6	1	UALR	001101			-		-		-	-		-		-		-	-		-		-
7	1	UAM	001085			50.0		-		-	-		-		-		-	-		-		-
8	1	UAPB	001086			-		-		-	-		-		-		-	-		-		-
9	1	UCA	001092			-		-		-	-		-		-		-	-		-		-
4-Year Universities				31		16.1		19.4		-	9.7		-		-		-	29.0		-		29.0

NOTE: This Graduation Rate calculation is based on IPEDS methodology, not the NCAA methodology.

Cohort Year selected = **2004** and Time Period Covered = AFTER SIX (6) YEARS (from AY2004 thru AY2009) for Four-Year Universities and Sport = **MEN'S BASKETBALL**.

#	IT	College	FICE	Cohort	Transfers		Bacc.		Adv. Cert.		Assoc.		Tech. Cert.		Cert. Prof.		Graduates		Retained		Success		
					#	%	#	%	#	%	#	%	#	%	#	%	#	%	#	%	#	%	
1	1	ASUJ	001090			-		40.0		-	-		-		-		-	40.0		-		40.0	
2	1	ATU	001089			100.0		-		-	-		-		-		-	-		-		-	
3	1	HSU	001098			66.7		33.3		-	-		-		-		-	33.3		-		33.3	
4	1	SAUM	001107			-		50.0		-	-		-		-		-	50.0		-		50.0	
5	1	UAF	001108			-		-		-	-		-		-		-	-		40.0		40.0	
6	1	UAFS	001110			40.0		-		-	40.0		-		-		-	40.0		-		40.0	
7	1	UALR	001101			-		-		-	-		-		-		-	-		-		-	
8	1	UAM	001085			75.0		-		-	-		-		-		-	-		-		-	
9	1	UAPB	001086			-		20.0		-	-		-		-		-	20.0		20.0		40.0	
10	1	UCA	001092			16.7		33.3		-	-		-		-		-	33.3		-		33.3	
4-Year Universities				39		23.1		17.9		-	5.1		-		-		-	23.1		7.7		12	30.8

NOTE: This Graduation Rate calculation is based on IPEDS methodology, not the NCAA methodology.

Cohort Year selected = 2005 and Time Period Covered = AFTER SIX (6) YEARS (from AY2005 thru AY2010) for Four-Year Universities and Sport = MEN'S BASKETBALL.

#	IT	College	FICE	Cohort	Transfers		Bacc.		Adv. Cert.		Assoc.		Tech. Cert.		Cert. Prof.		Graduates		Retained		Success		
					#	%	#	%	#	%	#	%	#	%	#	%	#	%	#	%	#	%	
1	1	ASUJ	001090			50.0		-		-		-		-		-		-		-		-	
2	1	ATU	001089			83.3		-		-		-		-		-		-		-		-	
3	1	HSU	001098			50.0		-		-		-		-		-		-		-		-	
4	1	SAUM	001107			14.3		57.1		-		-		-		-		57.1		14.3		71.4	
5	1	UAF	001108			-		50.0		-		-		-		-		50.0		-		50.0	
6	1	UAFS	001110			14.3		-		-		42.9		-		-		42.9		-		42.9	
7	1	UALR	001101			-		75.0		-		-		-		-		75.0		-		75.0	
8	1	UAPB	001086			-		66.7		-		-		-		-		66.7		-		66.7	
4-Year Universities				35		25.7		11	31.4		-		8.6		-		-	14	40.0		2.9	15	42.9

Athletic Graduation Rate Calculation - by Sport - WOMEN'S BASKETBALL

NOTE: This Graduation Rate calculation is based on IPEDS methodology, not the NCAA methodology.

Cohort Year selected = 2001 and Time Period Covered = AFTER SIX (6) YEARS (from AY2001 thru AY2006) for Four-Year Universities and Sport = WOMEN'S BASKETBALL.

#	IT	College	FICE	Cohort	Transfers		Bacc.		Adv. Cert.		Assoc.		Tech. Cert.		Cert. Prof.		Graduates		Retained		Success		
					#	%	#	%	#	%	#	%	#	%	#	%	#	%	#	%	#	%	
1	1	ASUJ	001090			20.0		20.0		-		-		-		-		20.0		-		20.0	
2	1	ATU	001089			37.5		62.5		-		-		-		-		62.5		-		62.5	
3	1	HSU	001098			-		25.0		-		-		-		-		25.0		-		25.0	
4	1	SAUM	001107			20.0		80.0		-		-		-		-		80.0		-		80.0	
5	1	UAF	001108			25.0		25.0		-		-		-		-		25.0		-		25.0	
6	1	UAFS	001110			16.7		-		-		16.7		-		-		16.7		-		16.7	
7	1	UALR	001101			-		50.0		-		-		-		-		50.0		-		50.0	
8	1	UAM	001085			-		100.0		-		-		-		-		100.0		-		100.0	
9	1	UAPB	001086			-		50.0		-		-		-		-		50.0		-		50.0	
10	1	UCA	001092			14.3		71.4		-		-		-		-		71.4		-		71.4	
4-Year Universities				47		17.0		22	46.8		-		2.1		-		-	23	48.9		-	23	48.9

NOTE: This Graduation Rate calculation is based on IPEDS methodology, not the NCAA methodology.

Cohort Year selected = 2002 and Time Period Covered = AFTER SIX (6) YEARS (from AY2002 thru AY2007) for Four-Year Universities and Sport = WOMEN'S BASKETBALL.

#	IT	College	FICE	Cohort	Transfers		Bacc.		Adv. Cert.		Assoc.		Tech. Cert.		Cert. Prof.		Graduates		Retained		Success		
					#	%	#	%	#	%	#	%	#	%	#	%	#	%	#	%	#	%	
1	1	ASUJ	001090			33.3		33.3		-		-		-		-		33.3		-		33.3	
2	1	ATU	001089			33.3		66.7		-		-		-		-		66.7		-		66.7	
3	1	HSU	001098			60.0		40.0		-		-		-		-		40.0		-		40.0	
4	1	SAUM	001107			-		80.0		-		-		-		-		80.0		-		80.0	
5	1	UAF	001108			-		-		-		-		-		-		-		-		-	
6	1	UAFS	001110			33.3		-		-		66.7		-		-		66.7		-		66.7	
7	1	UALR	001101			-		25.0		-		-		-		-		25.0		-		25.0	
8	1	UAM	001085			-		100.0		-		-		-		-		100.0		-		100.0	
9	1	UAPB	001086			-		50.0		-		-		-		-		50.0		-		50.0	
10	1	UCA	001092			33.3		33.3		-		-		-		-		33.3		-		33.3	
4-Year Universities				30		23.3		13	43.3		-		6.7		-		-	15	50.0		-	15	50.0

NOTE: This Graduation Rate calculation is based on IPEDS methodology, not the NCAA methodology.

Cohort Year selected = **2003** and Time Period Covered = AFTER SIX (6) YEARS (from AY2003 thru AY2008) for Four-Year Universities and Sport = **WOMEN'S BASKETBALL**.

#	IT	College	FICE	Cohort	Transfers		Bacc.		Adv. Cert.		Assoc.		Tech. Cert.		Cert. Prof.		Graduates		Retained		Success		
					#	%	#	%	#	%	#	%	#	%	#	%	#	%	#	%	#	%	
1	1	ASUJ	001090			-		66.7		-		-		-		-		66.7		-		66.7	
2	1	ATU	001089			50.0		50.0		-		-		-		-		50.0		-		50.0	
3	1	SAUM	001107			25.0		25.0		-		-		-		-		25.0		-		25.0	
4	1	UAF	001108			40.0		60.0		-		-		-		-		60.0		-		60.0	
5	1	UAFS	001110	11		9.1		-		-		54.5		-		-		54.5		9.1		63.6	
6	1	UALR	001101			60.0		20.0		-		-		-		-		20.0		-		20.0	
7	1	UAM	001085			-		40.0		-		-		-		-		40.0		-		40.0	
8	1	UAPB	001086			-		66.7		-		-		-		-		66.7		-		66.7	
9	1	UCA	001092			-		50.0		-		-		-		-		50.0		50.0		100.0	
4-Year Universities				42		21.4	14	33.3		-		14.3		-		-		20	47.6		4.8	22	52.4

NOTE: This Graduation Rate calculation is based on IPEDS methodology, not the NCAA methodology.

Cohort Year selected = **2004** and Time Period Covered = AFTER SIX (6) YEARS (from AY2004 thru AY2009) for Four-Year Universities and Sport = **WOMEN'S BASKETBALL**.

#	IT	College	FICE	Cohort	Transfers		Bacc.		Adv. Cert.		Assoc.		Tech. Cert.		Cert. Prof.		Graduates		Retained		Success		
					#	%	#	%	#	%	#	%	#	%	#	%	#	%	#	%	#	%	
1	1	ASUJ	001090			50.0		50.0		-		-		-		-		50.0		-		50.0	
2	1	ATU	001089			33.3		50.0		-		-		-		-		50.0		-		50.0	
3	1	HSU	001098			-		-		-		-		-		-		-		-		-	
4	1	SAUM	001107			25.0		25.0		-		-		-		-		25.0		-		25.0	
5	1	UAF	001108			-		100.0		-		-		-		-		100.0		-		100.0	
6	1	UAFS	001110			33.3		-		-		33.3		-		-		33.3		-		33.3	
7	1	UALR	001101			25.0		75.0		-		-		-		-		75.0		-		75.0	
8	1	UAM	001085			-		100.0		-		-		-		-		100.0		-		100.0	
9	1	UAPB	001086			25.0		50.0		-		-		-		-		50.0		-		50.0	
10	1	UCA	001092			-		66.7		-		-		-		-		66.7		16.7		83.3	
4-Year Universities				42	10	23.8	19	45.2		-		4.8		-		-		21	50.0		2.4	22	52.4

NOTE: This Graduation Rate calculation is based on IPEDS methodology, not the NCAA methodology.

Cohort Year selected = **2005** and Time Period Covered = AFTER SIX (6) YEARS (from AY2005 thru AY2010) for Four-Year Universities and Sport = **WOMEN'S BASKETBALL**.

#	IT	College	FICE	Cohort	Transfers		Bacc.		Adv. Cert.		Assoc.		Tech. Cert.		Cert. Prof.		Graduates		Retained		Success		
					#	%	#	%	#	%	#	%	#	%	#	%	#	%	#	%	#	%	
1	1	ASUJ	001090			-		40.0		-		-		-		-		40.0		-		40.0	
2	1	ATU	001089			50.0		50.0		-		-		-		-		50.0		-		50.0	
3	1	HSU	001098			-		50.0		-		-		-		-		50.0		-		50.0	
4	1	SAUM	001107			-		50.0		-		-		-		-		50.0		25.0		75.0	
5	1	UAF	001108			-		100.0		-		-		-		-		100.0		-		100.0	
6	1	UAFS	001110			20.0		-		-		80.0		-		-		80.0		-		80.0	
7	1	UALR	001101			16.7		50.0		-		-		-		-		50.0		-		50.0	
8	1	UAPB	001086			-		60.0		-		-		-		-		60.0		-		60.0	
9	1	UCA	001092			-		33.3		-		-		-		-		33.3		-		33.3	
4-Year Universities				33		9.1	14	42.4		-		12.1		-		-		18	54.5		3.0	19	57.6

Athletic Graduation Rate Calculation - by Sport - ALL OTHERS

NOTE: This Graduation Rate calculation is based on IPEDS methodology, not the NCAA methodology.

Cohort Year selected = 2001 and Time Period Covered = AFTER SIX (6) YEARS (from AY2001 thru AY2006) for Four-Year Universities and Sport = ALL OTHERS.

#	IT	College	FICE	Cohort	Transfers		Bacc.		Adv. Cert.		Assoc.		Tech. Cert.		Cert. Prof.		Graduates		Retained		Success	
					#	%	#	%	#	%	#	%	#	%	#	%	#	%	#	%	#	%
1	1	ASUJ	001090	36		19.4	19	52.8		-		-		-		-	19	52.8		5.6	21	58.3
2	1	ATU	001089	19		26.3	12	63.2		-		-		-		-	12	63.2		-	12	63.2
3	1	HSU	001098	44		18.2	15	34.1		-		-		-		-	15	34.1		6.8	18	40.9
4	1	SAUM	001107	52		5.8	22	42.3		-		-		-		-	22	42.3		1.9	23	44.2
5	1	UAF	001108	67		4.5	40	59.7		-		-		-		-	40	59.7		1.5	41	61.2
6	1	UAFS	001110	13		30.8		7.7		-		46.2		-		-		53.8		-		53.8
7	1	UALR	001101	38		7.9	22	57.9		-		-		-		-	22	57.9		-	22	57.9
8	1	UAM	001085			-		40.0		-		-		-		-		40.0		-		40.0
9	1	UAPB	001086	22		4.5	13	59.1		-		-		-		-	13	59.1		4.5	14	63.6
10	1	UCA	001092	51		17.6	26	51.0		-		-		-		-	26	51.0		7.8	30	58.8
4-Year Universities				347	43	12.4	172	49.6		-		1.7		-		-	178	51.3	12	3.5	190	54.8

NOTE: This Graduation Rate calculation is based on IPEDS methodology, not the NCAA methodology.

Cohort Year selected = 2002 and Time Period Covered = AFTER SIX (6) YEARS (from AY2002 thru AY2007) for Four-Year Universities and Sport = ALL OTHERS.

#	IT	College	FICE	Cohort	Transfers		Bacc.		Adv. Cert.		Assoc.		Tech. Cert.		Cert. Prof.		Graduates		Retained		Success	
					#	%	#	%	#	%	#	%	#	%	#	%	#	%	#	%	#	%
1	1	ASUJ	001090	28		10.7	18	64.3		-		-		-		-	18	64.3		-	18	64.3
2	1	ATU	001089	23		17.4	12	52.2		-		-		-		-	12	52.2		-	12	52.2
3	1	HSU	001098	42	10	23.8		16.7		-		-		-		-		16.7		9.5	11	26.2
4	1	SAUM	001107	39		20.5	13	33.3		-		-		-		-	13	33.3		2.6	14	35.9
5	1	UAF	001108	68		2.9	43	63.2		-		-		-		-	43	63.2		-	43	63.2
6	1	UAFS	001110	22		27.3		18.2		-		27.3		-		-	10	45.5		-	10	45.5
7	1	UALR	001101	21		19.0		28.6		-		-		-		-		28.6		9.5		38.1
8	1	UAM	001085			33.3		66.7		-		-		-		-		66.7		-		66.7
9	1	UAPB	001086	28		3.6	16	57.1		-		-		-		-	16	57.1		3.6	17	60.7
10	1	UCA	001092	24		12.5	14	58.3		-		-		-		-	14	58.3		8.3	16	66.7
4-Year Universities				301	43	14.3	137	45.5		-		2.0		-		-	143	47.5	10	3.3	153	50.8

NOTE: This Graduation Rate calculation is based on IPEDS methodology, not the NCAA methodology.

Cohort Year selected = 2003 and Time Period Covered = AFTER SIX (6) YEARS (from AY2003 thru AY2008) for Four-Year Universities and Sport = ALL OTHERS.

#	IT	College	FICE	Cohort	Transfers		Bacc.		Adv. Cert.		Assoc.		Tech. Cert.		Cert. Prof.		Graduates		Retained		Success		
					#	%	#	%	#	%	#	%	#	%	#	%	#	%	#	%	#	%	
1	1	ASUJ	001090	42		9.5	17	40.5		-		-		-		-	17	40.5		2.4	18	42.9	
2	1	ATU	001089	32		21.9	18	56.3		-		-		-		-	18	56.3		6.3	20	62.5	
3	1	HSU	001098	40		12.5	14	35.0		-		-		-		-	14	35.0		2.5	15	37.5	
4	1	SAUM	001107	21		9.5		23.8		-		-		-		-		23.8		-		23.8	
5	1	UAF	001108	77		5.2	42	54.5		-		-		-		-	42	54.5		1.3	43	55.8	
6	1	UAFS	001110	25		36.0		-		-	12	48.0		-		-	12	48.0		-	12	48.0	
7	1	UALR	001101	33		6.1	15	45.5		-		-		-		-	15	45.5		12.1	19	57.6	
8	1	UAM	001085	23		21.7		34.8		-		4.3		-		-		39.1		4.3	10	43.5	
9	1	UAPB	001086	25		-	15	60.0		-		-		-		-	15	60.0		-	15	60.0	
10	1	UCA	001092	55		16.4	29	52.7		-		-		-		-	29	52.7		3.6	31	56.4	
4-Year Universities				373	47	12.6	163	43.7		-		13	3.5		-		-	176	47.2	12	3.2	188	50.4

NOTE: This Graduation Rate calculation is based on IPEDS methology, not the NCAA methodology.

Cohort Year selected = **2004** and Time Period Covered = AFTER SIX (6) YEARS (from AY2004 thru AY2009) for Four-Year Universities and Sport = **ALL OTHERS**.

#	IT	College	FICE	Cohort	Transfers		Bacc.		Adv. Cert.		Assoc.		Tech. Cert.		Cert. Prof.		Graduates		Retained		Success	
					#	%	#	%	#	%	#	%	#	%	#	%	#	%	#	%	#	%
1	1	ASUJ	001090	33		9.1	17	51.5		-		-		-		-	17	51.5		3.0	18	54.5
2	1	ATU	001089	54	16	29.6	20	37.0		-		-		-		-	20	37.0		5.6	23	42.6
3	1	HSU	001098	43		11.6	22	51.2		-		-		-		-	22	51.2		2.3	23	53.5
4	1	SAUM	001107	35		22.9	16	45.7		-		-		-		-	16	45.7		-	16	45.7
5	1	UAF	001108	77		5.2	47	61.0		-		-		-		-	47	61.0		-	47	61.0
6	1	UAFS	001110	13		23.1		-		-	46.2		-		-	-		46.2		-		46.2
7	1	UALR	001101	36		13.9	10	27.8		-		-		-		-	10	27.8		2.8	11	30.6
8	1	UAM	001085			11.1		44.4		-		-		-		-		44.4		-		44.4
9	1	UAPB	001086	17		5.9		41.2		-		-		-		-		41.2		11.8		52.9
10	1	UCA	001092	48		16.7	27	56.3		-		-		-		-	27	56.3		2.1	28	58.3
4-Year Universities				365	54	14.8	170	46.6		-	1.6		-		-	-	176	48.2		2.5	185	50.7

NOTE: This Graduation Rate calculation is based on IPEDS methology, not the NCAA methodology.

Cohort Year selected = **2005** and Time Period Covered = AFTER SIX (6) YEARS (from AY2005 thru AY2010) for Four-Year Universities and Sport = **ALL OTHERS**.

#	IT	College	FICE	Cohort	Transfers		Bacc.		Adv. Cert.		Assoc.		Tech. Cert.		Cert. Prof.		Graduates		Retained		Success	
					#	%	#	%	#	%	#	%	#	%	#	%	#	%	#	%	#	%
1	1	ASUJ	001090	47		8.5	19	40.4		-		-		-		-	19	40.4		-	19	40.4
2	1	ATU	001089	27		25.9	13	48.1		-		-		-		-	13	48.1		-	13	48.1
3	1	HSU	001098	49		10.2	17	34.7		-		-		-		-	17	34.7		2.0	18	36.7
4	1	SAUM	001107	57		8.8	25	43.9		-		-		-		-	25	43.9		1.8	26	45.6
5	1	UAF	001108	83		6.0	46	55.4		-		-		-		-	46	55.4		2.4	48	57.8
6	1	UAFS	001110	22		13.6		22.7		-	27.3		-		-	-	11	50.0		4.5	12	54.5
7	1	UALR	001101	35		11.4	11	31.4		-		-		-		-	11	31.4		-	11	31.4
8	1	UAPB	001086	17		5.9		41.2		-		-		-		-		41.2		5.9		47.1
9	1	UCA	001092	46		4.3	29	63.0		-		-		-		-	29	63.0		2.2	30	65.2
4-Year Universities				383	36	9.4	172	44.9		-	1.6		-		-	-	178	46.5		1.8	185	48.3

Athletic Graduation Rate Calculation - by Sport - MEN'S BASKETBALL

NOTE: This Graduation Rate calculation is based on IPEDS methology, not the NCAA methodology.

Cohort Year selected = 2004 and Time Period Covered = AFTER THREE (3) YEARS (from AY2004 thru AY2006) for Two-Year Colleges and Sport = MEN'S BASKETBALL.

#	IT	College	FICE	Cohort	Transfers		Bacc.		Adv. Cert.		Assoc.		Tech. Cert.		Cert. Prof.		Graduates		Retained		Success	
					#	%	#	%	#	%	#	%	#	%	#	%	#	%	#	%	#	%
1	2	NAC	012261			16.7		-		-		83.3		-		-		83.3		-		83.3
2-Year Colleges						16.7		-		-		83.3		-		-		83.3		-		83.3

NOTE: This Graduation Rate calculation is based on IPEDS methology, not the NCAA methodology.

Cohort Year selected = 2005 and Time Period Covered = AFTER THREE (3) YEARS (from AY2005 thru AY2007) for Two-Year Colleges and Sport = MEN'S BASKETBALL.

#	IT	College	FICE	Cohort	Transfers		Bacc.		Adv. Cert.		Assoc.		Tech. Cert.		Cert. Prof.		Graduates		Retained		Success	
					#	%	#	%	#	%	#	%	#	%	#	%	#	%	#	%	#	%
1	2	NAC	012261			-		-		-		100.0		-		-		100.0		-		100.0
2-Year Colleges						-		-		-		100.0		-		-		100.0		-		100.0

NOTE: This Graduation Rate calculation is based on IPEDS methology, not the NCAA methodology.

Cohort Year selected = 2006 and Time Period Covered = AFTER THREE (3) YEARS (from AY2006 thru AY2008) for Two-Year Colleges and Sport = MEN'S BASKETBALL.

#	IT	College	FICE	Cohort	Transfers		Bacc.		Adv. Cert.		Assoc.		Tech. Cert.		Cert. Prof.		Graduates		Retained		Success	
					#	%	#	%	#	%	#	%	#	%	#	%	#	%	#	%	#	%
1	2	NAC	012261			28.6		-		-		28.6		-		-		28.6		-		28.6
2-Year Colleges						28.6		-		-		28.6		-		-		28.6		-		28.6

NOTE: This Graduation Rate calculation is based on IPEDS methology, not the NCAA methodology.

Cohort Year selected = 2007 and Time Period Covered = AFTER THREE (3) YEARS (from AY2007 thru AY2009) for Two-Year Colleges and Sport = MEN'S BASKETBALL.

#	IT	College	FICE	Cohort	Transfers		Bacc.		Adv. Cert.		Assoc.		Tech. Cert.		Cert. Prof.		Graduates		Retained		Success	
					#	%	#	%	#	%	#	%	#	%	#	%	#	%	#	%	#	%
1	2	NAC	012261			22.2		-		-		22.2		-		-		22.2		11.1		33.3
2-Year Colleges						22.2		-		-		22.2		-		-		22.2		11.1		33.3

NOTE: This Graduation Rate calculation is based on IPEDS methology, not the NCAA methodology.

Cohort Year selected = 2008 and Time Period Covered = AFTER THREE (3) YEARS (from AY2008 thru AY2010) for Two-Year Colleges and Sport = MEN'S BASKETBALL.

#	IT	College	FICE	Cohort	Transfers		Bacc.		Adv. Cert.		Assoc.		Tech. Cert.		Cert. Prof.		Graduates		Retained		Success	
					#	%	#	%	#	%	#	%	#	%	#	%	#	%	#	%	#	%
1	2	NAC	012261	15		13.3		-		-		26.7		-		-		26.7		20.0		46.7
2-Year Colleges				15		13.3		-		-		26.7		-		-		26.7		20.0		46.7

Athletic Graduation Rate Calculation - by Sport - WOMEN'S BASKETBALL

NOTE: This Graduation Rate calculation is based on IPEDS methology, not the NCAA methodology.

Cohort Year selected = **2004** and Time Period Covered = AFTER THREE (3) YEARS (from AY2004 thru AY2006) for Two-Year Colleges and Sport = **WOMEN'S BASKETBALL**.

#	IT	College	FICE	Cohort	Transfers		Bacc.		Adv. Cert.		Assoc.		Tech. Cert.		Cert. Prof.		Graduates		Retained		Success	
					#	%	#	%	#	%	#	%	#	%	#	%	#	%	#	%	#	%
1	2	NAC	012261			25.0		-		-		50.0		-		-		50.0		-		50.0
2-Year Colleges						25.0		-		-		50.0		-		-		50.0		-		50.0

NOTE: This Graduation Rate calculation is based on IPEDS methology, not the NCAA methodology.

Cohort Year selected = **2005** and Time Period Covered = AFTER THREE (3) YEARS (from AY2005 thru AY2007) for Two-Year Colleges and Sport = **WOMEN'S BASKETBALL**.

#	IT	College	FICE	Cohort	Transfers		Bacc.		Adv. Cert.		Assoc.		Tech. Cert.		Cert. Prof.		Graduates		Retained		Success	
					#	%	#	%	#	%	#	%	#	%	#	%	#	%	#	%	#	%
1	2	NAC	012261			-		-		-		100.0		-		-		100.0		-		100.0
2-Year Colleges						-		-		-		100.0		-		-		100.0		-		100.0

NOTE: This Graduation Rate calculation is based on IPEDS methology, not the NCAA methodology.

Cohort Year selected = **2006** and Time Period Covered = AFTER THREE (3) YEARS (from AY2006 thru AY2008) for Two-Year Colleges and Sport = **WOMEN'S BASKETBALL**.

#	IT	College	FICE	Cohort	Transfers		Bacc.		Adv. Cert.		Assoc.		Tech. Cert.		Cert. Prof.		Graduates		Retained		Success	
					#	%	#	%	#	%	#	%	#	%	#	%	#	%	#	%	#	%
1	2	NAC	012261	10		50.0		-		-		20.0		-		-		20.0		10.0		30.0
2-Year Colleges				10		50.0		-		-		20.0		-		-		20.0		10.0		30.0

NOTE: This Graduation Rate calculation is based on IPEDS methology, not the NCAA methodology.

Cohort Year selected = **2007** and Time Period Covered = AFTER THREE (3) YEARS (from AY2007 thru AY2009) for Two-Year Colleges and Sport = **WOMEN'S BASKETBALL**.

#	IT	College	FICE	Cohort	Transfers		Bacc.		Adv. Cert.		Assoc.		Tech. Cert.		Cert. Prof.		Graduates		Retained		Success	
					#	%	#	%	#	%	#	%	#	%	#	%	#	%	#	%	#	%
1	2	NAC	012261			16.7		-		-		83.3		-		-		83.3		-		83.3
2-Year Colleges						16.7		-		-		83.3		-		-		83.3		-		83.3

NOTE: This Graduation Rate calculation is based on IPEDS methology, not the NCAA methodology.

Cohort Year selected = **2008** and Time Period Covered = AFTER THREE (3) YEARS (from AY2008 thru AY2010) for Two-Year Colleges and Sport = **WOMEN'S BASKETBALL**.

#	IT	College	FICE	Cohort	Transfers		Bacc.		Adv. Cert.		Assoc.		Tech. Cert.		Cert. Prof.		Graduates		Retained		Success	
					#	%	#	%	#	%	#	%	#	%	#	%	#	%	#	%	#	%
1	2	NAC	012261	10		30.0		-		-		30.0		-		-		30.0		-		30.0
2-Year Colleges				10		30.0		-		-		30.0		-		-		30.0		-		30.0

Athletic Graduation Rate Calculation - by Sport - ALL OTHERS

NOTE: This Graduation Rate calculation is based on IPEDS methodology, not the NCAA methodology.

Cohort Year selected = **2004** and Time Period Covered = AFTER THREE (3) YEARS (from AY2004 thru AY2006) for Two-Year Colleges and Sport = **ALL OTHERS**.

#	IT	College	FICE	Cohort	Transfers		Bacc.		Adv. Cert.		Assoc.		Tech. Cert.		Cert. Prof.		Graduates		Retained		Success	
					#	%	#	%	#	%	#	%	#	%	#	%	#	%	#	%	#	%
1	2	NAC	012261			11.1		-		-		44.4		-		-		44.4		-		44.4
2-Year Colleges						11.1		-		-		44.4		-		-		44.4		-		44.4

NOTE: This Graduation Rate calculation is based on IPEDS methodology, not the NCAA methodology.

Cohort Year selected = **2005** and Time Period Covered = AFTER THREE (3) YEARS (from AY2005 thru AY2007) for Two-Year Colleges and Sport = **ALL OTHERS**.

#	IT	College	FICE	Cohort	Transfers		Bacc.		Adv. Cert.		Assoc.		Tech. Cert.		Cert. Prof.		Graduates		Retained		Success	
					#	%	#	%	#	%	#	%	#	%	#	%	#	%	#	%	#	%
1	2	NAC	012261			-		-		-		25.0		-		-		25.0		-		25.0
2-Year Colleges						-		-		-		25.0		-		-		25.0		-		25.0

NOTE: This Graduation Rate calculation is based on IPEDS methodology, not the NCAA methodology.

Cohort Year selected = **2006** and Time Period Covered = AFTER THREE (3) YEARS (from AY2006 thru AY2008) for Two-Year Colleges and Sport = **ALL OTHERS**.

#	IT	College	FICE	Cohort	Transfers		Bacc.		Adv. Cert.		Assoc.		Tech. Cert.		Cert. Prof.		Graduates		Retained		Success	
					#	%	#	%	#	%	#	%	#	%	#	%	#	%	#	%	#	%
1	2	NAC	012261	34	13	38.2		-		-		5.9		-		-		5.9		8.8		14.7
2	2	UACCM	005245			50.0		-		-		-		-		-		-		-		-
2-Year Colleges				36	14	38.9		-		-		5.6		-		-		5.6		8.3		13.9

NOTE: This Graduation Rate calculation is based on IPEDS methodology, not the NCAA methodology.

Cohort Year selected = **2007** and Time Period Covered = AFTER THREE (3) YEARS (from AY2007 thru AY2009) for Two-Year Colleges and Sport = **ALL OTHERS**.

#	IT	College	FICE	Cohort	Transfers		Bacc.		Adv. Cert.		Assoc.		Tech. Cert.		Cert. Prof.		Graduates		Retained		Success	
					#	%	#	%	#	%	#	%	#	%	#	%	#	%	#	%	#	%
1	2	NAC	012261	46	17	37.0		-		-		19.6		-		-		19.6		6.5		12 26.1
2	2	UACCM	005245			-		-		-		16.7		-		-		16.7		-		16.7
2-Year Colleges				52	17	32.7		-		-		10 19.2		-		-		10 19.2		5.8		13 25.0

NOTE: This Graduation Rate calculation is based on IPEDS methodology, not the NCAA methodology.

Cohort Year selected = **2008** and Time Period Covered = AFTER THREE (3) YEARS (from AY2008 thru AY2010) for Two-Year Colleges and Sport = **ALL OTHERS**.

#	IT	College	FICE	Cohort	Transfers		Bacc.		Adv. Cert.		Assoc.		Tech. Cert.		Cert. Prof.		Graduates		Retained		Success	
					#	%	#	%	#	%	#	%	#	%	#	%	#	%	#	%	#	%
1	2	NAC	012261	30	11	36.7		-		-		10.0		-		-		10.0		3.3		13.3
2-Year Colleges				30	11	36.7		-		-		10.0		-		-		10.0		3.3		13.3

NOTE: Counts of less than ten (10) are not shown due to FERPA.

ANNUAL REPORT ON PRODUCTIVITY OF RECENTLY APPROVED PROGRAMS

This agenda item summarizes degree productivity for:

- Associate and Certificate programs approved between July 1, 2006 and June 30, 2007 (Academic Year 2007), and
- Baccalaureate and Graduate programs approved between July 1, 2004 and June 30, 2005 (Academic Year 2005).

Because programs need time to develop and produce graduates, productivity for certificate and associate programs is measured for **three years** after approval, while baccalaureate and higher programs are measured for **five years** after approval.

The Arkansas Higher Education Coordinating Board (AHECB) defines productivity standards as the following:

Beginning in 2010, ADHE staff annually will identify existing certificate and degree programs that do not meet AHECB program viability standards. New certificates and associate degrees will be identified for program viability standards after three years, and bachelor's degrees and above will be identified after five years. The viability standards, based on a three-year average, are as follows:

- *An average of four (4) graduates per year for career and technical education certificates (CTE) and career and technical associate degree programs (AAS);*
- *An average of four (4) graduates per year for bachelor's degrees in science, mathematics, engineering, foreign languages, middle school education, and secondary education programs for licensure in science and mathematics;*
- *An average of six (6) graduates per year for transfer associate degrees (AA, AS, and AAT) and bachelor's programs;*
- *An average of four (4) graduates per year for master's, specialist and first-professional programs; and,*
- *An average of two (2) graduates per year for doctoral programs.*

The table below summarizes the above standards.

Degree Level	AY2010 Standard
01 Certificate of Proficiency 02 Technical Certificate 03 Associate Degree (AAS Only)	4
03 Associate Degree (AA, AS, and AAT)	6
05 Bachelor Degrees	6
05 Bachelor Degrees (in science, mathematics, engineering, foreign languages, middle school education, and secondary education programs for licensure in science and mathematics)	4
07 Master's Degree	4
08 Specialist	4
17 Doctor's Degree: Research/Scholarship	2
18 Doctor's Degree: Professional Practice (First Professional)	4

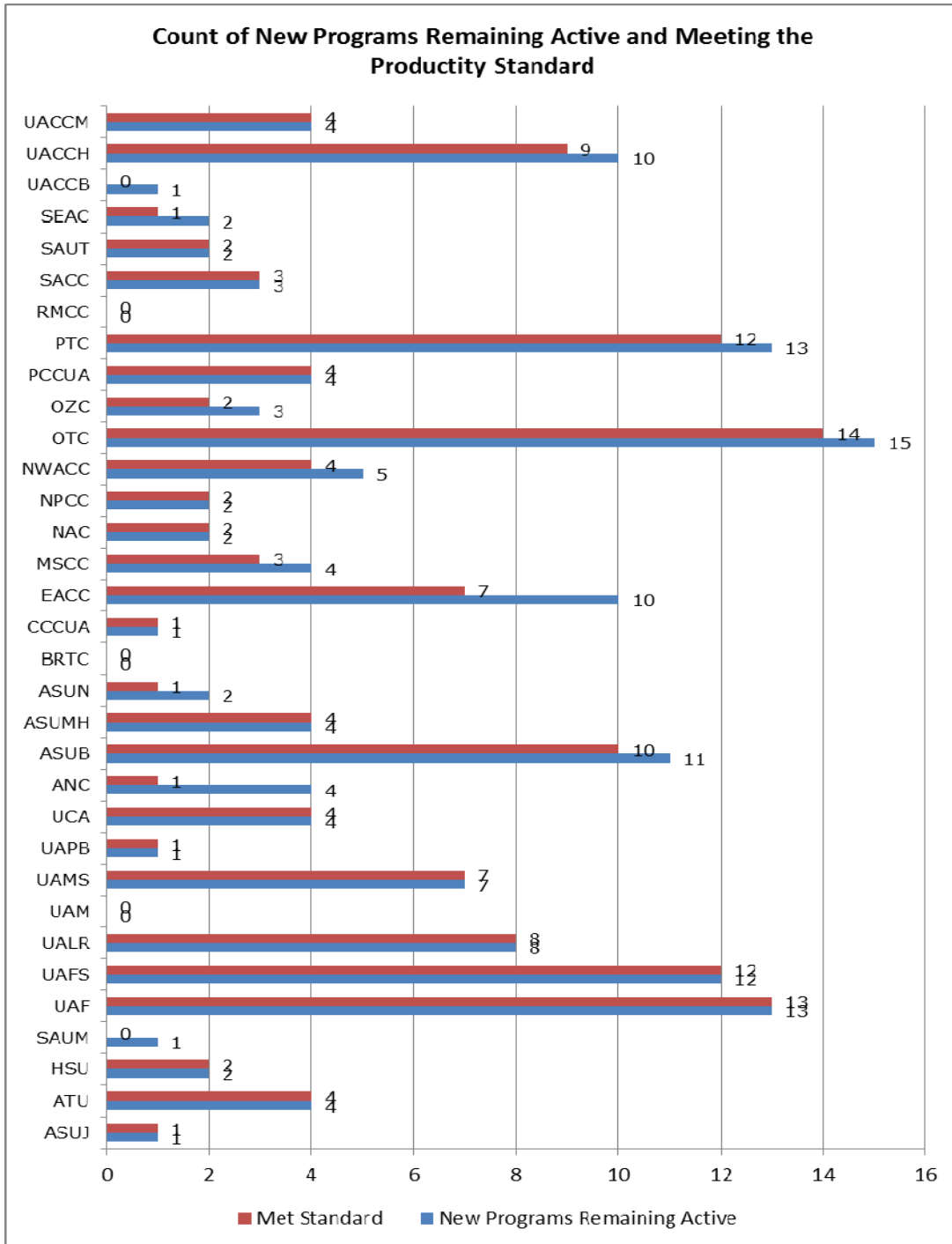
The below table summarizes the number of programs remaining active and their productivity performance during the period of the review.

Degree Levels	4-Year Universities			2-Year Colleges		
	New Programs Remaining Active	Met Standard	Percent	New Programs Remaining Active	Met Standard	Percent
Degree Levels 01-04	5	4	80.0%	102	86	84.3%
Degree Levels 05-18	48	47	97.9%	0	0	
Totals	53	51	96.2%	102	86	84.3%

For additional information, please see the following attachments.

- Attachment 6-A New Program Productivity for Degree Levels 01-04
- Attachment 6-B New Program Productivity for Degree Levels 05-18

The graph below shows the total number of new programs remaining active (blue) and the number of such programs that met the performance standard (red).



Viability for New Programs by Academic Year and Institution For Degree Levels 01, 02, 03, and 04 (Certificate of Proficiency, Technical Certificate, Associate Degree)

Academic Year = **2007** (2006-07-01 - 2007-06-30)

Productivity Years = **2008, 2009, and 2010** || Degree Level = **A: Associate and Lower (Codes 01-04)**.

* = Cognate/Embedded programs that share resources and courses. Program graduates are combined to meet viability standards

Degree Level 01 - Certificates of Proficiency

#	IT	College	Degree Level	Award	Degree Code	CIP Code	Approval Date	Status	Program Name	Grads 2008	Grads 2009	Grads 2010	Totals	Meets Standard
1	1	ATU	01	CP	0015	51.0904	08/04/2006	A	Emergency Medical Technician - Basic	33	43	59	135	
2	1	ATU	01	CP	0017	51.0904	08/04/2006	A*	Emergency Medical Technician - Intermediate	5	0	0	5	
3	1	ATU	01	CP	4750	51.1614	08/04/2006	A	Certified Nursing Assistant	1	9	21	31	
4	1	UAPB	01	CP	0190	52.0804	10/27/2006	A	Family Financial Planning	0	0	0	0	N
5	2	ANC	01	CP	0018	19.0706	08/04/2006	A	Child Development Associate	3	0	7	10	
6	2	ANC	01	CP	4719	15.0613	08/04/2006	A*	Advanced Manufacturing Technology	0	3	2	5	
7	2	ASUB	01	CP	0220	51.0805	08/04/2006	A	Pharmacy Technician	7	17	6	30	
8	2	ASUB	01	CP	3840	52.1803	08/04/2006	A	Retail Principles and Techniques	0	0	0	0	N
9	2	ASUB	01	CP	0198	15.0903	02/02/2007	A	Petroleum Technology	7	17	3	27	
10	2	ASUMH	01	CP	4905	48.0508	04/28/2006	A	Welding Technology	0	12	5	17	
11	2	ASUMH	01	CP	4745	51.0713	10/27/2006	A	Professional Medical Coder	17	0	11	28	
12	2	ASUN	01	CP	4719	15.0613	08/04/2006	A	Advanced Manufacturing Technology	0	0	0	0	N
13	2	ASUN	01	CP	4750	51.1614	10/27/2006	A	Certified Nursing Assistant	20	73	45	138	
14	2	EACC	01	CP	0105	51.0000	08/03/2007	A	Medical Professions Education	5	7	0	12	
15	2	EACC	01	CP	0383	43.0103	08/03/2007	A	Criminal Justice	12	13	15	40	
16	2	EACC	01	CP	4719	15.0613	08/04/2006	A*	Advanced Manufacturing Technology	1	3	2	6	
17	2	EACC	01	CP	0014	15.0799	04/28/2006	A*	Lean Technology	0	0	0	0	
18	2	EACC	01	CP	0220	51.2603	02/02/2007	A*	Medication Assistant	1	0	0	1	
19	2	MSCC	01	CP	4468	47.0613	08/04/2006	A	Heavy Truck Diesel Maintenance	0	1	18	19	
20	2	MSCC	01	CP	4719	15.0613	08/04/2006	A*	Advanced Manufacturing Technology	1	4	1	6	
21	2	NAC	01	CP	4787	51.1009	04/28/2006	A	Phlebotomy Technician	4	2	5	11	
22	2	NAC	01	CP	4501	46.0000	04/28/2006	A	Construction Technology	5	7	4	16	
23	2	NWACC	01	CP	0385	43.0107	02/03/2006	A	Law Enforcement	1	3	7	11	
24	2	NWACC	01	CP	0374	43.0199	04/28/2006	A*	Crime Prevention and Corrections	2	0	2	4	
25	2	NWACC	01	CP	0382	43.0106	04/28/2006	A*	Forensic Science	3	1	0	4	
26	2	OTC	01	CP	4595	46.0302	04/28/2006	A	Electrical Apprenticeship - Basic	18	20	20	58	
27	2	OTC	01	CP	4596	46.0302	04/28/2006	A	Electrical Apprenticeship - Advanced	0	17	19	36	
28	2	OTC	01	CP	0080	11.0201	04/27/2007	A	Computer Programming	0	3	14	17	
29	2	OTC	01	CP	0100	19.0701	04/27/2007	A	Family Development	0	0	0	0	N
30	2	OTC	01	CP	0150	11.1003	04/27/2007	A	Network Security	1	3	16	20	
31	2	OTC	01	CP	0220	51.2603	04/27/2007	A	Medication Assistant	5	5	0	10	N
32	2	OZC	01	CP	0045	52.0302	08/04/2006	A	Accounting	6	5	2	13	
33	2	OZC	01	CP	0701	52.0407	08/04/2006	A	Business Computer Applications	12	4	7	23	
34	2	OZC	01	CP	4591	52.9999	08/04/2006	A	Business Management	4	7	2	13	
35	2	PCCUA	01	CP	4719	15.0613	08/04/2006	A*	Advanced Manufacturing Technology	0	1	9	10	
36	2	PCCUA	01	CP	0105	51.0000	04/28/2006	A	Medical Professions Education	4	23	15	42	
37	2	PCCUA	01	CP	0080	52.1801	02/02/2007	A	Business Administration	0	5	18	23	
38	2	PTC	01	CP	0045	52.0302	02/02/2007	A	Accounting Technology	16	19	32	67	
39	2	PTC	01	CP	0469	47.0613	02/02/2007	A*	Tractor and Trailer Servicing	0	0	0	0	
40	2	PTC	01	CP	3330	47.0603	02/02/2007	A*	Damage Analysis and Estimation	0	0	1	1	
41	2	PTC	01	CP	4343	47.0699	02/02/2007	A	Tire Center Operator	0	4	77	81	
42	2	PTC	01	CP	4344	47.0409	02/02/2007	A*	Parts Specialist	0	0	0	0	
43	2	PTC	01	CP	4383	52.0408	02/02/2007	A	Office Technology	10	17	33	60	

44	2	PTC	01	CP	4469	47.0614	02/02/2007	A*	Alternative Fuels	0	0	0	0	
45	2	PTC	01	CP	4612	47.0615	02/02/2007	A*	Engine Machinist	0	0	0	0	
46	2	PTC	01	CP	4896	49.0205	02/02/2007	A	Tractor and Trailer Operation	0	1	14	15	
47	2	SAUT	01	CP	0383	43.0103	08/04/2006	A	Criminal Justice	0	0	0	0	N
48	2	SEAC	01	CP	4787	51.1009	10/27/2006	A	Phlebotomy Technology	19	20	34	73	
49	2	SEAC	01	CP	0222	51.2603	02/02/2007	A	Medication Assisting Technology	5	0	0	5	N
50	2	UACCH	01	CP	0155	11.0101	02/02/2007	A*	Information Systems	1	0	6	7	
51	2	UACCH	01	CP	0461	47.0605	02/02/2007	A*	Diesel Technology - Brakes/Power Trains	1	8	3	12	
52	2	UACCH	01	CP	0462	47.0605	02/02/2007	A*	Diesel Technology - Electrical Systems	2	2	4	8	
53	2	UACCH	01	CP	0463	47.0605	02/02/2007	A*	Diesel Technology - Chassis Systems	1	8	1	10	
54	2	UACCH	01	CP	0464	47.0605	02/02/2007	A*	Diesel Technology - Engine Systems	1	1	8	10	
55	2	UACCH	01	CP	1220	51.2603	02/02/2007	A*	Medication Assistant	0	4	0	4	
56	2	UACCM	01	CP	0198	15.0903	08/04/2006	A	Petroleum Technology	36	49	71	156	
57	2	UACCM	01	CP	4750	51.1614	04/27/2007	A	Nursing Assisting	2	12	4	18	
58	1	ASUJ	01	CP	4905	48.0508	08/04/2006	D	Welding	0	0	0	0	
59	2	ANC	01	CP	0207	52.1803	04/28/2006	D	Service and Retail Applications	2	0	0	2	
60	2	ASUMH	01	CP	4755	51.0703	10/27/2006	D	Health Unit Coordinator	7	1	0	8	
61	2	ASUMH	01	CP	4765	47.0104	10/27/2006	D	A+ Computer Technician	16	12	15	43	
62	2	PCCUA	01	CP	0220	51.2603	02/02/2007	D	Medication Assistant	0	0	0	0	
63	2	OZC	01	CP	0018	52.1206	08/04/2006	I	Information Science Technology	2	0	0	2	N

Degree Level 02 - Technical Certificates

#	IT	College	Degree Level	Award	Degree Code	CIP Code	Approval Date	Status	Program Name	Grads 2008	Grads 2009	Grads 2010	Totals	Meets Standard
1	1	ATU	02	TC	4504	15.0399	04/28/2006	A	Industrial Control Systems	7	10	10	27	
2	2	ASUB	02	TC	3667	52.0901	04/28/2006	A*	Hospitality Administration	0	4	0	4	
3	2	ASUB	02	TC	0320	51.0805	04/28/2006	A	Pharmacy Technician	10	6	4	20	
4	2	ASUB	02	TC	1382	43.0106	08/04/2006	A*	Criminal Investigation Science	0	0	0	0	
5	2	ASUB	02	TC	1388	43.0107	08/04/2006	A	Law Enforcement	7	14	10	31	
6	2	ASUB	02	TC	4865	43.0102	08/04/2006	A*	Community Corrections	2	3	0	5	
7	2	ASUMH	02	TC	0509	48.0508	04/28/2006	A*	Welding Technology	0	3	3	6	
8	2	ASUMH	02	TC	2710	51.0000	04/28/2006	A	Health Professions	7	7	4	18	
9	2	CCCUA	02	TC	4420	12.0401	02/02/2007	A	Cosmetology	0	17	25	42	
10	2	EACC	02	TC	2710	51.0000	08/03/2007	A	Health Professions	9	24	82	115	
11	2	EACC	02	TC	4486	15.0000	08/04/2006	A	Engineering Design Technology	1	0	0	1	N
12	2	EACC	02	TC	5719	15.0613	02/02/2007	A*	Advanced Manufacturing Technology	0	0	0	0	
13	2	MSCC	02	TC	5719	15.0613	02/02/2007	A*	Advanced Manufacturing Technology	0	0	0	0	
14	2	NPCC	02	TC	0180	11.0801	10/27/2006	A	Web Design	0	0	0	0	N
15	2	NWACC	02	TC	4580	12.0503	10/27/2006	A*	Culinary Arts	2	3	1	6	
16	2	OTC	02	TC	4746	51.0707	04/28/2006	A	Medical Coding	2	5	12	19	
17	2	OTC	02	TC	4730	51.0708	04/28/2006	A*	Medical Transcription	4	4	3	11	
18	2	OTC	02	TC	1560	47.0303	04/27/2007	A*	Industrial Maintenance Technology	1	0	0	1	
19	2	OTC	02	TC	1630	47.0105	04/27/2007	A*	Industrial Electronics Technology	0	0	0	0	
20	2	PCCUA	02	TC	5719	15.0613	02/02/2007	A*	Advanced Manufacturing Technology	0	1	0	1	
21	2	PTC	02	TC	4580	12.0501	10/27/2006	A	Culinary Arts	2	8	22	32	
22	2	PTC	02	TC	4585	12.0501	10/27/2006	A*	Baking and Pastry	3	2	1	6	
23	2	SACC	02	TC	4497	13.1210	10/27/2006	A	Early Childhood Education	10	8	8	26	
24	2	SAUT	02	TC	4617	47.0303	10/27/2006	A*	Industrial Maintenance	4	0	0	4	
25	2	UACCH	02	TC	1155	11.0101	02/02/2007	A*	Information Systems	2	0	5	7	
26	2	UACCM	02	TC	0298	15.0903	08/04/2006	A	Petroleum Technology	18	40	59	117	
27	1	ASUJ	02	TC	4220	12.0401	08/04/2006	D	Cosmetology	5	0	0	5	
28	1	ASUJ	02	TC	4285	52.0401	08/04/2006	D	Business Technology	8	0	0	8	
29	1	ASUJ	02	TC	4310	47.0201	08/04/2006	D	Energy Control Technology (ETC)	7	0	0	7	
30	1	ASUJ	02	TC	4330	47.0603	08/04/2006	D	Auto Body Repair	3	0	0	3	
31	1	ASUJ	02	TC	4335	47.0604	08/04/2006	D	Automotive Service Technology	3	0	0	3	

32	1	ASUJ	02	TC	4421	12.0413	08/04/2006	D	Cosmetology Instruction	0	0	0	0	
33	1	ASUJ	02	TC	4510	15.0303	08/04/2006	D	Digital Electronics Technology	6	0	0	6	
34	1	ASUJ	02	TC	4520	51.0904	08/04/2006	D	Emergency Medical Technician	0	0	0	0	
35	1	ASUJ	02	TC	4521	51.0904	08/04/2006	D	Paramedics	1	0	0	1	
36	1	ASUJ	02	TC	4660	51.1613	08/04/2006	D	Practical Nursing	19	0	0	19	
37	1	ASUJ	02	TC	4788	51.1009	08/04/2006	D	Phlebotomy	6	0	0	6	
38	1	ASUJ	02	TC	4895	49.0205	08/04/2006	D	Commercial Truck Driving	0	0	0	0	
39	2	ASUB	02	TC	4440	43.0107	04/28/2006	D	Criminal Justice	0	0	0	0	
40	2	SACC	02	TC	4890	51.0909	02/03/2006	D	Surgical Technology	0	1	2	3	

Degree Level 03 - Associate Degrees

#	IT	College	Degree Level	Award	Degree Code	CIP Code	Approval Date	Status	Program Name	Grads 2008	Grads 2009	Grads 2010	Totals	Meets Standard
1	2	ANC	03	AAS	0517	30.9999	02/02/2007	A	General Technology	0	0	0	0	N
2	2	ANC	03	AAS	6719	15.0613	02/02/2007	A	Advanced Manufacturing Technology	0	0	0	0	N
3	2	ASUB	03	AAS	0390	43.0107	04/02/2006	A	Criminal Justice	13	20	16	49	
4	2	ASUB	03	AAS	4667	52.0901	08/04/2006	A*	Hospitality Administration	0	2	4	6	
5	2	ASUB	03	AAS	0420	51.0805	08/04/2006	A*	Pharmacy Technician Science	1	6	2	9	
6	2	EACC	03	AAS	4487	15.0000	08/04/2006	A	Applied Engineering Technology	0	0	0	0	N
7	2	EACC	03	AAS	6719	15.0613	02/02/2007	A	Advanced Manufacturing Technology	0	1	0	1	N
8	2	MSCC	03	AAS	6719	15.0613	02/02/2007	A	Advanced Manufacturing Technology	0	0	3	3	N
9	2	NPCC	03	AAS	3667	52.0901	08/04/2006	A*	Hospitality Administration	0	4	5	9	
10	2	NWACC	03	AAS	6090	43.9999	04/28/2006	A*	Homeland Security and Emergency Management	2	4	2	8	
11	2	OTC	03	AAS	0705	51.0705	04/28/2006	A	Medical Office Administration	6	9	13	28	
12	2	OTC	03	AAS	0140	52.0301	04/28/2006	A*	Accounting	1	3	3	7	
13	2	OTC	03	AAS	0201	52.0201	04/28/2006	A	Management	4	3	6	13	
14	2	OTC	03	AAS	0401	52.0204	04/28/2006	A*	Office Administration	1	3	4	8	
15	2	OTC	03	ADN	0715	51.1601	08/04/2006	A	LPN/Paramedic - RN Nursing	14	23	25	62	
16	2	PTC	03	AAS	5585	12.0501	10/27/2006	A	Baking and Pastry	0	0	0	0	N
17	2	PTC	03	AAS	4590	12.0503	10/27/2006	A	Culinary Arts	4	5	14	23	
18	2	SACC	03	TC	0437	13.1210	02/07/2007	A	Early Childhood Education	7	5	4	16	
19	2	SACC	03	AAS	0835	51.0909	02/03/2006	A	Surgical Technology	0	0	4	4	N
20	2	UACCB	03	AAS	0241	47.0608	10/27/2006	A*	Aviation Maintenance	0	2	8	10	
21	2	UACCH	03	AAS	0355	11.0101	04/28/2006	A*	Information Systems	2	2	5	9	
22	2	UACCH	03	AAS	0705	51.0705	04/28/2006	A	Medical Office Management	4	4	11	19	
23	2	UACCH	03	AGS	3060	24.0102	02/02/2007	A	General Studies	9	10	11	30	
24	2	UACCM	03	AAS	0598	15.0903	04/28/2006	A	Petroleum Technology	12	25	50	87	
25	1	ASUJ	03	AAS	0231	47.0604	08/04/2006	D	Automotive Service Technology	0	0	0	0	
26	1	ASUJ	03	AAS	0308	52.0401	08/04/2006	D	Business Technology	6	0	0	6	
27	1	ASUJ	03	AAS	0461	15.0303	08/04/2006	D	Digital Electronics Technology	0	0	0	0	
28	2	PCCUA	03	AAS	0711	51.0705	04/28/2006	D	Medical Professions Education	0	0	0	0	N

Certificate/Degree Level: 01=Certificate of Proficiency, 02=Technical Certificate, 03=Associate Degree
 Program Status: A = Active, D = Discontinued, I = Inactive

Viability for for New Programs by Academic Year and Institution For Degree Levels 05, 06, 07, 08, and 17

Baccalaureate, Post-Baccalaureates, Masters, Specialists, Doctoral: Research/Scholarship, and Professional Practice)

* = Cognate/Embedded programs that share resources and courses. Program graduates are combined to meet viability standards.

Academic Year = **2005** (2004-07-01 - 2005-06-30)

Productivity Years = **2006, 2007, and 2008** || Degree Level = **B: Baccalaureate and Above (Codes 05-17)**

#	IT	College	Degree Level	Award	Degree Code	CIP Code	Approval Date	Status	Program Name	Grads 2008	Grads 2009	Grads 2010	Total	Meets Standard
1	1	SAUM	05	BA	2400	45.0101	04/30/2004	A	Behavioral & Social Sciences	2	2	1	5	N
2	1	UAF	05	BS	2091	04.0601	02/06/2004	A*	Landscape Architectural Studies	2	3	2	7	
3	1	UAF	05	BSE	2441	13.1209	10/22/2004	A	Elementary Education	37	32	35	104	
4	1	UAF	05	BSEE	4140	14.1001	10/22/2004	A	Electrical Engineering	33	38	36	107	
5	1	UAF	05	BSME	4230	14.1901	10/22/2004	A	Mechanical Engineering	45	58	65	168	
6	1	UAFS	05	BA	0801	54.0101	04/29/2005	A	History	17	19	15	51	
7	1	UAFS	05	BA	1420	23.0101	04/29/2005	A	English	15	12	13	40	
8	1	UAFS	05	BA	1630	50.0901	04/29/2005	A*	Music	1	9	3	13	
9	1	UAFS	05	BA	1701	23.1101	04/29/2005	A	Rhetoric & Writing	15	4	9	28	
10	1	UAFS	05	BA	1710	42.0101	04/29/2005	A	Psychology	41	40	38	119	
11	1	UAFS	05	BS	1375	51.0911	02/06/2004	A	Imaging Science	8	9	19	36	
12	1	UAFS	05	BS	2300	26.0101	08/06/2004	A	Biology	16	24	25	65	
13	1	UAFS	05	BS	2350	40.0501	08/06/2004	A*	Chemistry	2	3	6	11	
14	1	UAFS	05	BS	2540	13.1305	08/06/2004	A	English	13	9	5	27	
15	1	UAFS	05	BS	2870	27.0101	08/06/2004	A*	Mathematics	2	2	1	5	
16	1	UAFS	05	BS	3720	13.1323	02/06/2004	A*	Chemistry	1	0	1	2	
17	1	UAFS	05	BS	6850	13.1328	08/06/2004	A	History	9	11	4	24	
18	1	UCA	05	BA	1825	05.0201	08/06/2004	A*	African-American Studies	0	0	0	0	
19	1	UCA	05	BPS	1871	30.9999	08/06/2004	A*	Professional Studies	0	0	2	2	
20	1	ASUJ	05	BS	2440	13.1210	08/06/2004	D	Early Care & Education	0	0	0	0	
21	1	SAUM	05	BA	1630	50.0901	10/24/2003	D	Music	0	3	1	4	
22	1	UAFS	05	BA	1500	54.0101	04/30/2004	D	History	8	6	7	21	

Degree Level 06 - Post-Baccalaureate Certificates

#	IT	College	Degree Level	Award	Degree Code	CIP Code	Approval Date	Status	Program Name	Grads 2008	Grads 2009	Grads 2010	Total	Meets Standard
1	1	HSU	06	GC	4335	13.1401	04/29/2005	A	English as a Second Language	0	0	245	245	
2	1	HSU	06	GC	6520	13.0408	04/29/2005	A	Educational Leadership	0	0	26	26	
3	1	UAF	06	PBC	4473	44.9999	02/06/2004	A*	Public Service	0	0	0	0	
4	1	UALR	06	GC	5780	13.1299	10/22/2004	A*	Teaching Advanced Placement	0	0	6	6	
5	1	UALR	06	GC	5790	13.1004	10/22/2004	A*	Gifted Education	0	0	2	2	
6	1	UALR	06	PBC	4473	44.9999	02/06/2004	A*	Public Service	0	0	0	0	
7	1	UAMS	06	PBC	4473	44.9999	02/06/2004	A*	Public Service	0	0	0	0	

Degree Level 07 - Master's Degrees

#	IT	College	Degree Level	Award	Degree Code	Most Recent CIP Codes	Approval Date	Status	Most Recent Program Name	Grads 2008	Grads 2009	Grads 2010	Total	Meets Standard
1	1	ASUJ	07	MS	6600	03.0104	10/22/2004	A	Environmental Sciences	8	6	3	17	
2	1	UAF	07	MPS	5473	44.9999	02/06/2004	A*	Public Service	0	0	0	0	
3	1	UAF	07	MS	6101	40.0203	10/22/2004	A*	Space & Planetary Sciences	1	0	0	1	
4	1	UAF	07	MSBME	6500	14.0301	08/06/2004	A*	Biomedical Engineering	0	5	3	8	
5	1	UAF	07	MSE	6810	14.0101	08/06/2004	A*	Engineering	2	2	1	5	
6	1	UAF	07	MSME	7070	14.1901	10/22/2004	A	Mechanical Engineering	11	5	7	23	
7	1	UAF	07	MSN	7080	51.3801	04/30/2004	A*	Nursing	3	4	1	8	
8	1	UAF	07	MSOM	6360	52.1301	08/06/2004	A	Operations Management	187	188	210	585	
9	1	UALR	07	MPS	5473	44.9999	02/06/2004	A	Public Service	21	26	22	69	
10	1	UALR	07	MS	6200	26.1103	10/22/2004	A*	Bioinformatics	3	3	1	7	
11	1	UAMS	07	MPS	5473	44.9999	02/06/2004	A*	Public Service	0	0	0	0	
12	1	UAMS	07	MS	6200	26.1103	10/22/2004	A*	Bioinformatics	0	0	0	0	
13	1	UCA	07	MSE	6750	13.0101	10/22/2004	A	Advanced Studies in Teaching & Learning	13	16	15	44	

Degree Level 17 - Doctoral Degrees: Research/Scholarship

#	IT	College	Degree Level	Award	Degree Code	Most Recent CIP Codes	Approval Date	Status	Most Recent Program Name	Grads 2008	Grads 2009	Grads 2010	Total	Meets Standard
1	1	UAF	17	PhD	6777	13.0603	10/22/2004	A*	Educational Statistics & Research Methods	0	0	1	1	
2	1	UALR	17	AUD	7511	51.0202	08/06/2004	A*	Audiology	0	0	0	0	
3	1	UALR	17	PHD	7200	26.1103	10/22/2004	A*	Bioinformatics	0	2	2	4	
4	1	UALR	17	PHD	7510	51.0204	04/30/2004	A*	Communication Sciences & Disorders	0	0	0	0	
5	1	UAMS	17	AuD	7511	51.0202	08/06/2004	A	Audiology	0	7	9	16	
6	1	UAMS	17	PHD	7200	26.1103	10/22/2004	A*	Bioinformatics	0	0	0	0	
7	1	UAMS	17	PHD	7295	30.0101	04/30/2004	A*	Interdisciplinary Biomedical Sciences	0	0	2	2	
8	1	UAMS	17	PHD	7510	51.0204	04/30/2004	A*	Communication Sciences & Disorders	0	0	1	1	
9	1	UCA	17	PHD	7510	51.0204	04/30/2004	A*	Communication Sciences & Disorders	0	0	0	0	

Degree Level: 05 = Baccalaureate Degree, 06 = Post-Baccalaureate Certificate/Graduate Certificate, 07 = Master's Degree, 08 = Specialist Degree, 17 = Doctoral Degree

Program Status: A = Active, D = Discontinued

ARKANSAS ACADEMIC CHALLENGE SCHOLARSHIP RULES AND REGULATIONS

The Arkansas Academic Challenge Scholarship Program has been expanded to provide opportunities for higher education to previously underserved Arkansans (traditional students, currently enrolled college students and nontraditional students) due to the additional funding made possible by the Arkansas Scholarship Lottery. The goal of this scholarship is to provide meaningful financial help to those qualifying. The scholarship will be available to all Arkansans regardless of race, gender, family income or course of study as long as the applicant meets the eligibility requirements. Academic Challenge currently serves approximately 30,000 students. The program works to promote academic rigor and excellence. The scholarship program is based on merit, one that reflects a commitment to academic achievement and degree attainment.

Act 207 of the 2011 Session amended the current language. The language would clearly define "completed" as "successfully completed" to avoid interpretation problems. Further, the November 1st application deadline date has been removed. The deadline date would be June 1st, as is currently in law, for all students with no additional application period. This will help to eliminate confusion for students, parents, and other Arkansans. The law also cleaned up areas that were confusing or did not work with the administration of the program.

In compliance with the Administrative Procedures Act of 1979, a public hearing was announced in a newspaper of general circulation to discuss the rules and regulations that will govern the Arkansas Academic Challenge Scholarship Program. The hearing will be held on April 15, 2011, in conjunction with a meeting of the Arkansas Higher Education Coordinating Board.

The following resolution is offered for the Board's consideration:

RESOLVED, That the Arkansas Higher Education Coordinating Board adopts the rules and regulations presented in this agenda item for the Arkansas Academic Challenge Scholarship Program, to be administered jointly by the Arkansas Department of Higher Education and approved by Arkansas Institutions of Higher Education.

FURTHER RESOLVED, That by the adoption of the rules and regulations presented in this agenda item, the Director of the Arkansas Department of Higher Education or his designee is authorized to promulgate these rules and regulations and to implement them for the 2011-2012 academic year.

FURTHER RESOLVED, That the Director of the Arkansas Department of Higher Education or his designee is authorized to make technical changes and corrections when necessary in the program rules for the Arkansas Academic Challenge Scholarship Program.

ACADEMIC CHALLENGE SCHOLARSHIP PROGRAM RULES AND REGULATIONS

PART 1

RULE 1 – ORGANIZATION AND STRUCTURE

- I. The Arkansas Department of Higher Education (ADHE) shall administer the Arkansas Academic Challenge Scholarship Program within the policies set by the Arkansas Higher Education Coordinating Board. All formal communications shall be addressed to or signed by the Director of the Arkansas Department of Higher Education or his/her designee.
- II. The Director of the Arkansas Department of Higher Education has the final responsibility for selecting scholarship recipients pursuant to the provisions of Acts 352, 362 and 733 of 1991, Act 47 of 1992, Acts 720, 1170 and 1244 of 1993, Acts 188 and 228 of 1995, Act 858 of 1999, Acts 1612, 1664 and 1836 of 2001, Acts 1014, 2197, 2011 and 2214 of 2005, Acts 274 and 840 of 2007, Acts 606 and 1405 of 2009 and subsequent legislation, and program rules and regulations.
- III. The Arkansas Department of Higher Education shall follow the provisions of the Administrative Procedures Act when functioning under Acts 352, 362 and 733 of 1991, Act 47 of 1992, Acts 720, 1170 and 1244 of 1993, Acts 188 and 228 of 1995, Act 858 of 1999, Acts 1612, 1664, and 1836 of 2001, Act 1798 of 2003, Acts 1014, 2197, 2011 and 2214 of 2005 Acts 274 and 840 of 2007, Acts 606 and 1405 of 2009 and subsequent legislation, and program rules and regulations.

RULE 2 – SCHOLARSHIP ELIGIBILITY CRITERIA

- I. Eligibility Criteria

An applicant must meet the following requirements to be eligible to receive the Arkansas Academic Challenge Scholarship:

- A. The applicant must be a citizen of the United States or a permanent resident alien.
- B. The applicant shall have been a resident of the State of Arkansas for at least (12) months prior to graduation from an Arkansas high school, and the recipient's parent(s) or guardian(s) shall have maintained Arkansas residency for the same period of time.

- C. The applicant shall have graduated from an Arkansas high school on or after March 5, 1991, and before December 31, 2009.
- D. The applicant must be accepted for admission and enrolled as a full-time, first-time freshman at an approved institution of higher education, as defined by the Department of Higher Education, within twelve (12) months of graduation from high school.
- E. The applicant must be enrolled full-time twelve (12) semester hours or the equivalent for the first semester and fifteen (15) semester hours or the equivalent every semester thereafter.
- F. The applicant must be enrolled in a program of study, which leads to or is creditable towards a baccalaureate degree. These programs include baccalaureate degree programs, associate degree programs, and nursing school diplomas, which require concurrent college enrollment.
- G. Applicants must certify that they are drug-free and must pledge in writing on the application form to refrain from the use or abuse of illegal substances. This includes alcohol for applicants under twenty-one (21) years of age.
- H. Any male applicant under twenty-six (26) years of age must file a Statement of Selective Service Status with the postsecondary education institution at which he is enrolled certifying that he has complied with the terms of the Military Selective Service Act before funds can be disbursed.
- I. The applicant must score 19 or above on the ACT Composite or at least 730 on the SAT combined verbal and math (if the ACT score is not available).
- J. A recipient of a Governor's Distinguished Scholarship is prohibited from receiving an Academic Challenge Scholarship.
- K. Applicants must achieve the following grade point average in the pre-collegiate core curriculum: 3.0 on a 4.0 scale if enrolling at an approved four-year institution or a grade point average of 2.75 on a 4.0 scale if enrolling at an approved two-year institution. These grade point averages may be revised to no lower than a 2.5 grade point average on a 4.0 scale if it is determined by the department, based on the most recent evaluation of the program's operation that the grade point requirement would unduly reduce the number of low-income or disadvantaged students who would otherwise be eligible for the program. At the Department's discretion, an exception may be made to institutions with a high percentage of students receiving full Pell grants, upon written petition to the department by the institution. The applicant who graduated from high school prior to December 31, 2001, must

have achieved a grade point average (GPA) of 2.50 on 4.0 scale in the pre-collegiate core curriculum established by the State Board of Education and the Arkansas Higher Education Coordinating Board pursuant to A.C.A. 6-61-217 as listed below.

- **English** - Four units with emphasis on writing skill (not to include courses in oral communication).
- **Natural Science** - Two units, with laboratories, as follows: one unit of Biology AND one unit of Chemistry OR Physics (Applied Biology/Chemistry [two-year program] may be substituted for Biology. Principles of Technology I and II [two-year program] may be substituted for Physics). High School graduates in 2002 and beyond will be required to have an additional unit of science. The third unit may be any natural science, including Physical Science, with a lab.
- **Mathematics** - Three units: Algebra I, Algebra II and Geometry (Applied Math I and II [two-year program] may be substituted for Algebra I if the student who completes Applied Math I and II also completes Algebra II and Geometry [or more rigorous math courses such as calculus or trigonometry] with grades of C or better). Applicants graduating in the year 2002 and beyond will be required to have a fourth unit of Mathematics beyond Algebra II.
- **Social Studies** - Three units, including one of American History, one of World History, and at least one-half unit of Civics or American Government.
- **Foreign Language** – Two successive units in one foreign language.

A *unit* is defined as the credit received for completion of one (1) year of a course in high school. One semester is equal to one-half (1/2) unit.

OR

A *unit* is defined as the credit received for completion of one three credit-hour semester course in college as a high school student or as a student applicant seeking to meet the core requirements provided for in the grace period specified in Rule 2, Section I, Paragraph M.

The Department shall have the authority to exercise professional judgment in the determination of course substitutions when special circumstances exist that prevents the student from meeting stated course requirements but evidence exists that shows the student meets the academic intent of the program.

- L. Applicants who do not meet the requirements of both paragraphs I and K with respect to the minimum ACT score (or its equivalent), or the

minimum GPA in high school core courses, shall qualify if they meet the combined test score and GPA requirements set out in the selection index below:

ACT SCORE	CORE CURRICULUM GPA
25-36	2.50 and above, if attending a 4-year institution, 2.25 and above, if attending a 2-year institution
20-24	2.75 and above, if attending a 4-year institution, 2.50 and above, if attending a 2-year institution
19	3.00 and above, if attending a 4-year institution, 2.75 and above, if attending a 2-year institution
15-18	3.25 and above, if attending a 4-year institution, 3.00 and above, if attending a 2-year institution

Applicants with ACT scores below 15 will not be eligible; applicants with GPAs below 2.25 will not be eligible.

- M. Applicants who have met the requirements as listed in Section I., Paragraphs A through I, but have not completed the precollegiate core curriculum defined in Paragraph K by the end of their senior year of high school shall have a grace period of twelve (12) months from graduation to make up any course deficiencies required for program eligibility, (as defined in Section I, Paragraph K) due to the unavailability of the courses in the applicant's high school. However, students will not be fully eligible for an award until all academic deficiencies are met.
- N. For applicants graduating from high school after December 31, 2006, applicants must demonstrate financial need as defined below:
 1. An applicant whose family includes one (1) unemancipated child under the age of 24 shall have a family adjusted gross income (AGI) not exceeding \$65,000 per year at the time of application for the program, plus an additional \$5,000 of AGI per year for each additional child under the age of 24 at the time of application to the program.

2. Any applicant whose family includes more than one (1) unemancipated child under the age of 24 enrolled full-time at an approved institution of higher education shall be entitled to an additional ten thousand dollars (\$10,000) of adjusted gross income when the Department of Higher Education calculates the financial need. The dependent(s) must be enrolled during the same year for which the applicant is seeking award.
 3. Any student who claims to be emancipated or independent must be eligible to receive Federal financial aid as an independent student as defined by Federal regulations.
 4. The Department of Higher Education may increase the income requirements using the Federal Consumer Price Index, if sufficient funds become available.
 5. The Department of Higher Education may exercise professional judgement in determining family income levels when special circumstances exist that can be documented.
- O. Except to the extent of the award amount, a recipient of a Scholarship under this rule shall not receive an additional scholarship under the Arkansas Academic Challenge Scholarship Program — Part 2.

II. Continued Eligibility

Subject to the availability of funds, recipients must maintain a 2.75 cumulative grade point average on a 4.0 scale and complete twelve (12) semester hours or the equivalent for the first semester and fifteen (15) semester hours or the equivalent every semester thereafter in order to have their scholarship renewed.

Students seeking baccalaureate degrees may renew their scholarship for up to three additional academic years for a total of four years. Students seeking associate degrees may renew their scholarship for one additional academic year for a total of two years. No student may use these funds beyond the baccalaureate degree.

III. Literacy Tutoring

As an additional component to the Arkansas Academic Challenge Scholarship:

1. Each applicant for the scholarship shall agree that for each year the scholarship is awarded he or she may volunteer to serve as a literacy tutor for a minimum of twenty (20) clock hours each semester in a

- public school or a faith based educational institution serving students in prekindergarten through grade six (preK-6);
2. A recipient who agrees to volunteer as a literacy tutor:
 - A. Shall complete the prerequisite training in literacy and college readiness skills provided under this section before he or she begins tutoring; and
 - B. May receive college credit for the tutoring as determined by the institution of higher education where the recipient is enrolled; and
 3. An enrolled college student who participates in the tutorial program and fails to meet the academic eligibility requirement under this subchapter for the fall or spring semester shall be given the probationary opportunity during the subsequent spring or summer term to continue his or her education and improve academic performance before losing scholarship funding in the subsequent semester.
- A recipient who agrees to volunteer as a literacy tutor under this section shall receive the prerequisite training in literacy and college readiness from an approved institution of higher education based on training modules developed by the Department of Education.

RULE 3 – APPLICATION PROCESS

I. Application

Students must submit an application for the Arkansas Academic Challenge Scholarship Program to the Arkansas Department of Higher Education. The application is available online at the scholarship website. The Arkansas Department of Higher Education will also provide paper applications to any individual upon request. The applicant must complete the Academic Challenge Scholarship application either in writing or via the website.

II. Submission of Application and Application Deadline

The application deadline shall be June 1 of the calendar year in which a student graduates from high school, regardless of core curriculum deficiencies. At its discretion, the ADHE may extend the deadline, provided sufficient notice is provided to the public. The student is responsible for submitting the application and all supporting documentation in a timely manner.

III. Amount of Scholarship

The amount of the annual scholarship awarded to each recipient shall be graduated as follows:

1. A recipient in his or her freshman year shall be awarded an amount not

- to exceed two thousand five hundred dollars (\$2,500);
2. A recipient in his or her sophomore year shall be awarded an amount not the exceed two thousand seven hundred and fifty dollars (\$2,750);
 3. A recipient in his or her junior year shall be awarded an amount not the exceed three thousand dollars (\$3,000); and
 4. A recipient in his or her senior year shall be awarded an amount not the exceed three thousand five hundred dollars (\$3,500); or
 5. A recipient shall receive the greater of the award amount listed above or the award amount for the same academic year for a full-time recipient under the Arkansas Academic Challenge Scholarship Program — Part 2.

IV. Award Notification and Prioritization of Awards

The number of new awards shall not exceed \$5,000 per year.

During times of funding shortages under the Academic Challenge Scholarship Program, the Department of Higher Education shall first award those students who received an award in the previous academic year. If sufficient funds are not available to renew the Academic Challenge Scholarships of prior years' recipients, the available funds will be pro-rated among those recipients.

New applicants will receive the second funding priority. Should sufficient funds be unavailable to award all new applicants, awards will be prioritized to applicants meeting all eligibility requirements under the Academic Challenge Scholarship Program, who agree to accept a forgivable loan, as set forth in section § 6-82-1009, in lieu of a scholarship, and who agree to:

- (A) Teach, as required under § 6-82-1010, in a subject matter area designated by the Department of Education as having a critical shortage of teachers; or
- (B) Teach, as required under § 6-82-1010, in a geographical area of the state designated by the Department of Education as having a critical shortage of teachers.

After all awards are made to applicants who agree to the provisions of § 6-82-1009, awards will next be prioritized to students who meet all the eligibility criteria established in Rule 2, beginning with the neediest students first.

The Arkansas Department of Higher Education shall notify each eligible applicant of his/her award. The award notice includes the student's name, address, social security number, the actual amount the student is eligible to receive, and the student's first institutional choice as indicated on the application form. The award notice also explains the Arkansas Department of Higher Education's disbursement procedures and conditions of the Academic Challenge Scholarship.

Applicants, who are awarded pursuant to § 6-82-1009, shall execute a promissory note to the Arkansas Department of Higher Education for the purpose of entering into a loan agreement with ADHE. The terms of the loan agreement will include the general purpose, repayment and deferment procedures, interest calculations, and a schedule of advances. The promissory note shall be signed by the loan recipient and by a co-maker of eligible age. Modifications to any award amount will be confirmed through the issuance of a new promissory note.

The recipient, or the recipient's parent or guardian(s) if the recipient is less than 18 years of age, receiving state-supported student financial assistance shall complete and sign a consent form opting-in or opting-out of authorizing the release of the student's individual information to the Bureau of Legislative Research. Opting-out of the release of information to the Bureau of Legislative Research will not affect a student's eligibility for financial aid.

The information consented to be released by the student shall include:

1. A unique identifier;
2. Status for the Federal Pell Grant;
3. Postsecondary grade point average;
4. Number of semester hours attempted;
5. Number of semester hours completed;
6. Gender, race, ethnicity, and age;
7. High school graduated from or General Educational Development test score;
8. High school grade point average;
9. ACT score or ACT equivalent score, if available.

The consent does not authorize the release of the student's or the student's parents' name, address, or income.

This information will be used to guide the Arkansas General Assembly's evaluation of the need for adjustments to scholarship programs and funding levels.

V. Eligible Award Notification

Students who are determined to be eligible for participation in the Arkansas Academic Challenge Scholarship Program but who have not been admitted to or enrolled in an Arkansas institution of higher education shall be classified as eligible. The Arkansas Department of Higher Education shall notify the students of their status as eligible. The notice provides instructions for receiving an award, defines the applicant's responsibilities, and explains the grace period.

VI. Ineligible Notification

The Arkansas Department of Higher Education shall notify applicants who are determined to be ineligible and provide the reason for ineligibility. They will also be given instructions on how to correct any information on the application they believe to be incorrect.

VII. Incomplete Notification

Applicants who fail to submit complete applications, or who fail to supply the required documentation to process the application, will be classified as Incomplete. The Arkansas Department of Higher Education shall notify these students of their status. The Incomplete notice provides a list of the incomplete items and the actions necessary for completion.

RULE 4 – SCHOLARSHIP PAYMENT POLICIES

I. Limits of Payment

A. Payment of Scholarships\Loans

The Arkansas Department of Higher Education shall disburse scholarship and loan funds to the approved institution of the student's choice. The Arkansas Department of Higher Education shall send funds to the institution via electronic funds transfer or state warrant. After verification of full-time enrollment, the institution will disburse the scholarship and loan funds to the student according to the institution's disbursement procedures. The scholarship or loan fund payment will correspond to academic terms, semesters, quarters, or equivalent time periods at the eligible institution. In no instance may the entire amount of the scholarship or loan disbursement for an educational year be paid to or on behalf of such student in advance.

B. Transfer of Scholarships\Loans to Another Approved Institution

A recipient who has received an Academic Challenge Scholarship may transfer the scholarship or loan to another approved Arkansas institution of higher education, provided that:

1. The student notifies the Arkansas Department of Higher Education, in writing, of the change of status by October 1 for the fall term and by February 1 for the winter and/or spring terms;

2. The student submits a transcript to ADHE, which certifies that the student has maintained both a 2.75 GPA, and full-time status at the institution the student is leaving; and
3. If the student was awarded pursuant to § 6-82-1009, the student transfers to an institution where the student will remain in the teaching program with the intent to pursue a degree in a subject shortage field or geographic shortage area established in Rule 3, IV (A) and (B).

C. Withdrawal Policy

The Arkansas Department of Higher Education shall allow a student to withdraw from the Arkansas Academic Challenge Scholarship Program for no more than one year. The recipient must submit a written petition for withdrawal. The petition shall give the reason for withdrawal and be supported by documentation. In the absence of extraordinary circumstances, the award will be revoked if the recipient fails to enroll full-time in an eligible institution in Arkansas, and the Arkansas Department of Higher Education receives neither written notification of transfer of the scholarship\loan to another eligible institution, nor a petition for withdrawal by the recipient by October 1 for the fall term and February 1 for the winter and/or spring terms. At the discretion of the Department of Higher Education, the award will not be revoked if it is determined by ADHE that extraordinary circumstances prevented the student from notifying ADHE by the required dates.

D. Renewal of Scholarship

The scholarship may be awarded for a total of four academic years of undergraduate study, provided the recipient maintains at least a 2.75 cumulative grade point average on a 4.0 scale and complete twelve (12) semester hours or the equivalent for the first semester and fifteen (15) semester hours or the equivalent every semester thereafter.

Those recipients who are set to graduate at the end of their eighth semester of funding shall be exempt from the fifteen (15) credit hour requirement.

A student may not use these funds for educational purposes beyond the baccalaureate degree.

E. Cancellation of the Scholarship or Loan

1. The award will be terminated for any of the following reasons:

- a) Failure to maintain a 2.75 cumulative grade point average on a 4.0 scale and/or complete twelve (12) semester hours or the equivalent for the first semester and fifteen (15) semester hours or the equivalent every semester thereafter.
 - b) Completion of a first baccalaureate degree within five years from initial college entrance as a full-time freshman.
 - c) Student, who was awarded a loan under the provisions of § 6-82-1009, fails to maintain enrollment in the teacher education program for which they were approved.
 - d) The scholarship or loan shall be terminated if a student fails to maintain continued eligibility requirements.
2. The recipient is responsible for notifying, in writing, the Arkansas Department of Higher Education of any change in status (i.e. transfer to another eligible institution in Arkansas, change in name, etc.) before appropriate deadline dates. Failure to provide written notification may result in the cancellation of the scholarship for that term.

F. Military Service

Recipients who are members of the Arkansas National Guard or Armed Forces Reserve units who are called to active duty for reasons other than regular unit training and are unable to complete the current term will be allowed to repeat the missed term without loss of scholarship credit. In addition, they will be placed in deferred status until six months after release from active duty, at which time they must be re-enrolled in an approved institution.

G. Repayment of Scholarships and Loans

1. Scholarship Repayment Terms

If the recipient of a scholarship withdraws, drops out, or is expelled on or after the first day of class of a payment period, the institution will determine whether the student received an overpayment of financial aid funds for noninstitutional expenses. Overpayment is the difference between the amount received as cash disbursements and the amount incurred for non-institutional costs during the portion of the payment period that the student was actually enrolled. It is the institution's responsibility to contact students and recover overpayments.

2. Terms of Loan Repayment

Recipients, who received a loan under 6-82-1009, shall begin teaching full-time in an approved subject or geographic shortage area in an Arkansas public school beginning in the first school year in which the recipient is eligible for employment as a licensed teacher. Recipients who perform said teaching service shall have their loans forgiven at a rate of one year's loan proceeds plus interest for every one year of service.

A verification of the loan recipient's employment will be conducted once a year, in June, through the school superintendent's office in the recipient's employment district.

Loan recipients who do not teach full-time in a approved shortage area in an Arkansas public school following certification, or who discontinue their studies prior to completing their program of study shall, within a maximum of five (5) years, repay the full remaining loan balance, plus accrued interest according to an interest and repayment schedule. The repayment schedule will be 20 percent of the total loan, plus interest, paid in twelve monthly installments for each year of service not completed. Repayment will be completed within a maximum of five years from the completion of a college degree or withdrawal from college, whichever comes first.

3. Interest on Loan

Interest will accrue from the beginning of the repayment period and will be at an annual percentage rate not to exceed ten percent (10%) on the unpaid balance, except that no interest will accrue during any deferment period. Interest will be calculated as a simple, per annum interest charge on the outstanding principal.

Interest will not accrue and installments need not be paid when an official deferment has been approved by the Arkansas Department of Higher Education. Any recipient who wishes a deferment must submit an application for deferment to ADHE for approval.

4. Deferment of Loan

At the discretion of ADHE, scheduled loan repayments may be deferred if it is determined by ADHE that extraordinary circumstances prevent the recipient from making such

repayments. Deferments may be granted for the following conditions:

The recipient is engaged in a full-time course of undergraduate or graduate study at an institution of higher education. This must be verified by the Registrar's Office.

- a) The recipient is seeking and unable to find employment as a public school teacher in an approved shortage field for a single period not to exceed twelve (12) months. The loan recipient must submit a list of schools contacted for employment. ADHE will verify this information with the superintendent's office in that school district.
- b) The recipient is temporarily totally disabled, for a period not to exceed three years, as established by sworn affidavit from a licensed physician. ADHE reserves the right to require a second opinion by an ADHE approved physician.
- c) The recipient is unable to secure employment for a period not to exceed twelve (12) months by reason of the care of a spouse who is disabled, as established by the signature of a licensed physician. ADHE reserves the right to require a second opinion by an ADHE approved physician.
- d) Other extraordinary circumstances which would prevent the recipient from repaying the debt within the contractual obligations of the note may be considered.

To qualify for any of the deferments, recipients must notify ADHE of their claim to the deferment and provide supporting documentation on a Request for Deferment, which will be supplied by ADHE upon request. The Request for deferment must be completed and returned to ADHE by the recipient. The recipient will be notified within ten (10) days of approval or disapproval of any application for a deferment.

5. Cancellation of Loan

ADHE will cancel a recipient's repayment obligations if it determines:

- a) On the basis of a sworn affidavit of a licensed physician that the recipient is unable to teach on a full-time basis because of impairment that is expected to continue

indefinitely or result in death. ADHE reserves the right to require a second opinion by an ADHE approved physician; or

- b) On the basis of a death certificate or other evidence of death, that is conclusive under state law that the recipient has died.

6. Prepayment of Loan

There shall be no penalty for prepayment or repayment of all or any portion of the principal.

7. Failure to Repay

Loan recipients who fail to meet their repayment obligations may have added to their total obligation any costs for collection of the debt and shall have their teaching certification in Arkansas revoked.

H. Refunds

The Arkansas Academic Challenge Scholarship Program is entitled to a refund of the scholarship or loan amount, for that semester, if the recipient of a scholarship or loan withdraws, drops out, or is expelled on or after his or her first day of class of the payment period and the situation falls under the refund policy of the institution. The institution shall pay the refund to the Arkansas Department of Higher Education.

I. Overpayment

If the award of an Arkansas Academic Challenge Scholarship results in an overpayment to the student according to the state law (Arkansas Code § 6-80-105) governing the stacking of scholarships, the institution shall follow the ADHE Stacking policy in reducing the student's financial package to prevent the student from receiving funds above the federally recognized cost of attendance.

RULE 5 – INSTITUTIONAL RESPONSIBILITIES

I. College/University Responsibilities

A. Administrative Agreement

The chief executive officer of the eligible institution is responsible for appointing one representative from the financial aid office to act as

administrator of the Arkansas Academic Challenge Scholarship Program and to receive all communications, forms, etc. This representative is responsible for verification, data and compliance with all program rules and regulations. The institution must comply with all rules and regulations in order to maintain continued eligibility status.

B. Disbursement Records

The institution shall maintain information on the student indicating disbursement of scholarship or loan funds.

C. Institutional Verification

The institution shall provide certification of full-time enrollment, as of the eleventh day of classes, by completing a Verification Roster each semester after registration. The Verification Roster is an alphabetical listing by institution of all persons receiving the award for a given academic term. The certifying official is responsible for completing the verification rosters each semester or trimester. The Arkansas Department of Higher Education shall provide electronic Verification Rosters to the Financial Aid Administrator for each semester or trimester as needed. The electronic Verification Rosters shall be returned to the Arkansas Department of Higher Education by November 1 for the fall term and by March 15 for the spring term. Students who are enrolled less than full-time in the current term shall not receive scholarship or loan benefits in that term. The Arkansas Department of Higher Education shall also provide electronic continuing eligibility rosters to the Financial Aid Administrator before the end of the spring term. The continuing eligibility rosters shall be returned to the Arkansas Department of Higher Education no later than June 15 to ensure that adequate time is provided to notify students of their status in the program.

D. Deadlines for Disbursement of Funds

The deadline for disbursement of funds is no later than 10 days after written receipt of funds. Any outstanding funds not disbursed by these dates must be returned to the Arkansas Department of Higher Education. For those students whose applications are received by ADHE too late to allow disbursement by these dates, disbursement will be made within 10 working days of receipt of the verification roster and electronic transfer of funds.

E. Due Diligence

The institution will exercise due diligence in providing complete, accurate, and timely information as requested by the Arkansas

Department of Higher Education on any Arkansas Academic Challenge Scholarship recipient or former recipient. In addition, the institution will exercise due diligence in complying with all the rules and regulations of the Arkansas Academic Challenge Scholarship Program. The Arkansas Department of Higher Education shall periodically review the institution's records concerning this program in an effort to exercise its due diligence requirements as a steward of state funds.

RULE 6 – SCHOLARSHIP OR LOAN RECIPIENT’S RESPONSIBILITIES

I. Arkansas Academic Challenge Scholarship Award Recipient's Responsibilities

It is the recipient's responsibility to notify the Arkansas Department of Higher Education of any change in status within 21 days. This will include:

- Change in name
- Change in address
- Change in institution
- Change in full-time status (twelve college credit hours or its equivalent per semester for students who are in their first semester of college, fifteen college credit hours for those students who are beyond their first semester in college)
- Change in course of study for loan recipients
- Change in employment for those in loan forgiveness status

Failure to notify the Arkansas Department of Higher Education of a change of status may affect future eligibility.

RULE 7 – COLLECTION OF LOAN

I. Collection of Loan

Accounts will be retained by ADHE in the Financial Aid Division until the individual is no longer eligible for forgiveness or deferment. The account will be turned over to a vendor for repayment. The student will be notified by mail that their account is being placed with a vendor for collections and they will be sent a loan amortization schedule along with the letter. The account will remain with the vendor until repaid or 120 days past due. Loan recipients who are determined by ADHE to be 120 days delinquent will be mailed their first letter of notification ten (10) days after the installment payment is due. The co-signer will be notified at the same time. If payment is not forthcoming within 60 days from the original payment due date, a second letter of notification will be sent to the loan recipient and the co-signer declaring their

account is delinquent and requesting that the account be immediately brought up to date. If the loan recipient has not responded within 90 days from the original payment due date, the third and final letter of notification will be sent to the recipient and co-signer informing them that the account will officially be in default in outstanding payments are not made within 30 days.

II. Skip Tracing Mechanisms

If letters are returned as undeliverable, the Department of Finance and Administration's Motor Vehicle Division can be used to perform skip-tracing activities. Motor Vehicle Division's records are updated in March and September each year. To get this information, mail name, current address, and social security number on Arkansas Department of Higher Education letterhead to:

Department of Finance and Administration
Motor Vehicle Division
P. O. Box 1272
Little Rock, AR 72202
ATTENTION: Correspondence Desk

A response from the Motor Vehicle Division should be received within ten (10) working days.

Additionally, ADHE will use these steps to locate recipients and/or co-signers if communications are returned as undelivered:

1. Contact references listed on the recipient's application;
2. Utilize telephone directory or check with directory assistance in the area of the recipient and/or co-signer's last known address;
3. Contact institutional offices (alumni office, admissions office, registrar's office, fraternity or sorority, and the department that the recipient majored in) at the campus where the recipient last attended;
4. Contact creditors, such as credit card companies, credit bureaus, or GSL lender;
5. Contact recipient's field of study--professional organization, union, or licensing board;
6. Contact post office;
7. Contact utility companies; and,
8. Contact Chamber of Commerce.

III. Credit Reporting Agencies

Defaulted recipients and/or co-signers will be reported to the following Credit Reporting Agencies:

1. CSC Credit Reporting Services, Inc.
2. T R W Credit Data
3. Trans Union Credit Reporting

Forms for reporting defaulted loan recipients and/or co-signers are located in the collection file. ADHE will also respond promptly to any inquiries it receives from credit reporting agencies concerning delinquent or defaulted loan recipients and/or co-signers.

IV. State Income Tax Setoff

By the authority of Act 345 of 1993, the Department of Higher Education has been included as a claimant agency for the setoff of debts against state tax refunds. To access the Set-Off Section of the State Tax Administration Office, ADHE must submit name, address, social security number, and amount of debt via computer magnetic tape by December 1 to intercept taxes for the next year.

V. Litigation

No sooner than 30 days after sending the third letter of notification, ADHE shall institute a civil suit against the recipient and co-signer for repayment of the loan. Small Claims Courts will be used to satisfy debts of accounts up to \$3,000.00. If over \$3,000.01, ADHE must use Circuit Court. If the account is \$3,000.01 or above, ADHE may choose to use Small Claims Courts and waive the difference because of the expense involved in going to Circuit Court. If ADHE chooses to waive the difference, it cannot later try to collect the difference. Forms to take the recipient and/or co-signer to Small Claims Courts are requested from the recipient's and/or co-signer's county of residence.

VI. Write-Offs

Academic Challenge Scholarship Loans may be written off as uncollectible if ADHE shows due diligence to satisfy the collection of the debt, and documents in the recipient's file that:

- A. the cost of litigation would exceed the likely recovery if litigation were commenced; or

- B. the recipient and/or co-signer do not have the means to satisfy a judgment on the debt, or a substantial portion thereof.

Proof of due diligence collection activities must be submitted to the Administrator of the Department of Finance and Administration and approval from the Administrator must be received before Academic Challenge accounts may be written off.

VII. Nonpayment Penalties

- A. Loan recipients who fail to meet their repayment obligations may have added to their total obligation any costs for collection of the debt.
- B. Loan recipients who fail to meet their repayment obligations shall have their Arkansas teaching certification revoked.

RULE 8 – PROGRAM DEFINITIONS

The following definitions are used in the Arkansas Academic Challenge Program:

ACADEMIC YEAR fall semester, spring semester, and first and second summer terms in that order.

APPROVED INSTITUTION public-supported or private, non-profit postsecondary institution with its primary headquarters located in Arkansas that is eligible to receive Title IV Federal student aid funds

OR

Only under conditions set forth in A.C.A. 6-82-1007, a public or private nursing school located in Arkansas that is approved by the State Board of Nursing and which does not discriminate against employees on the basis of race, color, religion, sex, age, handicap or national origin, consistent with the provisions of applicable state and federal law.

Only those institutions defined above who comply with Act 1014 of 2005 regarding providing written, signed eight (8) semester course of study required for a bachelor's degree to incoming freshmen will be allowed to participate in the Academic Challenge Scholarship Program.

ARKANSAS RESIDENT

to be considered an Arkansas resident by ADHE, a recipient and/or a recipient's parents or guardians must be an Arkansas resident for twelve (12) months prior to application for the scholarship. Further, the recipient and/or recipient's parents or guardians claiming Arkansas residency may be asked to provide evidence of a permanent connection with the State of Arkansas. ADHE will look to one or more of the following to determine residency in those cases:

- (A) Information from FAFSA;
- (B) Valid Arkansas Driver's License;
- (C) Proof of payment for Arkansas personal and/or real taxes for previous year;
- (D) Proof of Arkansas vehicle registration;
- (E) Proof of Arkansas voter registration; and
- (F) Other forms of proof of Arkansas residency.

Cancellation

ADHE shall cancel the loan recipient's obligation if it determines:

On the basis of a sworn affidavit of a licensed physician, that the recipient is unable to teach on a full-time basis because of an impairment that is expected to continue indefinitely or result in death. ADHE reserves the right to require a second opinion by an ADHE approved physician; or

On the basis of a death certificate or other evidence of death, that is conclusive under State law that the scholar has died.

CITIZEN

a person who is a U.S. citizen or a permanent resident alien. If the recipient is not a U.S. citizen, but a permanent resident alien, the recipient must attach a copy of the permanent resident alien form I-151, I-551, I-94, or G-641 to the application.

CORE GPA

all pre-collegiate core curriculum will be used to calculate the core GPA, even if they exceed the recommended core. For instance, if the student takes three units of natural science (Biology, Chemistry and Physics) and only two units are required, all three courses will be used to calculate the core GPA.

COST OF ATTENDANCE

An estimate of a student's educational expenses that is designed to provide an accurate projection of the reasonable costs for the period of enrollment. Allowable

cost include tuition and fees, room and board, books, supplies, transportation, disability expenses, loan fees, dependent care, study abroad expenses and miscellaneous expenses. Standard cost of attendance will vary for different categories of students. Institutions must maintain written documentation supporting the determined cost of attendance.

Default Failure to repay the Academic Challenge Scholarship Loan in accordance with the terms of the promissory note provided that the failure persists for 180 days for monthly payments.

Due Diligence This process refers to those steps ADHE takes to collect Academic Challenge Scholarship loan funds when a recipient enters repayment status. It includes: billing the scholar, sending overdue notices, conducting address searches if the recipient cannot be located, reporting the account to credit bureaus, collection, and litigation. Due diligence also includes keeping the recipient informed of all changes in the Academic Challenge Scholarship Program that affect his or her rights and responsibilities and responding promptly to the recipient's inquiries.

ELIGIBLE APPLICANT any applicant who meets the eligibility criteria established in Rule 2.

FIRST-TIME FRESHMAN any student currently enrolled as a first-year college student, who has never previously been enrolled as a first-year college student. High school students who complete their senior year of high school while enrolled in a community college or two/four-year college will be considered first-time freshmen in the first year of college work following high school graduation.

FULL-TIME STUDENT twelve college credit hours or its equivalent per semester for students who are in their first semester of college, fifteen college credit hours or its equivalent per fall and spring semester for those students who are beyond their first semester in college. Those students in their eighth semester on the Academic Challenge Scholarship AND who are set to graduate at the end of that eighth semester shall be exempt from the fifteen (15) credit hour requirement.

INDEPENDENT STUDENT a student who meets one of the following conditions:

Will be 24 years of age by December 31 of the application year; or

Is a veteran of the U.S. Armed Forces; or

Is a ward of the court or both parents are dead; or

Has legal dependents other than a spouse; or

Is married and will not be claimed as an income tax exemption by his or her parents for the current year; or

Is determined to be independent by the financial aid officer at the institution the student plans to attend.

Professional Judgment

Authority of ADHE professional staff that allows for the special consideration of applications or renewal requests when situations exist that prohibit the student from meeting the exact guidelines as stated, when specific documentation provided by the student, high school, or approved institution shows that the student meets the objectives or purpose of the program.

Promissory Note

The Promissory Note is a legal document obligating the recipient to repay the loan if he or she does not perform one year of teaching service on a full-time basis in a public Arkansas school in an approved subject or geographic area, for every year they received an Academic Challenge Loan. The recipient's rights and responsibilities will be stated on the promissory note.

Skip Tracing

A process for locating a recipient who is in repayment status. ADHE's efforts may include contacting relatives, friends, references, and other individuals or entities in the recipient's file.

Teach on Full-time Basis

Teach the same number of hours required of teachers who have full-time contracts, as determined by the institution or agency in which an individual is teaching, for a minimum of one academic term, as defined by the institution or agency in which an individual is teaching.

TUITION

charges levied for attendance at an eligible institution of higher education including mandatory fees charged to all full-time students by the approved institution.

UNEMANCIPATED CHILD

a child who is claimed on a parent or guardian's income tax return as a dependent and does not meet any of the requirements of an independent student as defined above.

UNIT

the credit received for completion of:

1. One (1) year of a course in high school; one (1) semester of a course in high school is one half (1/2) unit.
2. One (1) semester of a three or four credit-hour course in college

ACADEMIC CHALLENGE SCHOLARSHIP PROGRAM

PART 2 (TRADITIONAL STUDENT)

RULE 1 – ORGANIZATION AND STRUCTURE

- I. The Arkansas Department of Higher Education (ADHE) shall administer the Arkansas Academic Challenge Scholarship Program within the policies set by the Arkansas Higher Education Coordinating Board. All formal communications shall be addressed to or signed by the Director of the Arkansas Department of Higher Education or his/her designee.
- II. The Director of the Arkansas Department of Higher Education has the final responsibility for selecting scholarship recipients pursuant to the provisions of Acts 352, 362 and 733 of 1991, Act 47 of 1992, Acts 720, 1170 and 1244 of 1993, Acts 188 and 228 of 1995, Act 858 of 1999, Acts 1612, 1664 and 1836 of 2001, Acts 1014, 2197, 2011 and 2214 of 2005, Acts 274 and 840 of 2007, Acts 606 and 1405 of 2009, Acts 265 and 294 of 2010, **Act 207 of 2011** and subsequent legislation, and program rules and regulations.
- III. The Arkansas Department of Higher Education shall follow the provisions of the Administrative Procedures Act when functioning under Acts 352, 362 and 733 of 1991, Act 47 of 1992, Acts 720, 1170 and 1244 of 1993, Acts 188 and 228 of 1995, Act 858 of 1999, Acts 1612, 1664, and 1836 of 2001, Act 1798 of 2003, Acts 1014, 2197, 2011 and 2214 of 2005, Acts 274 and 840 of 2007, Acts 606 and 1405 of 2009, Acts 265 and 294 of 2010, and **Act 207 of 2011** and subsequent legislation.

RULE 2 – SCHOLARSHIP ELIGIBILITY CRITERIA

- I. Eligibility Criteria

An applicant must meet the following requirements to be eligible to receive the Arkansas Academic Challenge Scholarship:

- A. The applicant must be a citizen of the United States or a lawful permanent resident.
- B. The applicant shall have been an Arkansas resident for at least the twelve (12) months immediately preceding the date the applicant will enroll in an approved institution of higher education or if the applicant is less than twenty-one (21) years of age, either the applicant or a parent

or guardian of the applicant shall have maintained Arkansas residency for the same period of time.

- C. The applicant shall have graduated from high school after December 31, 2009.
- D. The applicant must be accepted for admission and enrolled as a full-time, first-time freshman at an approved institution, as defined by the Department of Higher Education, ~~within twelve (12) months of~~ **on or before the fall semester of the academic year that begins immediately following** graduation from high school- **unless ADHE has granted the student a scholarship hold.**
- E. The applicant must be enrolled full-time, twelve (12) semester hours or the equivalent for the first fall semester following high school graduation and fifteen (15) semester hours or the equivalent every semester thereafter.
- F. The applicant must be enrolled in a program of study, which leads to or is creditable towards a baccalaureate degree. These programs include baccalaureate degree programs, associate degree programs, qualified certificate programs and nursing school diplomas.
- G. The applicant shall not owe a refund on a federal or state student financial aid grant for higher education, not be in default on a state or federal student financial aid loan for higher education, and not have borrowed, as determined by the approved institution of higher education to be attended, in excess of the annual loan limits under the Federal Family Educational Loan Program Systems, William D. Ford Federal Direct Loan Program, Income Contingent Loan Demonstration Program, Federal Stafford Loan Program, Parent Loan for Undergraduate Students Program, or Supplemental Loan for Students Program in the same academic year for which the student has applied for this scholarship under this subchapter.
- H. The applicant shall not be incarcerated at the time of the application for or during the time the applicant receives a scholarship.
- I. Applicants must certify that they are drug-free and must pledge to refrain from the use or abuse of illegal substances. This includes alcohol for applicants less than twenty-one years of age.
- J. Any male applicant under twenty-six years of age must file a Statement of Selective Service Status with the postsecondary education institution at which he is enrolled certifying that he has complied with the terms of the Military Selective Service Act before funds can be disbursed.

- K. Applicant must complete and submit to the U.S. Department of Education the Free Application for Federal Student Aid (FAFSA) or a subsequent application required by the U.S. Department of Education for federal financial aid.

- L. Applicant must meet one of the following criteria:
 - a. Graduate from an Arkansas public high school and successfully complete the Smart Core curriculum established by the Arkansas Department of Education; and either
 - i. Achieve at least a 2.5 HIGH SCHOOL GPA; or
 - ii. Achieve a minimum composite score of nineteen (19) on the ACT or the equivalent score on an ACT equivalent.
 - b. Graduate from an Arkansas public high school before the 2013-2014 school year, but did not complete the Smart Core curriculum, shall achieve at least a 2.5 high school GPA; and either
 - i. Achieve a minimum composite score of nineteen (19) on the ACT or the equivalent score on an ACT equivalent; or
 - ii. Score proficient or higher on all state-mandated end-of-course assessments, including without limitation, end-of-course assessments on:
 - a. Algebra I;
 - b. Geometry; and
 - c. Biology
 - ~~c. Effective January 1, 2011, an applicant who qualifies under L(a-b), but graduates from an Arkansas public high school that is annually identified in the report by the Arkansas Department of Education as a school in which twenty percent (20%) or more of the students received a letter grade of "B" or higher but did not score proficiency or higher on the end of course assessment on the first attempt and achieve at least a 2.5 high school GPA; and either~~
 - ~~iii. Achieve a minimum composite score of nineteen (19) on the ACT or the equivalent score on an ACT equivalent; or~~
 - ~~iv. Score proficient or higher on all state-mandated end-of-course assessments, including without limitation, end-of-course assessments on:~~
 - ~~a. Algebra I;~~
 - ~~b. Geometry~~
 - ~~c. Biology; and~~
 - ~~d. Literacy, beginning with the 2013-2014 school year.~~
 - d.c. Applicant who has a disability identified under the Individuals with Disabilities Act, 20 U.S.C. § 1400 et seq., as it existed on July 1, 2009 and graduates from an Arkansas public high school but did not complete the Smart Core curriculum because the applicant's individualized education program under § 6-41-

217 did not require it, shall achieve at least a 2.5 high school GPA; and either;

- v. Achieve a minimum composite score of nineteen (19) on the ACT or the equivalent score on an ACT equivalent; or
- vi. Score proficient or higher on all state-mandated end-of-course assessments, including without limitation, end-of-course assessments on:
 - a. Algebra I;
 - b. Geometry
 - c. Biology; and
 - d. Literacy, beginning with the 2013-2014 school year.
- e. **d.** Graduate from a private or out-of-state or home school high school and achieve a minimum composite score of nineteen (19) on the ACT or the equivalent score on an ACT equivalent

- M. A recipient of a Governor's Distinguished Scholarship is prohibited from receiving an Academic Challenge Scholarship.

IV. Continued Eligibility

Recipients must meet the following criteria in order to have their scholarship renewed:

- a. Maintain a 2.5 cumulative postsecondary GPA;
- b. **Successfully** ~~C~~complete twenty-seven (27) semester hours or the equivalent in the first year as a recipient and thirty (30) semester hours or the equivalent each academic year thereafter;
- c. Shall be continuously enrolled unless the Arkansas Department of Higher Education has approved a leave of absence.
- d. Meet the satisfactory academic progress standards required to receive other federal financial aid at the approved institution where enrolled;
- e. **Successfully** ~~C~~complete all remedial courses required within the first thirty (30) semester hours attempted after receiving the scholarship;
- f. Enroll in courses that lead toward a baccalaureate degree program after attempting the lesser of:
 - i. Sixty-six (66) semester hours; or
 - ii. Completion of an associate degree program, unless the number of hours required to complete the associate's degree program exceeds sixty-six (66) semester hours, in which case, the higher number of hours for completion shall be used.

If the recipient becomes ineligible for the scholarship because the recipient's postsecondary grade point average or number of completed semester hours no longer meets the minimum criteria for the

scholarship, the recipient may regain eligibility one (1) time in an academic year if the recipient completes the required number of hours and/or achieves a 2.5 cumulative grade point average during the summer term(s), at the recipient's own expense.

A recipient who meets the continuing eligibility requirements shall receive the scholarship for one (1) academic year renewable annually until the recipient first:

1. Earns a baccalaureate degree; or
2. (A) Attempts a total of one hundred thirty (130) semester hours in eight (8) semesters at any approved institution as an undergraduate full-time student.
(B) If the recipient's undergraduate degree requires additional hours, the Department of Higher Education, in conjunction with the approved institution where the recipient is enrolled, shall determine the maximum period of time for renewal of the scholarship.

V. Literacy Tutoring

As an additional component to the Arkansas Academic Challenge Scholarship:

1. Each applicant for the scholarship shall agree that for each year the scholarship is awarded he or she may volunteer to serve as a literacy tutor for a minimum of twenty (20) clock hours each semester in a public school or a faith based educational institution serving students in prekindergarten through grade six (preK-6);
2. A recipient who agrees to volunteer as a literacy tutor:
 - A. Shall complete the prerequisite training in literacy and college readiness skills provided under this section before he or she begins tutoring; and
 - B. May receive college credit for the tutoring as determined by the institution of higher education where the recipient is enrolled; and
3. An enrolled college student who participates in the tutorial program and fails to meet the academic eligibility requirement under this subchapter for the fall or spring semester shall be given the probationary opportunity during the subsequent spring or summer term to continue his or her education and improve academic performance before losing scholarship funding in the subsequent semester.

A recipient who agrees to volunteer as a literacy tutor under this section shall receive the prerequisite training in literacy and college readiness from an approved institution of higher education based on training modules developed by the Department of Education.

RULE 3 – APPLICATION PROCESS

I. Application

Students must submit an on-line application, available at the ADHE website.

II. Submission of Application and Application Deadline

The application deadline shall be June 1 of the calendar year in which a student graduates from high school. At its discretion, the ADHE may extend the deadline, provided sufficient notice is provided to the public. The applicant is responsible for submitting the application and all supporting documentation in a timely manner.

III. Amount of Scholarship

~~The annual scholarship award amount for a full-time student enrolled at a 4-year approved institution is \$5,000.~~

~~The annual scholarship award amount for a full-time student enrolled at a 2-year approved institution or approved nursing school is \$2,500.~~

The scholarship award for a full-time student enrolled in one (1) of the following institutions of higher education is one-half (1/2) of the scholarship award amount for a full-time undergraduate student enrolled in a four-year approved institution of higher education:

1. **A two-year approved institution of higher education;**
2. **A branch campus of a four-year approved institution of higher education; or**
3. **An approved nursing school.**

IV. Award Notification and Prioritization of Awards

During times of funding shortages under the Academic Challenge Scholarship Program, the Department of Higher Education shall give priority to a recipient who has continuing eligibility superior to first-time applicants. If the funding is still insufficient, the department's selection criteria will consist of value points assigned to academic achievement measures and other criteria including: level of progress towards completion of a qualified certificate, nursing diploma, associate degree or a baccalaureate degree; enrollment in or intent to enroll in a program of study that is in an area of critical workforce need as determined by the department; or is in a science, technology, engineering, or mathematics field; and postsecondary grade point average. Value points assigned to each selection criterion are weighted as follows:

Highest level of progress toward completion of a qualified certificate, nursing diploma, associate degree or a baccalaureate degree-----70%

High school or postsecondary grade point average, as applicable to the applicant (based on a 4.0 grading scale)-----20%

Enrollment in or intent to enroll (by declaring a major) in a program of study that is in an area of critical workforce need as determined by the department or is in a science, technology, engineering, or mathematics field-----10%

The Arkansas Department of Higher Education shall notify each eligible applicant of his/her award. The award notice includes the student's name, address, social security number, the actual amount the student is eligible to receive, and the student's first institutional choice as indicated on the application form. The award notice also explains the Arkansas Department of Higher Education's disbursement procedures and conditions of the Academic Challenge Scholarship.

The recipient, or the recipient's parent or guardian(s) if the recipient is less than 18 years of age, receiving state-supported student financial assistance shall complete and sign a consent form opting-in or opting-out of authorizing the release of the student's individual information to the Bureau of Legislative Research. Opting-out of the release of information to the Bureau of Legislative Research will not affect a student's eligibility for financial aid.

The information consented to be released by the student shall include:

1. A unique identifier;
2. Status for the Federal Pell Grant;
3. Postsecondary grade point average;
4. Number of semester hours attempted;
5. Number of semester hours completed;
6. Gender, race, ethnicity, and age;
7. High school graduated from or General Educational Development test score;
8. High school grade point average;
9. ACT score or ACT equivalent score, if available.

The consent does not authorize the release of the student's or the student's parents' name, address, or income.

This information will be used to guide the Arkansas General Assembly's evaluation of the need for adjustments to scholarship programs and funding levels.

V. Ineligible Notification

The Arkansas Department of Higher Education shall notify applicants who are determined to be ineligible and provide the reason for ineligibility. They will also be given instructions on how to correct any information on the application they believe to be incorrect.

VI. Incomplete Notification

Applicants who fail to submit complete applications, or who fail to supply the required documentation to process the application, will be classified as Incomplete. The Arkansas Department of Higher Education shall notify these students of their status. The Incomplete notice provides a list of the incomplete items and the actions necessary for completion.

RULE 4 – SCHOLARSHIP PAYMENT POLICIES

I. Limits of Payment

A. Payment of Scholarships

The Arkansas Department of Higher Education shall disburse scholarships to the approved institution of the student's choice. The Arkansas Department of Higher Education shall send funds to the institution via electronic funds transfer or state warrant. After verification of full-time enrollment, the institution will disburse the scholarship to the student according to the institution's disbursement procedures. The scholarship payment will correspond to academic terms, semesters, quarters, or equivalent time periods at the eligible institution. In no instance may the entire amount of the scholarship disbursement for an educational year be paid to or on behalf of such student in advance.

B. Transfer of Scholarships to Another Approved Institution

A recipient who has received an Academic Challenge Scholarship may transfer the scholarship to another approved Arkansas institution of higher education, provided that:

1. The student notifies the Arkansas Department of Higher Education of the change of status by October 1 for the fall term and by February 1 for the winter and/or spring terms;

If transferring institutions between the Fall and Spring terms, the student shall submit an official transcript to ADHE.

C. Withdrawal Policy

A recipient shall be continuously enrolled unless the Arkansas Department of Higher Education has approved a leave of absence/**scholarship hold**. The department shall allow a student to withdraw from the Arkansas Academic Challenge Scholarship Program for no more than one (1) year due to:

1. A medical condition of the recipient or a member of the recipient's immediate family **that, on the basis of a physician's good-faith judgment, necessitates the student or the student's immediate family member to be hospitalized or receive outpatient or home-based medical care or recuperation until released by the attending physician;**
2. A personal or family emergency **that requires the student to:**
 - a. **Attend the funeral of an immediate family member; or**
 - b. **Visit a relative of the student if the relative has a medical condition in which death is possible or imminent;**
3. Military service (also see Section F);
4. A commitment for twelve (12) **to twenty-four (24)** months of ~~more for community, national, or global humanitarian~~ **of:**
 - a. **Service in a national or international humanitarian project sponsored by a nonprofit corporation organized with a charitable or educational purpose;**
 - b. **The student's commitment shall be expressed in a written agreement with the nonprofit organization including the terms of completion for the student's service on the related project;**
 - c. **The department shall release a scholarship hold if the department determines that the student did not complete the commitment under the written agreement;** or
5. Any other reason approved by the Arkansas Department of Higher Education

The recipient must submit a written petition for withdrawal. The petition shall give the reason for withdrawal and be supported by documentation. In the absence of extraordinary circumstances, the award will be revoked if the recipient fails to enroll full-time in an eligible institution in Arkansas, and the Arkansas Department of Higher Education receives neither notification of transfer of the scholarship to another eligible institution, nor a petition for withdrawal by the recipient by October 1 for the fall term and February 1 for the winter and/or

spring terms. At the discretion of the Department of Higher Education, the award will not be revoked if it is determined by ADHE that extraordinary circumstances prevented the student from notifying ADHE by the required dates.

D. Renewal of Scholarship

A recipient who meets the continuing eligibility requirements shall receive the scholarship for one (1) academic year renewable annually until the recipient first:

1. Earns a baccalaureate degree;
2. (A) Attempts a total of one hundred thirty (130) semester hours in eight (8) semesters at any approved institution as an undergraduate full-time student.
(B) If the recipient's undergraduate degree requires additional hours, the Department of Higher Education, in conjunction with the approved institution where the recipient is enrolled, shall determine the maximum period of time for renewal of the scholarship.

Those recipients who are set to graduate with their bachelor's degree at the end of their current semester of funding shall be exempt from the fifteen (15) credit hour requirement.

A student may not use these funds for educational purposes beyond the baccalaureate degree.

E. Cancellation of the Scholarship

1. The award will be terminated for any of the following reasons:
 - a) Failure to maintain a 2.5 cumulative grade point average on a 4.0 scale and/or **successfully** complete twenty seven (27) semester hours or the equivalent in the first academic year as a recipient and thirty (30) semester hours or the equivalent every academic year thereafter.
 - b) Failure to meet the continuously enrolled requirements.
 - c) Completion of a first baccalaureate degree.
 - d) Attempts a total of one hundred thirty semester (130) hours in eight (8) semesters at any approved institution unless degree requires additional hours.
 - e) Incarceration and/or violation of the drug-free pledge.

2. The recipient is responsible for notifying the Arkansas Department of Higher Education of any change in status (i.e. transfer to another eligible institution in Arkansas, change in name, etc.) before appropriate deadline dates. Failure to provide notification may result in the cancellation of the scholarship for that term.

F. Military Service

Recipients who are members of the Arkansas National Guard or Armed Forces Reserve units who are called to active duty for reasons other than regular unit training and are unable to complete the current term will be allowed to repeat the missed term without loss of scholarship credit. In addition, they will be placed in deferred status until six months after release from active duty, at which time they must be re-enrolled in an approved institution.

G. Repayment of Scholarships

If the recipient of a scholarship withdraws, drops out, or is expelled on or after the first day of class of a payment period, the institution will determine whether the student received an overpayment of financial aid funds for noninstitutional expenses. Overpayment is the difference between the amount received as cash disbursements and the amount incurred for non-institutional costs during the portion of the payment period that the student was actually enrolled. It is the institution's responsibility to contact students and recover overpayments.

H. Refunds

The Arkansas Academic Challenge Scholarship Program is entitled to a refund of the scholarship or loan amount, for that semester, if the recipient of a scholarship or loan withdraws, drops out, or is expelled on or after his or her first day of class of the payment period and the situation falls under the refund policy of the institution. The institution shall pay the refund to the Arkansas Department of Higher Education.

I. Overpayment

If the award of an Arkansas Academic Challenge Scholarship results in an overpayment to the student according to the state law (Arkansas Code § 6-80-105) governing the stacking of scholarships, the institution shall follow the ADHE Stacking policy in reducing the student's financial package to prevent the student from receiving funds above the federally recognized cost of attendance.

RULE 5 – INSTITUTIONAL RESPONSIBILITIES

I. College/University Responsibilities

A. Administrative Agreement

The chief executive officer of the eligible institution is responsible for appointing one representative from the financial aid office to act as administrator of the Arkansas Academic Challenge Scholarship Program and to receive all communications, forms, etc. This representative is responsible for verification, data and compliance with all program rules and regulations. The institution must comply with all rules and regulations in order to maintain continued eligibility status.

B. Disbursement Records

The institution shall maintain information on the student indicating disbursement of scholarship funds.

C. Institutional Verification

The institution shall provide certification of full-time enrollment and enrollment in courses that will meet satisfactory academic progress standards, as of the eleventh day of classes, by completing a Verification Roster each semester after registration. The Verification Roster is an alphabetical listing by institution of all persons receiving the award for a given academic term. The certifying official is responsible for completing the verification rosters each semester or trimester. The Arkansas Department of Higher Education shall provide electronic Verification Rosters to the Financial Aid Administrator for each semester or trimester as needed. The electronic Verification Rosters shall be returned to the Arkansas Department of Higher Education by November 1 for the fall term and by March 15 for the spring term. Students who are enrolled less than full-time in the current term shall not receive scholarship benefits in that term. The Arkansas Department of Higher Education shall also provide electronic continuing eligibility rosters to the Financial Aid Administrator before the end of the spring term. The continuing eligibility rosters shall be returned to the Arkansas Department of Higher Education no later than June 1 to ensure that adequate time is provided to notify students of their status in the program.

D. Deadlines for Disbursement of Funds

The deadline for disbursement of funds is no later than 10 days after receipt of funds. Any outstanding funds not disbursed by these dates must be returned to the Arkansas Department of Higher Education.

For those students whose applications are received by ADHE too late to allow disbursement by these dates, disbursement will be made within 10 working days of receipt of the verification roster and electronic transfer of funds.

E. Due Diligence

The institution will exercise due diligence in providing complete, accurate, and timely information as requested by the Arkansas Department of Higher Education on any Arkansas Academic Challenge Scholarship recipient or former recipient. In addition, the institution will exercise due diligence in complying with all the rules and regulations of the Arkansas Academic Challenge Scholarship Program. The Arkansas Department of Higher Education shall periodically review the institution's records concerning this program in an effort to exercise its due diligence requirements as a steward of state funds.

RULE 6 – SCHOLARSHIP RECIPIENT’S RESPONSIBILITIES

I. Arkansas Academic Challenge Scholarship Award Recipient's Responsibilities

It is the recipient's responsibility to notify the Arkansas Department of Higher Education of any change in status within 21 days. This will include:

- Change in name
- Change in address
- Change in institution
- Change in full-time status (twelve college credit hours for those students who are in their first fall semester following high school graduation, fifteen college credit hours for those students who are beyond the first fall semester following high school graduation)

Failure to notify the Arkansas Department of Higher Education of a change of status may affect future eligibility.

RULE 7 – PROGRAM DEFINITIONS

The following definitions are used in the Arkansas Academic Challenge Program:

ACADEMIC YEAR fall semester, spring semester, and first and second summer terms in that order.

ACT the ACT Assessment administered by ACT, Inc.

ACT EQUIVALENT the Scholastic Aptitude Test (SAT), COMPASS, ASSET Accuplacer, or other nationally normed test that is correlated with the ACT and approved by the Department of Higher Education for use by institutions of higher education to assess a person’s college readiness

APPROVED INSTITUTION an institution of higher education approved by the Department of Higher Education that is:

- e. A state-supported two-year or four-year college or university;
- f. A private, nonprofit two-year or four-year college or university with its primary headquarters located in Arkansas that is eligible to receive Title IV federal student aid funds; or
- g. An approved school of nursing.

APPROVED SCHOOL OF NURSING a school of nursing with its primary headquarters located in Arkansas that:

- a. prepares students as registered nurses;
- b. grants nursing diplomas;
- c. is eligible to participate in Title IV federal student aid programs;
- d. has been approved by the Arkansas State Board of Nursing;
- e. has been approved by the Department of Higher Education as eligible to participate; and
- f. is not a two-year or four-year college or university.

ARKANSAS RESIDENT To be considered an Arkansas resident by ADHE, a recipient and/or a recipient’s parents or guardians must be an Arkansas resident for twelve (12) months prior to enrollment in an approved institution of higher education. Further, the recipient and/or recipient’s parents or guardians claiming Arkansas residency may be asked to provide evidence of a permanent connection with the State of Arkansas. ADHE will look to one or more of the following to determine residency in those cases:

- (A) Information from FAFSA;
- (B) Valid Arkansas Driver’s License;
- (C) Proof of payment for Arkansas personal and/or real taxes for previous year;
- (D) Proof of Arkansas vehicle registration;
- (E) Proof of Arkansas voter registration; and
- (F) Other forms of proof of Arkansas residency.

CITIZEN a person who is a U.S. citizen or a lawful permanent resident. If the recipient is not a U.S. citizen, but a lawful permanent resident, the recipient must submit a copy of the lawful permanent resident form I-151, I-551, I-94, or G-641 to the application.

CONTINUOUSLY ENROLLED traditional student that completes twenty seven (27) semester hours at an approved institution of higher education in the first academic year as a recipient and completes thirty (30) semester hours at an approved institution of higher education each academic year thereafter, not including summer terms.

COST OF ATTENDANCE An estimate of a student's educational expenses that is designed to provide an accurate projection of the reasonable costs for the period of enrollment. Allowable cost include tuition and fees, room and board, books, supplies, transportation, disability expenses, loan fees, dependent care, study abroad expenses and miscellaneous expenses. Standard cost of attendance will vary for different categories of students. Institutions must maintain written documentation supporting the determined cost of attendance.

ELIGIBLE APPLICANT any applicant who meets the eligibility criteria established in Rule 2.

END-OF- COURSE ASSESSMENT an examination taken at the completion of a course of study to determine whether a student demonstrates attainment of the knowledge and skills necessary for mastery of that subject.

FIRST-TIME FRESHMAN any student currently enrolled as a first-year college student, who has never previously been enrolled as a first-year college student. High school students who complete their senior year of high school while enrolled in a two/four-year college will be considered first-time freshmen in the first year of college work following high school graduation.

FULL-TIME STUDENT twelve college credit hours or its equivalent per semester for students who are in the first fall semester of college, fifteen college credit hours or its equivalent per fall and spring semester for those students who are beyond their first fall semester in college. Those students who are set to graduate with a bachelor's degree at the end of a

semester shall be exempt from the fifteen (15) credit hour requirement.

HIGH SCHOOL GPA the numbered grade averaged on a student's high school transcript calculated using the first seven (7) of the last eight (8) semesters the student completed prior to graduating high school.

INCARCERATION serving or being sentenced to serve time in confinement in a jail or prison; imprisonment. Incarceration will result in ineligibility for the Academic Challenge Scholarship.

LAWFUL PERMANENT RESIDENT a non-United States citizen who resides in the United States under a legally recognized and lawfully recorded permanent residence.

POSTSECONDARY GPA the cumulative numbered grade average for college credit courses as calculated using a 4.0 scale.

PROFESSIONAL JUDGMENT authority of ADHE professional staff that allows for the special consideration of applications or renewal requests when situations exist that prohibit the student from meeting the exact guidelines as stated, when specific documentation provided by the student, high school, or approved institution shows that the student meets the objectives or purpose of the program.

QUALIFIED CERTIFICATE PROGRAM a program that is:
(A) Offered by an approved institution of higher education;
(B) For which credit hours are awarded that are creditable toward an associate degree; and
(C) Recognized by the U.S. Department of Education for financial aid purposes.

RECIPIENT an applicant awarded a scholarship funded through the program.

Scholarship Hold **the temporary suspension of a scholarship award to a traditional student**

Successfully Completed **that a student completed a course at an institution of higher education and received the equivalent of a minimum letter grade of "D"**

TRADITIONAL STUDENT

a student who will enter postsecondary education as a full-time, first-time freshman ~~within twelve (12) months~~ **on or before the fall semester of the academic year** after graduating from high school and remains continuously enrolled as a full-time student **unless granted a scholarship hold by ADHE**. Does not include students awarded as a current achiever student.

ACADEMIC CHALLENGE SCHOLARSHIP PROGRAM

PART 2 (CURRENT ACHIEVER STUDENT)

RULE 1 – ORGANIZATION AND STRUCTURE

- I. The Arkansas Department of Higher Education (ADHE) shall administer the Arkansas Academic Challenge Scholarship Program within the policies set by the Arkansas Higher Education Coordinating Board. All formal communications shall be addressed to or signed by the Director of the Arkansas Department of Higher Education or his/her designee.
- II. The Director of the Arkansas Department of Higher Education has the final responsibility for selecting scholarship recipients pursuant to the provisions of Acts 352, 362 and 733 of 1991, Act 47 of 1992, Acts 720, 1170 and 1244 of 1993, Acts 188 and 228 of 1995, Act 858 of 1999, Acts 1612, 1664 and 1836 of 2001, Acts 1014, 2197, 2011 and 2214 of 2005, Acts 274 and 840 of 2007, Acts 606 and 1405 of 2009, Acts 265 and 294 of 2010, **Act 207 of 2011** and subsequent legislation, and program rules and regulations.
- III. The Arkansas Department of Higher Education shall follow the provisions of the Administrative Procedures Act when functioning under Acts 352, 362 and 733 of 1991, Act 47 of 1992, Acts 720, 1170 and 1244 of 1993, Acts 188 and 228 of 1995, Act 858 of 1999, Acts 1612, 1664, and 1836 of 2001, Act 1798 of 2003, Acts 1014, 2197, 2011 and 2214 of 2005, Acts 274 and 840 of 2007, Acts 606 and 1405 of 2009, Acts 265 and 294 of 2010, **Act 207 of 2011** and subsequent legislation.

RULE 2 – SCHOLARSHIP ELIGIBILITY CRITERIA

- I. Eligibility Criteria

An applicant must meet the following requirements to be eligible to receive the Arkansas Academic Challenge Scholarship:

- A. The applicant must be a citizen of the United States or a lawful permanent resident.
- B. The applicant shall have been an Arkansas resident for at least the twelve (12) months immediately preceding the date the applicant will enroll in an approved institution of higher education, or if the applicant is less than twenty-one (21) years of age, either the applicant or a

parent or guardian of the applicant shall have maintained Arkansas residency for the same period of time.

- C. The applicant must have entered postsecondary education before the 2010-2011 academic year as a full-time, first-time freshman within twelve (12) months of graduation from high school.
- D. The applicant has been continuously enrolled at an institution of higher education since entering an institution of higher education. Continuously enrolled requires the **successful** completion of at least twelve (12) semester hours of courses in consecutive semesters, ~~not including a summer term,~~ before receiving this scholarship. **ADHE may waive this requirement due to the applicant's full-time duty in the active uniformed service of the United States, including members of the National Guard and reserve components of the armed forces on active duty orders.**
- E. The applicant has **successfully** completed at least twelve (12) semester hours of courses granting three (3) or more hours of credit per course at an approved institution of higher education. A course granting less than three (3) hours of credit may be counted toward the twelve (12) semester credit hours if it is related to a credit course required for a degree.
- F. The applicant has achieved a cumulative postsecondary grade point average of at least a 2.5.
- G. The recipient must be enrolled full-time, fifteen (15) semester hours or the equivalent every semester, not including a summer term.
- H. The applicant must be enrolled in a program of study, which leads to or is creditable towards a baccalaureate degree. These programs include baccalaureate degree programs, associate degree programs, qualified certificate programs and nursing school diplomas.
- I. The applicant shall not owe a refund on a federal or state student financial aid grant for higher education, not be in default on a state or federal student financial aid loan for higher education, and not have borrowed, as determined by the approved institution of higher education to be attended, in excess of the annual loan limits under the Federal Family Educational Loan Program Systems, William D. Ford Federal Direct Loan Program, Income Contingent Loan Demonstration Program, Federal Stafford Loan Program, Parent Loan for Undergraduate Students Program, or Supplemental Loan for Students Program in the same academic year for which the student has applied for this scholarship under this subchapter.

- J. The applicant shall not be incarcerated at the time of the application for or during the time the applicant receives a scholarship.
- K. Applicants must certify that they are drug-free and must pledge to refrain from the use or abuse of illegal substances. This includes alcohol for applicants less than twenty-one years of age.
- L. Any male applicant under twenty-six years of age must file a Statement of Selective Service Status with the postsecondary education institution at which he is enrolled certifying that he has complied with the terms of the Military Selective Service Act before funds can be disbursed.
- M. Applicant must complete and submit to the U.S. Department of Education the Free Application for Federal Student Aid (FAFSA) or a subsequent application required by the U.S. Department of Education for federal financial aid.
- N. A recipient of a Governor’s Distinguished Scholarship is prohibited from receiving an Academic Challenge Scholarship.

O. Applicant cannot have:

- 1. Earned a baccalaureate degree;**
- 2. Completed one hundred thirty (130) semester hours of credit at an institution of higher education;**
- 3. For award at a two-year college, cannot have earned an associate degree; or**
- 4. For award at a two-year college, cannot have completed sixty-six (66) semester hours of credit at an institution of higher education.**

II. Continued Eligibility

Recipients must meet the following criteria in order to have their scholarship renewed:

- a. Maintain a 2.5 cumulative postsecondary GPA;
- b. **Successfully** ~~C~~complete at least fifteen (15) semester hours of courses in consecutive semesters, not including a summer term;
- c. Shall be continuously enrolled unless the Arkansas Department of Higher Education has approved a leave of absence.
- d. Meet the satisfactory academic progress standards required to receive other federal financial aid at the approved institution where enrolled;
- e. **Successfully** ~~C~~complete all remedial courses required within the first thirty (30) semester hours attempted after receiving the scholarship;
- f. Enroll in courses that lead toward a baccalaureate degree program after attempting the lesser of:

- i. Sixty-six (66) semester hours; or
- ii. Completion of an associate degree program, unless the number of hours required to complete the associate's degree program exceeds sixty-six (66) semester hours, in which case, the higher number of hours for completion shall be used.

If the recipient becomes ineligible for the scholarship because the recipient's postsecondary grade point average or number of completed semester hours no longer meets the minimum criteria for the scholarship, the recipient may regain eligibility one (1) time in an academic year if the recipient completes the required number of hours and/or achieves a 2.5 cumulative grade point average during the summer term(s), at the recipient's own expense.

A recipient who meets the continuing eligibility requirements shall receive the scholarship for one (1) academic year renewable annually until the recipient first:

1. Earns a baccalaureate degree; or
2. (A) Attempts a total of one hundred thirty (130) semester hours in eight (8) semesters at any approved institution as an undergraduate full-time student.
(B) If the recipient's undergraduate degree requires additional hours, the Department of Higher Education, in conjunction with the approved institution where the recipient is enrolled, shall determine the maximum period of time for renewal of the scholarship.

III. Literacy Tutoring

As an additional component to the Arkansas Academic Challenge Scholarship:

1. Each applicant for the scholarship shall agree that for each year the scholarship is awarded he or she may volunteer to serve as a literacy tutor for a minimum of twenty (20) clock hours each semester in a public school or a faith-based educational institution serving students in prekindergarten through grade six (preK-6);
2. A recipient who agrees to volunteer as a literacy tutor:
 - A. Shall complete the prerequisite training in literacy and college readiness skills provided under this section before he or she begins tutoring; and
 - B. May receive college credit for the tutoring as determined by the institution of higher education where the recipient is enrolled; and
3. An enrolled college student who participates in the tutorial program and fails to meet the academic eligibility requirement under this subchapter for the fall or spring semester shall be given the

probationary opportunity during the subsequent spring or summer term to continue his or her education and improve academic performance before losing scholarship funding in the subsequent semester.

A recipient who agrees to volunteer as a literacy tutor under this section shall receive the prerequisite training in literacy and college readiness from an approved institution of higher education based on training modules developed by the Department of Education.

RULE 3 – APPLICATION PROCESS

I. Application

Students must submit an on-line application, available at the ADHE website.

II. Submission of Application and Application Deadline

The application deadline shall be June 1 ~~for the following Fall term and November 1 for the following Spring term~~. At its discretion, the ADHE may extend the deadline, provided sufficient notice is provided to the public. The applicant is responsible for submitting the application and all supporting documentation in a timely manner.

III. Amount of Scholarship

~~The annual scholarship award amount for a full-time student enrolled at a 4-year approved institution is \$5,000.~~

~~The annual scholarship award amount for a full-time student enrolled at a 2-year approved institution or approved nursing school is \$2,500.~~

The scholarship award for a full-time student enrolled in one (1) of the following institutions of higher education is one-half (1/2) of the scholarship award amount for a full-time undergraduate student enrolled in a four-year approved institution of higher education:

- 1. A two-year approved institution of higher education;**
- 2. A branch campus of a four-year approved institution of higher education; or**
- 3. An approved nursing school.**

IV. Award Notification and Prioritization of Awards

During times when there exist a funding shortage to provide scholarships to all eligible current achiever applicants, the Department of Higher Education shall

give priority to a recipient who has met continuing eligibility requirements prior to receipt of a scholarship by a first-time applicant. In the event that funding is still insufficient, the department's selection criteria will consist of value points assigned to academic achievement measures and other criteria including: level of progress towards completion of a qualified certificate, nursing diploma, associate degree or a baccalaureate degree; enrollment in or intent to enroll in a program of study that is in an area of critical workforce need as determined by the department; or is in a science, technology, engineering, or mathematics field; and postsecondary grade point average. Value points assigned to each selection criterion are weighted as follows:

Highest level of progress toward completion of a qualified certificate, nursing diploma, associate degree or a baccalaureate degree -----70%

Postsecondary grade point average (based on a 4.0 grading scale) --20%

Enrollment in or intent to enroll (by declaring a major) in a program of study that is in an area of critical workforce need as determined by the department or is in a science, technology, engineering, or mathematics field-----10%

The Arkansas Department of Higher Education shall notify each eligible applicant of his/her award. The award notice includes the student's name, address, social security number, the actual amount the student is eligible to receive, and the student's first institutional choice as indicated on the application form. The award notice also explains the Arkansas Department of Higher Education's disbursement procedures and conditions of the Academic Challenge Scholarship.

The recipient, or the recipient's parent or guardian(s) if the recipient is less than 18 years of age, receiving state-supported student financial assistance shall complete and sign a consent form opting-in or opting-out of authorizing the release of the student's individual information to the Bureau of Legislative Research. Opting-out of the release of information to the Bureau of Legislative Research will not affect a student's eligibility for financial aid.

The information consented to be released by the student shall include:

1. A unique identifier;
2. Status for the Federal Pell Grant;
3. Postsecondary grade point average;
4. Number of semester hours attempted;
5. Number of semester hours completed;
6. Gender, race, ethnicity, and age;
7. High school graduated from or General Educational Development test score;
8. High school grade point average;
9. ACT score or ACT equivalent score, if available.

The consent does not authorize the release of the student's or the student's parents' name, address, or income.

This information will be used to guide the Arkansas General Assembly's evaluation of the need for adjustments to scholarship programs and funding levels.

V. Ineligible Notification

The Arkansas Department of Higher Education shall notify applicants who are determined to be ineligible and provide the reason for ineligibility. They will also be given instructions on how to correct any information on the application they believe to be incorrect.

VI. Incomplete Notification

Applicants who fail to submit complete applications, or who fail to supply the required documentation to process the application, will be classified as Incomplete. The Arkansas Department of Higher Education shall notify these students of their status. The Incomplete notice provides a list of the incomplete items and the actions necessary for completion.

RULE 4 – SCHOLARSHIP PAYMENT POLICIES

I. Limits of Payment

A. Payment of Scholarships

The Arkansas Department of Higher Education shall disburse scholarship to the approved institution of the student's choice. The Arkansas Department of Higher Education shall send funds to the institution via electronic funds transfer or state warrant. After verification of full-time enrollment, the institution will disburse the scholarship to the student according to the institution's disbursement procedures. The scholarship payment will correspond to academic terms, semesters, quarters, or equivalent time periods at the eligible institution. In no instance may the entire amount of the scholarship disbursement for an educational year be paid to or on behalf of such student in advance.

B. Transfer of Scholarships to Another Approved Institution

A recipient who has received an Academic Challenge Scholarship may transfer the scholarship to another approved Arkansas institution of higher education, provided that:

1. The student notifies the Arkansas Department of Higher Education of the change of status by October 1 for the fall term and by February 1 for the winter and/or spring terms;
2. If transferring institutions between the Fall and Spring terms, the student shall submit an official transcript to ADHE.

C. Withdrawal Policy

A recipient shall be continuously enrolled unless the Arkansas Department of Higher Education has approved a leave of absence. The department shall allow a student to withdraw from the Arkansas Academic Challenge Scholarship Program for no more than one (1) year due to:

1. A medical condition of the recipient or a member of the recipient's immediate family **that, on the basis of a physician's good-faith judgment, necessitates the student or the student's immediate family member to be hospitalized or receive outpatient or home-based medical care or recuperation until released by the attending physician;**
2. A personal or family emergency **that requires the student to:**
 - a. **Attend the funeral of an immediate family member; or**
 - b. **Visit a relative of the student if the relative has a medical condition in which death is possible or imminent;**
3. Military service (also see Section F);
4. A commitment for twelve (12) **to twenty-four (24)** months or more for community, national, or global humanitarian **of:**
 - a. **Service in a national or international humanitarian project sponsored by a nonprofit corporation organized with a charitable or educational purpose;**
 - b. **The student's commitment shall be expressed in a written agreement with the nonprofit organization including the terms of completion for the student's service on the related project;**

- c. **The department shall release a scholarship hold if the department determines that the student did not complete the commitment under the written agreement;** or
- 5. Any other reason approved by the Arkansas Department of Higher Education

The recipient must submit a written petition for withdrawal. The petition shall give the reason for withdrawal and be supported by documentation. In the absence of extraordinary circumstances, the award will be revoked if the recipient fails to enroll full-time in an eligible institution in Arkansas, and the Arkansas Department of Higher Education receives neither notification of transfer of the scholarship to another eligible institution, nor a petition for withdrawal by the recipient by October 1 for the fall term and February 1 for the winter and/or spring terms. At the discretion of the Department of Higher Education, the award will not be revoked if it is determined by ADHE that extraordinary circumstances prevented the student from notifying ADHE by the required dates.

D. Renewal of Scholarship

A recipient who meets the continuing eligibility requirements shall receive the scholarship for one (1) academic year renewable annually until the recipient first:

1. Earns a baccalaureate degree;
2. (A) Attempts a total of one hundred thirty (130) semester hours in eight (8) semesters at any approved institution as an undergraduate full-time student.
(B) If the recipient's undergraduate degree requires additional hours, the Department of Higher Education, in conjunction with the approved institution where the recipient is enrolled, shall determine the maximum period of time for renewal of the scholarship.

Those recipients who are set to graduate with their bachelor's degree at the end of their current semester of funding shall be exempt from the fifteen (15) credit hour requirement.

A student may not use these funds for educational purposes beyond the baccalaureate degree.

E. Cancellation of the Scholarship

1. The award will be terminated for any of the following reasons:
 - a) Failure to maintain a 2.5 cumulative grade point average on a 4.0 scale and/or failure to **successfully** complete at

least fifteen (15) semester hours of courses in consecutive semesters, not including summer terms.

- b) Failure to maintain continued eligibility requirements.
- c) Completion of a first baccalaureate degree.
- d) Attempts a total of one hundred thirty semester (130) hours in eight (8) semesters at any approved institution unless degree requires additional hours.
- e) Incarceration and/or violation of the drug-free pledge.

- 2. The recipient is responsible for notifying the Arkansas Department of Higher Education of any change in status (i.e. transfer to another eligible institution in Arkansas, change in name, etc.) before appropriate deadline dates. Failure to provide notification may result in the cancellation of the scholarship for that term.

F. Military Service

Recipients who are members of the Arkansas National Guard or Armed Forces Reserve units who are called to active duty for reasons other than regular unit training and are unable to complete the current term will be allowed to repeat the missed term without loss of scholarship credit. In addition, they will be placed in deferred status until six months after release from active duty, at which time they must be re-enrolled in an approved institution.

G. Repayment of Scholarships

If the recipient of a scholarship withdraws, drops out, or is expelled on or after the first day of class of a payment period, the institution will determine whether the student received an overpayment of financial aid funds for noninstitutional expenses. Overpayment is the difference between the amount received as cash disbursements and the amount incurred for non-institutional costs during the portion of the payment period that the student was actually enrolled. It is the institution's responsibility to contact students and recover overpayments.

H. Refunds

The Arkansas Academic Challenge Scholarship Program is entitled to a refund of the scholarship or loan amount, for that semester, if the recipient of a scholarship or loan withdraws, drops out, or is expelled on or after his or her first day of class of the payment period and the

situation falls under the refund policy of the institution. The institution shall pay the refund to the Arkansas Department of Higher Education.

I. Overpayment

If the award of an Arkansas Academic Challenge Scholarship results in an overpayment to the student according to the state law (Arkansas Code § 6-80-105) governing the stacking of scholarships, the institution shall follow the ADHE Stacking policy in reducing the student's financial package to prevent the student from receiving funds above the federally recognized cost of attendance.

RULE 5 – INSTITUTIONAL RESPONSIBILITIES

I. College/University Responsibilities

A. Administrative Agreement

The chief executive officer of the eligible institution is responsible for appointing one representative from the financial aid office to act as administrator of the Arkansas Academic Challenge Scholarship Program and to receive all communications, forms, etc. This representative is responsible for verification, data and compliance with all program rules and regulations. The institution must comply with all rules and regulations in order to maintain continued eligibility status.

B. Disbursement Records

The institution shall maintain information on the student indicating disbursement of scholarship funds.

C. Institutional Verification

The institution shall provide certification of full-time enrollment and enrollment in courses that will meet satisfactory academic progress standards, as of the eleventh day of classes, by completing a Verification Roster each semester after registration. The Verification Roster is an alphabetical listing by institution of all persons receiving the award for a given academic term. The certifying official is responsible for completing the verification rosters each semester or trimester. The Arkansas Department of Higher Education shall provide electronic Verification Rosters to the Financial Aid Administrator for each semester or trimester as needed. The electronic Verification Rosters shall be returned to the Arkansas Department of Higher Education by November 1 for the fall term and by March 15 for the

spring term. Students who are enrolled less than full-time in the current term shall not receive scholarship benefits in that term. The Arkansas Department of Higher Education shall also provide electronic continuing eligibility rosters to the Financial Aid Administrator before the end of the spring term. The continuing eligibility rosters shall be returned to the Arkansas Department of Higher Education no later than June 1 to ensure that adequate time is provided to notify students of their status in the program.

D. Deadlines for Disbursement of Funds

The deadline for disbursement of funds is no later than 10 days after receipt of funds. Any outstanding funds not disbursed by these dates must be returned to the Arkansas Department of Higher Education. For those students whose applications are received by ADHE too late to allow disbursement by these dates, disbursement will be made within 10 working days of receipt of the verification roster and electronic transfer of funds.

E. Due Diligence

The institution will exercise due diligence in providing complete, accurate, and timely information as requested by the Arkansas Department of Higher Education on any Arkansas Academic Challenge Scholarship recipient or former recipient. In addition, the institution will exercise due diligence in complying with all the rules and regulations of the Arkansas Academic Challenge Scholarship Program. The Arkansas Department of Higher Education shall periodically review the institution's records concerning this program in an effort to exercise its due diligence requirements as a steward of state funds.

RULE 6 – SCHOLARSHIP RECIPIENT’S RESPONSIBILITIES

I. Arkansas Academic Challenge Scholarship Award Recipient's Responsibilities

It is the recipient's responsibility to notify the Arkansas Department of Higher Education of any change in status within 21 days. This will include:

- Change in name
- Change in address
- Change in institution
- Change in full-time status (twelve college credit hours for those students who are in their first fall semester following high school graduation, fifteen college credit hours for those students who

are beyond the first fall semester following high school graduation)

Failure to notify the Arkansas Department of Higher Education of a change of status may affect future eligibility.

RULE 7 – PROGRAM DEFINITIONS

The following definitions are used in the Arkansas Academic Challenge Program:

- ACADEMIC YEAR* fall semester, spring semester, and first and second summer terms in that order.
- APPROVED INSTITUTION* an institution of higher education approved by the Department of Higher Education that is:
- h. A state-supported two-year or four-year college or university;
 - i. A private, nonprofit two-year or four-year college or university with its primary headquarters located in Arkansas that is eligible to receive Title IV federal student aid funds; or
 - j. An approved school of nursing.
- APPROVED SCHOOL OF NURSING* a school of nursing with its primary headquarters located in Arkansas that:
- g. prepares students as registered nurses;
 - h. grants nursing diplomas;
 - i. is eligible to participate in Title IV federal student aid programs;
 - j. has been approved by the Arkansas State Board of Nursing;
 - k. has been approved by the Department of Higher Education as eligible to participate; and
 - l. is not a two-year or four-year college or university.
- ARKANSAS RESIDENT* to be considered an Arkansas resident by ADHE, a recipient and/or a recipient’s parents or guardians must be an Arkansas resident for twelve (12) months prior to enrollment at an approved institution of higher education. Further, the recipient and/or recipient’s parents or guardians claiming Arkansas residency may be asked to provide evidence of a permanent connection with the State of Arkansas. ADHE will look to one or more of the following to determine residency in those cases:
- (A) Information from FAFSA;

- (B) Valid Arkansas Driver's License;
- (C) Proof of payment for Arkansas personal and/or real taxes for previous year;
- (D) Proof of Arkansas vehicle registration;
- (E) Proof of Arkansas voter registration; and
- (F) Other forms of proof of Arkansas residency.

CITIZEN a person who is a U.S. citizen or a lawful permanent resident. If the recipient is not a U.S. citizen, but a lawful permanent resident, the recipient must submit a copy of the lawful permanent resident form I-151, I-551, I-94, or G-641 to the application.

CONTINUOUSLY ENROLLED Before receiving an Academic Challenge Scholarship – Part II as a Current Achiever, a recipient must have completed at least twelve (12) semester hours of courses in consecutive semesters, ~~not including a summer term.~~ As a recipient of the Academic Challenge Scholarship – Part II as a "Current Achiever, a student must complete at least fifteen (15) semester hours of courses in consecutive semesters, not including a summer term.

COST OF ATTENDANCE An estimate of a student's educational expenses that is designed to provide an accurate projection of the reasonable costs for the period of enrollment. Allowable cost include tuition and fees, room and board, books, supplies, transportation, disability expenses, loan fees, dependent care, study abroad expenses and miscellaneous expenses. Standard cost of attendance will vary for different categories of students. Institutions must maintain written documentation supporting the determined cost of attendance.

CURRENT ACHIEVER STUDENT student who is not awarded as traditional student or nontraditional student.

ELIGIBLE APPLICANT any applicant who meets the eligibility criteria established in Rule 2.

FIRST-TIME FRESHMAN any student who enrolled as a first-year college student, who has never previously been enrolled as a first-year college student. High school students who complete their senior year of high school while enrolled in a two/four-year college will be considered first-time freshmen in the first year of college work following high school graduation.

FULL-TIME STUDENT fifteen (15) college credit hours or its equivalent per fall and spring semester. Those students who are set to graduate with a bachelor's degree at the end of a semester shall be exempt from the fifteen (15) credit hour requirement.

INCARCERATION serving or being sentenced to serve time in confinement in a jail or prison; imprisonment. Incarceration will result in ineligibility for the Academic Challenge Scholarship.

LAWFUL PERMANENT RESIDENT a non-United States citizen who resides in the United States under a legally recognized and lawfully recorded permanent residence.

POSTSECONDARY GPA the cumulative numbered grade average for college credit courses as calculated using a 4.0 scale.

PROFESSIONAL JUDGMENT authority of ADHE professional staff that allows for the special consideration of applications or renewal requests when situations exist that prohibit the student from meeting the exact guidelines as stated, when specific documentation provided by the student, high school, or approved institution shows that the student meets the objectives or purpose of the program.

QUALIFIED CERTIFICATE PROGRAM a program that is:
(A) Offered by an approved institution of higher education;
(B) For which credit hours are awarded that are creditable toward an associate degree; and
(C) Recognized by the U.S. Department of Education for financial aid purposes.

RECIPIENT an applicant awarded a scholarship funded through the program.

Successfully Completed that a student completed a course at an institution of higher education and received the equivalent of a minimum letter grade of "D"

ACADEMIC CHALLENGE SCHOLARSHIP PROGRAM

PART 2 (NONTRADITIONAL STUDENT)

RULE 1 – ORGANIZATION AND STRUCTURE

- I. The Arkansas Department of Higher Education (ADHE) shall administer the Arkansas Academic Challenge Scholarship Program within the policies set by the Arkansas Higher Education Coordinating Board. All formal communications shall be addressed to or signed by the Director of the Arkansas Department of Higher Education or his/her designee.
- II. The Director of the Arkansas Department of Higher Education has the final responsibility for selecting scholarship recipients pursuant to the provisions of Acts 352, 362 and 733 of 1991, Act 47 of 1992, Acts 720, 1170 and 1244 of 1993, Acts 188 and 228 of 1995, Act 858 of 1999, Acts 1612, 1664 and 1836 of 2001, Acts 1014, 2197, 2011 and 2214 of 2005, Acts 274 and 840 of 2007, Acts 606 and 1405 of 2009, Acts 265 and 294 of 2010, **Act 207 of 2011** and subsequent legislation, and program rules and regulations.
- III. The Arkansas Department of Higher Education shall follow the provisions of the Administrative Procedures Act when functioning under Acts 352, 362 and 733 of 1991, Act 47 of 1992, Acts 720, 1170 and 1244 of 1993, Acts 188 and 228 of 1995, Act 858 of 1999, Acts 1612, 1664, and 1836 of 2001, Act 1798 of 2003, Acts 1014, 2197, 2011 and 2214 of 2005, Acts 274 and 840 of 2007, Acts 606 and 1405 of 2009, Acts 265 and 294 of 2010, **Act 207 of 2011** and subsequent legislation.

RULE 2 – SCHOLARSHIP ELIGIBILITY CRITERIA

- I. Eligibility Criteria

An applicant must meet the following requirements to be eligible to receive the Arkansas Academic Challenge Scholarship:

- A. The applicant must be a citizen of the United States or a lawful permanent resident.
- B. The applicant shall have been an Arkansas resident for at least the twelve (12) months immediately preceding the date the applicant will enroll in an approved institution of higher education or if the applicant is less than twenty-one (21) years of age, either the applicant or a parent or guardian of the applicant shall have maintained Arkansas residency for the same period of time.
- C. The applicant must be accepted for admission and enrolled as a full-time or part-time student at an approved institution.

- D. The applicant must be enrolled in a program of study, which leads to or is creditable towards a baccalaureate degree. These programs include baccalaureate degree programs, associate degree programs, qualified certificate programs and nursing school diplomas.
- E. The applicant shall not have already earned a baccalaureate degree.
- F. The applicant shall not owe a refund on a federal or state student financial aid grant for higher education, not be in default on a state or federal student financial aid loan for higher education, and not have borrowed, as determined by the approved institution of higher education to be attended, in excess of the annual loan limits under the Federal Family Educational Loan Program Systems, William D. Ford Federal Direct Loan Program, Income Contingent Loan Demonstration Program, Federal Stafford Loan Program, Parent Loan for Undergraduate Students Program, or Supplemental Loan for Students Program in the same academic year for which the student has applied for this scholarship under this subchapter.
- G. The applicant shall not be incarcerated at the time of the application for or during the time the applicant receives a scholarship.
- H. Applicants must certify that they are drug-free and must pledge to refrain from the use or abuse of illegal substances. This includes alcohol for applicants less than twenty-one years of age.
- I. Any male applicant under twenty-six years of age must file a Statement of Selective Service Status with the postsecondary education institution at which he is enrolled certifying that he has complied with the terms of the Military Selective Service Act before funds can be disbursed.
- J. Applicant must complete and submit to the U.S. Department of Education the Free Application for Federal Student Aid (FAFSA) or a subsequent application required by the U.S. Department of Education for federal financial aid.
- K. Applicant must meet one of the following criteria:
 - a. Graduated from an Arkansas public high school and achieved a 2.5 high school grade point average or had a minimum composite score of nineteen (19) on the ACT or the equivalent score on an ACT equivalent **and has not successfully completed twelve (12) or more semester hours of credit**; or
 - b. **If the student** has successfully completed at least twelve (12) semester hours of courses granting three (3) or more hours of credit at an approved institution of higher education (A course granting less than three (3) hours of credit may be counted

toward the twelve (12) semester credit hours if it is related to a credit course required or a degree.) **must have:**

- 1.** Earned a postsecondary grade point average of at least 2.5; or
- 2.** Graduated from a private high school, out-of-state high school, a home school high school or obtained a General Educational Development certificate and achieve a minimum composite score of nineteen (19) on the ACT or the equivalent score on an ACT equivalent.

L. A recipient of a Governor’s Distinguished Scholarship is prohibited from receiving an Academic Challenge Scholarship.

M. Applicant cannot have:

- 1. Earned a baccalaureate degree;**
- 2. Completed one hundred thirty (130) semester hours of credit at an institution of higher education;**
- 3. For award at a two-year college, cannot have earned an associate degree; or**
- 4. For award at a two-year college, cannot have completed sixty-six (66) semester hours of credit at an institution of higher education.**

IV. Continued Eligibility

Recipients must meet the following criteria in order to have their scholarship renewed:

- a. Maintain a 2.5 cumulative postsecondary GPA;
- b. **Successfully** ~~C~~complete at least fifteen (15) semester hours of courses in consecutive semesters for a full-time student.
Successfully ~~C~~complete at least six (6) semester hours of courses in consecutive semesters for a part-time student;
- c. Shall be continuously enrolled unless the Arkansas Department of Higher Education has approved a leave of absence.
- d. Meet the satisfactory academic progress standards required to receive other financial aid at the approved institution where enrolled;
- e. **Successfully** ~~C~~complete all remedial courses required within the first thirty (30) semester hours attempted after receiving the scholarship
- f. Enroll in courses that lead toward a baccalaureate degree program after attempting the lesser of:
 - i. Sixty-six (66) semester hours; or

- ii. Completion of an associate degree program, unless the number of hours required to complete the associate's degree program exceeds sixty-six (66) semester hours, in which case, the higher number of hours for completion shall be used.

If the recipient becomes ineligible for the scholarship because the recipient's postsecondary grade point average or number of completed semester hours no longer meets the minimum criteria for the scholarship, the recipient may regain eligibility one (1) time in an academic year if the recipient completes the required number of hours and/or achieves a 2.5 cumulative grade point average during the summer term(s), at the recipient's own expense.

A recipient who meets the continuing eligibility requirements shall receive the scholarship for one (1) academic year renewable annually until the recipient first:

1. Earns a baccalaureate degree; or
2. (A) Attempts a total of one hundred thirty (130) semester hours in eight (8) semesters at any approved institution as an undergraduate full-time student.
(B) If the recipient's undergraduate degree requires additional hours, the Department of Higher Education, in conjunction with the approved institution where the recipient is enrolled, shall determine the maximum period of time for renewal of the scholarship; or
3. (A) Attempts a total of one hundred thirty (130) semester hours in sixteen (16) semesters at any approved institution as an undergraduate part-time student.
(B) If the recipient's undergraduate degree requires additional hours, the Department of Higher Education, in conjunction with the approved institution where the recipient is enrolled, shall determine the maximum period of time for renewal of the scholarship.

V. Literacy Tutoring

As an additional component to the Arkansas Academic Challenge Scholarship:

1. Each applicant for the scholarship shall agree that for each year the scholarship is awarded he or she may volunteer to serve as a literacy tutor for a minimum of twenty (20) clock hours each semester in a

- public school or a faith based educational institution serving students in prekindergarten through grade six (preK-6);
2. A recipient who agrees to volunteer as a literacy tutor:
 - A. Shall complete the prerequisite training in literacy and college readiness skills provided under this section before he or she begins tutoring; and
 - B. May receive college credit for the tutoring as determined by the institution of higher education where the recipient is enrolled; and
 3. An enrolled college student who participates in the tutorial program and fails to meet the academic eligibility requirement under this subchapter for the fall or spring semester shall be given the probationary opportunity during the subsequent spring or summer term to continue his or her education and improve academic performance before losing scholarship funding in the subsequent semester.

A recipient who agrees to volunteer as a literacy tutor under this section shall receive the prerequisite training in literacy and college readiness from an approved institution of higher education based on training modules developed by the Department of Education.

RULE 3 – APPLICATION PROCESS

I. Application

Students must submit an on-line application, available at the ADHE website.

II. Submission of Application and Application Deadline

The application deadline shall be June 1 ~~for the following Fall term and November 1 for the following Spring term.~~ At its discretion, the ADHE may extend the deadline, provided sufficient notice is provided to the public. The applicant is responsible for submitting the application and all supporting documentation in a timely manner.

III. Amount of Scholarship

~~The annual scholarship award amount for a full-time student enrolled at a 4-year approved institution is \$5,000.~~

~~The annual scholarship award amount for a full-time student enrolled at a 2-year approved institution or approved nursing school is \$2,500.~~

The scholarship award for a full-time student enrolled in one (1) of the following institutions of higher education is one-half (1/2) of the scholarship award amount for a full-time undergraduate student enrolled

in a four-year approved institution of higher education:

1. **A two-year approved institution of higher education;**
2. **A branch campus of a four-year approved institution of higher education; or**
3. **An approved nursing school.**

The scholarship award amount for a part-time student shall be one-half (1/2) of the award amount for a full-time student, if the recipient is enrolled in at least six (6) semester hours but less than nine (9) semester hours. The scholarship award amount for a part-time student shall be three-quarters (3/4) of the award amount for a full-time student, if the recipient is enrolled in at least nine (9) semester hours but less than the number of hours required for a full-time student.

IV. Award Notification and Prioritization of Awards

The approved allocation for the nontraditional student category under the Academic Challenge Scholarship Program Part 2 shall be divided equally between the approved 2-year and 4-year institutions of higher education. The funds allocated for the approved 2-year and 4-year institutions of higher education will then be divided equally among two (2) categories of students:

1. Delayed Student – An eligible applicant who did not enroll in college within one year of high school graduation AND has no prior college credit, other than concurrent credit that was earned in high school or credit earned via prior learning assessment or corporate or military credit.
2. Earn-In Student – An eligible applicant who has attended or is currently enrolled in a postsecondary institution AND does not currently receive the Academic Challenge Scholarship Program Part 1 and who is not awarded as a traditional or current achiever student under Academic Challenge Scholarship Part 2.

Scholarships for applicants attending a 2-year college will be prioritized within each of the two (2) categories in the following manner:

Delayed Students:

Prioritization of awards is based on ACT or ACT equivalent score, first awarding those who do not need any remediation based on the state's designated minimum scores on the ACT or ACT equivalent in Math, English Composition and Reading. After all students who do not require any remediation are awarded, if funds are still available, then students who need remediation will be awarded.

Earn-In Students:

The department’s selection criteria will consist of value points assigned to achievement measures and other criteria including: level of progress towards completion of a qualified certificate, nursing diploma or associate degree; enrollment in or intent to enroll (by declaring a major) in a program of study in an area of critical workforce need as determined by the department or is in a science, technology, engineering, or mathematics field; and postsecondary grade point average. Value points assigned to each selection criterion are weighted as follows:

Highest level of progress toward completion of a qualified certificate, nursing diploma, or associate degree -----70%

Postsecondary grade point average (based on a 4.0 grading scale)-----
-----20%

Enrollment in or intent to enroll (by declaring a major) in a program of study in an area of critical workforce need as determined by the department or is in a science, technology, engineering, or mathematics field. -----10%

Scholarships for applicants attending a 4-year university will be prioritized within each of the two (2) categories in the following manner:

Prioritization of awards is based on ACT or ACT equivalent score, first awarding those who do not need any remediation based on the state’s designated minimum scores on the ACT or ACT equivalent in Math, English Composition and Reading. After all students who do not require any remediation are awarded, if funds are still available, then students who need remediation will be awarded.

Earn-In Students:

The department’s selection criteria will consist of value points assigned to achievement measures and other criteria including: level of progress towards completion of a qualified certificate, nursing diploma, associate degree or a baccalaureate degree; enrollment in or intent to enroll (by declaring a major) in a program of study in an area of critical workforce need as determined by the department or is in a science, technology, engineering, or mathematics field; and postsecondary grade point average. Value points assigned to each selection criterion are weighted as follows:

Highest level of progress toward completion of a qualified certificate, nursing diploma, or associate degree -----70%

Postsecondary grade point average (based on a 4.0 grading scale)-----
-----20%

Enrollment in or intent to enroll (by declaring a major) in a program of
study in an area of critical workforce need as determined by the
department or is in a science, technology, engineering, or mathematics
field. -----10%

In the event that funds are not fully expended in any of the two (2) categories
of nontraditional students, the Arkansas Department of Higher Education
reserves the authority to redirect funds to another category at its discretion.

The Arkansas Department of Higher Education shall notify each eligible
applicant of his/her award. The award notice includes the student's name,
address, social security number, the actual amount the student is eligible to
receive, and the student's first institutional choice as indicated on the
application form. The award notice also explains the Arkansas Department of
Higher Education's disbursement procedures and conditions of the Academic
Challenge Scholarship.

The recipient, or the recipient's parent or guardian(s) if the recipient is less
than 18 years of age, receiving state-supported student financial assistance
shall complete and sign a consent form opting-in or opting-out of authorizing
the release of the student's individual information to the Bureau of Legislative
Research. Opting-out of the release of information to the Bureau of
Legislative Research will not affect a student's eligibility for financial aid.

The information consented to be released by the student shall include:

1. A unique identifier;
2. Status for the Federal Pell Grant;
3. Postsecondary grade point average;
4. Number of semester hours attempted;
5. Number of semester hours completed;
6. Gender, race, ethnicity, and age;
7. High school graduated from or General Educational
Development test score;
8. High school grade point average;
9. ACT score or ACT equivalent score, if available.

The consent does not authorize the release of the student's or the student's
parents' name, address, or income.

This information will be used to guide the Arkansas General Assembly's
evaluation of the need for adjustments to scholarship programs and funding
levels.

V. Ineligible Notification

The Arkansas Department of Higher Education shall notify applicants who are determined to be ineligible and provide the reason for ineligibility. They will also be given instructions on how to correct any information on the application they believe to be incorrect.

VI. Incomplete Notification

Applicants who fail to submit complete applications, or who fail to supply the required documentation to process the application, will be classified as Incomplete. The Arkansas Department of Higher Education shall notify these students of their status. The Incomplete notice provides a list of the incomplete items and the actions necessary for completion.

RULE 4 – SCHOLARSHIP PAYMENT POLICIES

I. Limits of Payment

A. Payment of Scholarships

The Arkansas Department of Higher Education shall disburse scholarship to the approved institution of the student's choice. The Arkansas Department of Higher Education shall send funds to the institution via electronic funds transfer or state warrant. After verification of full-time enrollment, the institution will disburse the scholarship to the student according to the institution's disbursement procedures. The scholarship payment will correspond to academic terms, semesters, quarters, or equivalent time periods at the eligible institution. In no instance may the entire amount of the scholarship disbursement for an educational year be paid to or on behalf of such student in advance.

B. Transfer of Scholarships to Another Approved Institution

A recipient who has received an Academic Challenge Scholarship may transfer the scholarship to another approved Arkansas institution of higher education, provided that:

1. The student notifies the Arkansas Department of Higher Education of the change of status by October 1 for the fall term and by February 1 for the winter and/or spring terms;

If transferring institutions between Fall and Spring terms, the student shall submit an official transcript to ADHE.

C. Withdrawal Policy

A recipient shall be continuously enrolled unless the Arkansas Department of Higher Education has approved a leave of absence. The department shall allow a student to withdraw from the Arkansas Academic Challenge Scholarship Program for no more than one (1) year due to:

1. A medical condition of the recipient or a member of the recipient's immediate family **that, on the basis of a physician's good-faith judgment, necessitates the student or the student's immediate family member to be hospitalized or receive outpatient or home-based medical care or recuperation until released by the attending physician;**
2. A personal or family emergency **that requires the student to:**
 - a. **Attend the funeral of an immediate family member; or**
 - b. **Visit a relative of the student if the relative has a medical condition in which death is possible or imminent;**
3. Military service (also see Section F);
4. A commitment for twelve (12) **to twenty-four (24)** months ~~or more for community, national, or global humanitarian~~ **of:**
 - a. **Service in a national or international humanitarian project sponsored by a nonprofit corporation organized with a charitable or educational purpose;**
 - b. **The student's commitment shall be expressed in a written agreement with the nonprofit organization including the terms of completion for the student's service on the related project;**
 - c. **The department shall release a scholarship hold if the department determines that the student did not complete the commitment under the written agreement;** or
5. Any other reason approved by the Arkansas Department of Higher Education

The recipient must submit a written petition for withdrawal. The petition shall give the reason for withdrawal and be supported by documentation. In the absence of extraordinary circumstances, the award will be revoked if the recipient fails to enroll full-time in an eligible institution in Arkansas, and the Arkansas Department of Higher Education receives neither notification of transfer of the scholarship to

another eligible institution, nor a petition for withdrawal by the recipient by October 1 for the fall term and February 1 for the winter and/or spring terms. At the discretion of the Department of Higher Education, the award will not be revoked if it is determined by ADHE that extraordinary circumstances prevented the student from notifying ADHE by the required dates.

D. Renewal of Scholarship

A recipient who meets the continuing eligibility requirements shall receive the scholarship for one (1) academic year renewable annually until the recipient first:

1. Earns a baccalaureate degree;
2. (A) Attempts a transcript total of one hundred thirty (130) semester hours in eight (8) semesters at any approved institution as an undergraduate full-time student or attempts a transcript total of one hundred thirty (130) semester hours in not more than sixteen (16) semesters as an undergraduate part-time student.
(B) If the recipient's undergraduate degree requires additional hours, the Department of Higher Education, in conjunction with the approved institution where the recipient is enrolled, shall determine the maximum period of time for renewal of the scholarship.

Those recipients who are set to graduate with their bachelor's degree at the end of their current semester of funding shall be exempt from the fifteen (15) credit hour requirement for full-time students or six (6) credit hour requirement for part-time students.

A student may not use these funds for educational purposes beyond the baccalaureate degree.

E. Cancellation of the Scholarship

1. The award will be terminated for any of the following reasons:
 - a) Failure to maintain continued eligibility requirements; or
 - b) Completion of a first baccalaureate degree; or
 - c) Attempts a total of one hundred thirty semester (130) hours in eight (8) semesters at any approved institution unless degree requires additional hours for a full-time student; or

d) Attempts a total of one hundred thirty semester (130) hours in sixteen (16) semesters at any approved institution unless degree requires additional hours for a part-time student.

e) Incarceration and/or violation of the drug-free pledge.

2. The recipient is responsible for notifying the Arkansas Department of Higher Education of any change in status (i.e. transfer to another eligible institution in Arkansas, change in name, etc.) before appropriate deadline dates. Failure to provide notification may result in the cancellation of the scholarship for that term.

F. Military Service

Recipients who are members of the Arkansas National Guard or Armed Forces Reserve units who are called to active duty for reasons other than regular unit training and are unable to complete the current term will be allowed to repeat the missed term without loss of scholarship credit. In addition, they will be placed in deferred status until six months after release from active duty, at which time they must be re-enrolled in an approved institution.

G. Repayment of Scholarships

If the recipient of a scholarship withdraws, drops out, or is expelled on or after the first day of class of a payment period, the institution will determine whether the student received an overpayment of financial aid funds for noninstitutional expenses. Overpayment is the difference between the amount received as cash disbursements and the amount incurred for non-institutional costs during the portion of the payment period that the student was actually enrolled. It is the institution's responsibility to contact students and recover overpayments.

H. Refunds

The Arkansas Academic Challenge Scholarship Program is entitled to a refund of the scholarship or loan amount, for that semester, if the recipient of a scholarship or loan withdraws, drops out, or is expelled on or after his or her first day of class of the payment period and the situation falls under the refund policy of the institution. The institution shall pay the refund to the Arkansas Department of Higher Education.

I. Overpayment

If the award of an Arkansas Academic Challenge Scholarship results in an overpayment to the student according to the state law (Arkansas Code § 6-80-105) governing the stacking of scholarships, the institution shall follow the ADHE Stacking policy in reducing the student's financial package to prevent the student from receiving funds above the federally recognized cost of attendance.

RULE 5 – INSTITUTIONAL RESPONSIBILITIES

I. College/University Responsibilities

A. Administrative Agreement

The chief executive officer of the eligible institution is responsible for appointing one representative from the financial aid office to act as administrator of the Arkansas Academic Challenge Scholarship Program and to receive all communications, forms, etc. This representative is responsible for verification, data and compliance with all program rules and regulations. The institution must comply with all rules and regulations in order to maintain continued eligibility status.

B. Disbursement Records

The institution shall maintain information on the student indicating disbursement of scholarship funds.

C. Institutional Verification

The institution shall provide certification of full-time and part-time enrollment in courses that will meet satisfactory academic progress standards, as of the eleventh day of classes, by completing a Verification Roster each semester after registration. The Verification Roster is an alphabetical listing by institution of all persons receiving the award for a given academic term. The certifying official is responsible for completing the verification rosters each semester or trimester. The Arkansas Department of Higher Education shall provide electronic Verification Rosters to the Financial Aid Administrator for each semester or trimester as needed. The electronic Verification Rosters shall be returned to the Arkansas Department of Higher Education by November 1 for the fall term and by March 15 for the spring term. Students who are enrolled less than full-time in the current term shall not receive scholarship benefits in that term. The Arkansas Department of Higher Education shall also provide electronic continuing eligibility rosters to the Financial Aid Administrator before the end of the spring term. The continuing eligibility rosters shall be returned to the Arkansas Department of Higher Education no later than June 1 to

ensure that adequate time is provided to notify students of their status in the program.

D. Deadlines for Disbursement of Funds

The deadline for disbursement of funds is no later than 10 days after receipt of funds. Any outstanding funds not disbursed by these dates must be returned to the Arkansas Department of Higher Education. For those students whose applications are received by ADHE too late to allow disbursement by these dates, disbursement will be made within 10 working days of receipt of the verification roster and electronic transfer of funds.

E. Due Diligence

The institution will exercise due diligence in providing complete, accurate, and timely information as requested by the Arkansas Department of Higher Education on any Arkansas Academic Challenge Scholarship recipient or former recipient. In addition, the institution will exercise due diligence in complying with all the rules and regulations of the Arkansas Academic Challenge Scholarship Program. The Arkansas Department of Higher Education shall periodically review the institution's records concerning this program in an effort to exercise its due diligence requirements as a steward of state funds.

RULE 6 – SCHOLARSHIP RECIPIENT’S RESPONSIBILITIES

I. Arkansas Academic Challenge Scholarship Award Recipient's Responsibilities

It is the recipient's responsibility to notify the Arkansas Department of Higher Education of any change in status within 21 days. This will include:

- Change in name
- Change in address
- Change in institution
- Change in full-time or part-time status

Failure to notify the Arkansas Department of Higher Education of a change of status may affect future eligibility.

RULE 7 – PROGRAM DEFINITIONS

The following definitions are used in the Arkansas Academic Challenge Program:

- ACADEMIC YEAR* fall semester, spring semester, and first and second summer terms in that order.
- ACT* the ACT Assessment administered by ACT, Inc.
- ACT EQUIVALENT* the Scholastic Aptitude Test (SAT), COMPASS, ASSET Accuplacer, or other nationally normed test that is correlated with the ACT and approved by the Department of Higher Education for use by institutions of higher education to assess a person's college readiness
- APPROVED INSTITUTION* an institution of higher education approved by the Department of Higher Education that is:
- a. A state-supported two-year or four-year college or university;
 - b. A private, nonprofit two-year or four-year college or university with its primary headquarters located in Arkansas that is eligible to receive Title IV federal student aid funds; or
 - c. An approved school of nursing.
- APPROVED SCHOOL OF NURSING* a school of nursing with its primary headquarters located in Arkansas that:
- m. prepares students as registered nurses;
 - n. grants nursing diplomas;
 - o. is eligible to participate in Title IV federal student aid programs;
 - p. has been approved by the Arkansas State Board of Nursing;
 - q. has been approved by the Department of Higher Education as eligible to participate; and
 - r. is not a two-year or four-year college or university.
- ARKANSAS RESIDENT* to be considered an Arkansas resident by ADHE, a recipient and/or a recipient's parents or guardians must be an Arkansas resident for twelve (12) months prior to enrollment to an approved institution of higher education . Further, the recipient and/or recipient's parents or guardians claiming Arkansas residency may be asked to provide evidence of a permanent connection with the State of Arkansas. ADHE will look to one or more of the following to determine residency in those cases:
- (A) Information from FAFSA;
 - (B) Valid Arkansas Driver's License;
 - (C) Proof of payment for Arkansas personal and/or real taxes for previous year;

- (D) Proof of Arkansas vehicle registration;
- (E) Proof of Arkansas voter registration; and
- (F) Other forms of proof of Arkansas residency.

CITIZEN a person who is a U.S. citizen or a lawful permanent resident. If the recipient is not a U.S. citizen, but a lawful permanent resident, the recipient must submit a copy of the lawful permanent resident form I-151, I-551, I-94, or G-641 to the application.

CONTINUOUSLY ENROLLED a full-time nontraditional student that completes at least fifteen (15) semester hours of courses in consecutive semesters, not including a summer term, at approved institution of higher education. A part-time nontraditional student that completes at least six (6) semester hours of courses in consecutive semesters, not including a summer term, at approved institution of higher education.

COST OF ATTENDANCE An estimate of a student's educational expenses that is designed to provide an accurate projection of the reasonable costs for the period of enrollment. Allowable cost include tuition and fees, room and board, books, supplies, transportation, disability expenses, loan fees, dependent care, study abroad expenses and miscellaneous expenses. Standard cost of attendance will vary for different categories of students. Institutions must maintain written documentation supporting the determined cost of attendance.

DELAYED STUDENT An eligible applicant who did not enroll in college within one year of high school graduation AND has no prior college credit --other than concurrent credit that was earned in high school or credit earned via prior leaning assessment or corporate or military credit

EARN-IN STUDENT An eligible applicant who has attended or is currently enrolled in a postsecondary institution and does not currently receive the Academic Challenge Scholarship and who is not awarded as a traditional or current achiever student.

ELIGIBLE APPLICANT any applicant who meets the eligibility criteria established in Rule 2.

FULL-TIME STUDENT fifteen (15) college credit hours or its equivalent per fall and spring semester.

- GENERAL EDUCATIONAL DEVELOPMENT TEST* means a test measuring the knowledge and skills usually learned in high school that is administered by a state-approved institution or organization.
- HIGH SCHOOL GPA* the numbered grade averaged on a student's high school transcript calculated using the last eight (8) semesters the student completed prior to graduating high school.
- INCARCERATION* serving or being sentenced to serve time in confinement in a jail or prison; imprisonment. Incarceration will result in ineligibility for the Academic Challenge Scholarship.
- LAWFUL PERMANENT RESIDENT* a non-United States citizen who resides in the United States under a legally recognized and lawfully recorded permanent residence.
- NONTRADITIONAL STUDENT* a student who is not awarded as a traditional or a current achiever student.
- PART-TIME STUDENT* at least six (6) semester hours or its equivalent per semester.
- POSTSECONDARY GPA* the cumulative numbered grade average for college credit courses as calculated using a 4.0 scale.
- PROFESSIONAL JUDGMENT* authority of ADHE professional staff that allows for the special consideration of applications or renewal requests when situations exist that prohibit the student from meeting the exact guidelines as stated, when specific documentation provided by the student, high school, or approved institution shows that the student meets the objectives or purpose of the program.
- QUALIFIED CERTIFICATE PROGRAM* a program that is:
(A) Offered by an approved institution of higher education;
(B) For which credit hours are awarded that are creditable toward an associate degree; and
(C) Recognized by the U.S. Department of Education for financial aid purposes.
- RECIPIENT* an applicant awarded a scholarship funded through the program.

Successfully Completed that a student completed a course at an institution of higher education and received the equivalent of a minimum letter grade of "D"

Agenda Item No. 8
Higher Education Coordinating Board
April 15, 2011

**Ph.D. in AQUACULTURE/FISHERIES
UNIVERSITY OF ARKANSAS AT PINE BLUFF**

In February 2011, the Arkansas Higher Education Coordinating Board approved a change in role and scope for the University of Arkansas at Pine Bluff (UAPB) to offer one doctoral degree program pending the ADHE external review of the UAPB proposal for a Ph.D. in Aquaculture/Fisheries. The program proposal is still under review; therefore, the ADHE Executive Staff recommendation will be presented at the April 15, 2011, Coordinating Board meeting.

TECHNICAL CERTIFICATE IN DIESEL SERVICE TECHNOLOGY OZARKA COLLEGE

Program Description

The Technical Certificate in Diesel Service Technology is a 32-semester credit hour program designed to train students with the necessary skills to repair and maintain diesel engines up to semi-tractors, suspension and steering, brakes, electrical systems, drive train, heating and air conditioning, and other industrial equipment. Ozarka currently offers the Technical Certificate and Associate of Applied Science in Automotive Service Technology. The shop facility and equipment will be shared between the two programs. Diesel engines and other associated equipment will be acquired for the diesel training component. The diesel program will be offered in the evening so there will not be a constraint on the instructional resources. One additional full-time faculty member with at least an associate degree and two years of industry experience will be hired by Fall 2011. *Nine new courses* will be added to the curriculum.

Program Need

Ozarka College has an Automotive Advisory Board which includes car dealership service managers and automotive garage owners from IZARD, FULTON, SHARP and STONE counties. The advisory board indicated that there was a need for a diesel program to train technicians in order to provide maintenance coverage for all vehicles in the area. Newburg Equipment, McLung Ford and Kubota, Ed Geler Farm, and Twin Lakes Farm are the local employers who currently have jobs for graduates in diesel service technology. Many prospective students have indicated that they plan to start a business servicing tractors and other farm equipment. Salaries for diesel service technicians range from \$10 to \$24 per hour.

Program Costs

Total - \$72,700
\$61,500 Faculty Salaries & Benefits
\$ 2,000 Library Resources
\$ 9,200 Instructional Materials, Tools & Equipment, Marketing

Arkansas Institutions Offering Similar Program

Arkansas State University- Beebe
Arkansas State University-Newport
Mid-South Community College
Pulaski Technical College
University of Arkansas Community College at Hope

Program Viability

Technical Certificates Offered – 5; Non-Viable Certificate - 1 (20%)
Projected Annual Enrollment –10 students
Expected Annual Graduates beginning 2014 – 5 students

ADHE Executive Staff Recommendation

RESOLVED, That the Arkansas Higher Education Coordinating Board approve the Technical Certificate in Diesel Service Technology (CIP 47.0605; 32 semester credit hours) at Ozarka College, effective Fall 2011.

FURTHER RESOLVED, That the Coordinating Board instructs the Director of the Arkansas Department of Higher Education to inform the President and Chair of the Board of Trustees of Ozarka College of the approval.

Program Requirements

Ozarka College

Technical Certificate in Diesel Service Technology

Total semester credit hours – 32

ENG 1133 Business and Technical English
MATH 1103 Math with Business Applications
DST 1003 Workplace Safety
DST 1103 Hydraulics, Air Systems, and Cables
DST 1104 Diesel Engines
DST 1302 Electrical/Electronics Systems
DST 1502 Diesel Fuel Systems
DST 2103 Power Trains
DST 2303 HVAC Service and Diagnostics
DST 2503 Brake Systems
DST 2703 Chassis and Steering

**ASSOCIATE OF APPLIED SCIENCE IN PROCESS TECHNOLOGY
TECHNICAL CERTIFICATE IN PROCESS TECHNOLOGY
SOUTH ARKANSAS COMMUNITY COLLEGE**

Program Description

The Associate of Applied Science in Process Technology and Technical Certificate are designed to train students with the necessary skills to become refinery operators, chemical operators and process technicians in refineries, chemical, and industrial plants. These operators control and monitor the systems that run the plants. Operators gather information using instrumentation and lab equipment to maintain safe work areas and keep plants in compliance with regulatory requirements. Operators work alongside engineers, chemists, and other professionals using their knowledge of computers, mathematics, physics, and chemistry to keep industrial plants running safely and efficiently.

Internship experiences will provide students with hands-on experience in the work environment while they apply the knowledge learned in the classroom. Interns will be closely supervised at the plant site and frequently monitored by SACC instructors. Many of the sites have agreed to pay the students at least the minimum wage.

One full-time faculty member with at least a master's degree in chemical engineering or a closely related field will be hired by Fall 2011. *Eight new courses and two internships* will be added to the curriculum.

Program Need

Representatives from local companies contacted SACC about developing the proposed program. They expressed a need for skilled operators/technicians to replace "baby boomer" retirees over the next 5-7 years. On-the-job training utilized by these companies in the past will not be sufficient to replace the existing workforce because plants are more high-tech, and employees are needed who are ready to join the workforce with little or no further training. Great Lakes Chemical/Chemtura, DuPont, El Dorado Chemical, Lion Oil, Union Power, and Georgia Pacific are some of the employers who indicated a need for program graduates as well as willingness to provide internship opportunities. Employers anticipate that there will be 90 openings for operators/technicians in process technology over the next three years. Georgia Pacific also expressed an interest in several current employees pursuing the technical certificate on a part-time basis if SACC could offer a majority of the courses in Crossett.

Graduates with the technical certificate can be employed in entry-level positions in process technology and will be able to adequately address terminology, equipment,

instrumentation, safety/environment, basic systems and quality issues. Salaries for entry positions average \$17 per hour. The associate degree graduates will be prepared for positions in systems and unit operations, troubleshooting, and control room; and with the added science background will be able to handle emergency shutdowns to get the system back up and running. Students pursuing the associate degree also will have two semesters of internship opportunities which will allow for greater employment marketability.

Program Costs

Total - \$196,600

- \$ 92,100 Faculty Salaries & Benefits
- \$ 35,000 Computer Software & Supplies
- \$ 30,000 Instructional Equipment (new models & simulators)
- \$ 4,000 Faculty Training & Travel
- \$ 10,500 Classroom Remodel (3)
- \$ 25,000 Lab Equipment (used models & simulators provided by area industries)

Arkansas Institutions Offering Similar Program

None

Program Viability

Technical Certificates - 10; Non-viable Certificates - 6 (60%)
 Associate Degrees - 7; Non-viable Degrees - 5 (71%)

Projected Annual Enrollment – 50 students
 Expected Annual Graduates beginning 2014 – 25 students

ADHE Executive Staff Recommendation

RESOLVED, That the Arkansas Higher Education Coordinating Board approves the Associate of Applied Science in Process Technology (CIP 41.0301, 63 semester credit hours) and Technical Certificate in Process Technology (33-34 semester credit hours) at South Arkansas Community College, effective Fall 2011.

FURTHER RESOLVED, That the Coordinating Board instructs the Director of the Arkansas Department of Higher Education to inform the President and Chair of the Board of Trustees of South Arkansas Community College of the approval.

Program Requirements

South Arkansas Community College
Associate of Applied Science in Process Technology
Total semester credit hours – 63

Year 1

PTEC 1113 Introduction to Process Technology
PTEC 1123 Safety, Health and the Environment
PTEC 1133 Process Instrumentation
 CHEM 1064/L Fundamentals of Chemistry/Labor
 CHEM 1024/L Chemistry I for Science/Lab
 MATH 1023 College Algebraor TECH 1003 Technical Mathematics
 ENGL 1113 Composition I
 CSCI 1003 Computers and Information Processing
PTEC 1244 Process Technology I – Equipment
PTEC 1253 Principles of Quality
 PHYS 2024/L Physical Science/Lab or PHY 1114/L Applied Physics/Lab

Year 2

ENGL 1123 Composition II
PTEC 2364 Process Technology II – Systems
 XXX3 Social Science/Economics Elective
 XXX6/8 PTEC/IDEQ/WLD Restricted Elective or Internship
PTEC 2474 Process Technology III – Unit Operations
PTEC 2484 Process Trouble Shooting
 XXX3/4 PTEC/IDEQ/WLD Restricted Elective or Internship
 SPCH 1113 Principles of Speech or ADMS 2063 Business Communication

Program Requirements

**South Arkansas Community College
 Technical Certificate in Process Technology
 Total semester credit hours – 33-34**

Semester 1

- PTEC 1113 Introduction to Process Technology*
- PTEC 1123 Safety, Health and the Environment*
- PTEC 1133 Process Instrumentation*
- PTEC 1244 Process Technology I – Equipment*
- TECH 1003 Technical Mathematics or MATH 2103 Introduction to Statistics*

Semester 2

Option 1- For students not pursuing the AAS in Process Technology

- ENGL 1113 Composition I*
- CSCI 1003 Computers and Information Processing*
- PTEC 2364 Process Technology II Systems*
- PTEC 2474 Process Technology III – Unit Operations*
- XXX3 PTEC/IDEQ/WLD Restricted Elective or
 CHEM 1064/L Fundamentals of Chemistry/Lab*

Option 2- For Students completing the AAS in Process Technology

- ENGL 1113 Composition I*
- CSCI 1003 Computers and Information Processing*
- PTEC 1253 Principles of Quality*
- PHYS 2024/L Physical Science/Lab or PHY 1114/L Applied Physics/Lab*
- CHEM 1064/L Fundamentals of Chemistry/Lab or
 CHEM 1024/L Chemistry I for Science/Lab*

**Ph.D. in ENGINEERING SCIENCE AND SYSTEMS
UNIVERSITY OF ARKANSAS AT LITTLE ROCK**

Program Justification

UALR currently offers the Ph.D. in Applied Science with specialty areas in applied biosciences, applied chemistry, applied physics, engineering science and systems, and computational science. The UALR proposal is to reconfigure the Ph.D. in Applied Science to create the Ph.D. in Engineering Science and Systems from existing specialties in engineering science and systems. The proposed degree will include specialties in systems engineering, electrical and computer engineering, telecommunications and networking engineering, and mechanical and materials engineering. Students will gain knowledge in the broad engineering fields necessary for multi- and cross-disciplinary research. *Three new courses* will be added to the curriculum.

There are 115 students pursuing the Ph.D. in Applied Science with 35 students enrolled in the engineering science and systems specialty. The proposed degree title clearly identifies the degree as an advanced degree in engineering which better reflects the qualifications of the graduates and will help prospective employers recognize engineering graduates.

In April 2010, the Coordinating Board approved the reconfiguration of the Ph.D. in Applied Science to create the Ph.D. in Integrated Computing from the existing specialties in applied computing and information quality. No further modification of the Ph.D. in Applied Science is planned.

Program Transition Plan

Upon Coordinating Board approval of the proposed Ph.D. in Engineering Science and Systems, new students will not be accepted in the specialty area in the existing Ph.D. in Applied Science. Students currently enrolled in the specialty must choose one of the following transition options by December 2011:

- Students can choose to complete the Ph.D. in Applied Science.
- Students can choose to transfer to the Ph.D. in Engineering Science and Systems program. The terms of the transfer will vary depending on the student's situation. Students who have been pursuing the doctoral degree for more than four years likely will choose to remain in the Applied Science program.

Program Admissions

Ph.D. program applicants must have a bachelor's degree in engineering, technology, science or related field with an overall undergraduate GPA of at least 3.0. Applicants with a master's degree in engineering should have a GPA of 3.3 or better. A minimum

score of 1100 or above on the combined quantitative and verbal components, and 4.5 or above on the analytical writing component of the Graduate Record Examination (GRE) is required. International students must demonstrate sufficient proficiency in both written and spoken English by taking the TOEFL exam.

Program Costs

Administrative and operational funds required for program implementation are available in the current budget because the systems engineering and computer science departments will contribute faculty, curriculum, and departmental resources to the doctoral program.

Arkansas Institutions Offering Similar Program

University of Arkansas, Fayetteville

Program Viability

Doctoral Degrees - 8; Non-viable Degrees - 1 (13%)

Projected Annual Enrollment – 6 students

Expected Annual Graduates beginning 2016 – 3 students

ADHE Executive Staff Recommendation

RESOLVED, that the Arkansas Higher Education Coordinating Board approves the Doctor of Philosophy in Engineering Science and Systems (CIP 14.0101) at the University of Arkansas at Little Rock effective Fall 2011.

FURTHER RESOLVED, that the Coordinating Board instructs the Director of the Arkansas Department of Higher Education to notify the President and Chair of the Board of Trustees of the University of Arkansas System, and the Chancellor of the University of Arkansas at Little Rock of the approval.

Program Requirements
PhD in Engineering Science and Systems
76 semester credit hours minimum

Core Requirements – 17 semester credit hours

Systems Design and Analysis Engineering
Mathematical Foundations

Research Methodology

Ethics

Specialty Areas – 21 semester credit hours

Systems Engineering

SYEN 7312 System Architecture and Design
SYEN 7313 System Management and Evaluation
SYEN 7314 Multi-criteria Decision and Risk Analysis
SYEN 7316 Advanced Systems Simulation
SYEN 7342 Network and Combinatorial Optimization
SYEN 7315 Complex Engineered Systems
CPSC 7373 Artificial Intelligence

CPSC 7832 System Analysis and Design
CPSC 7383 Modeling and Simulation
IFSC 7310 Information Systems Analysis

INFQ 7318 Total Quality Management and Statistical Quality Control

Electrical and Computer Engineering

ASCI 7302 Advanced Electronics for Instrumentation
SYEN 5332 Applied Operating Systems
CPSC 7321 Operating Systems
SYEN 5354 Power Systems Analysis
SYEN 5366 Advanced Digital Systems
ASCI 7306 Real-time Embedded Systems
ASCI 7312 Transducers and Real Time Control
SYEN 7332 Advanced Operating System Design
CPSC 7321 Operating Systems
CPSC 7331 Computer Architectures
CPSC 7374 Image Processing

Telecommunications and Networking Engineering

ASCI 5310 Introduction to Signal Processing
SYEN 5350 Digital Signal Processing
SYEN 5353 Advanced Digital Communications

SYEN 5356 Radio Frequency Techniques and Systems
SYEN 5355 Mobile Multimedia Internet
CPSC 7341 Telecommunications and Networking
ASCI 7311 Statistical Signal Processing
SYEN 7357 Advanced Antennas for Wireless Systems
CPSC 7341 Telecommunications and Networking
CPSC 7343 Sensor Networking
CPSC 7374 Image Processing
IFSC 7321 Information Science and Theory

Mechanical and Materials Engineering

ASCI 5320 Introductory Continuum Mechanics
SYEN 5375 Mechanical Vibrations
SYEN 5384 Computational Methods in Fluid/Heat Transfer
SYEN 5383 Finite Element Analysis
ASCI 7315 Micro and Nano Fabrication
ASCI 7317 Nano Structural Materials
ASCI 7307 Smart Materials
SYEN 7374 Elasticity
SYEN 7376 Fracture Mechanics

Dissertation Research – 38 semester credit hours

**INSTITUTIONAL CERTIFICATION ADVISORY COMMITTEE
RESOLUTIONS**

ADHE Executive Staff Recommendations

Program Certifications

DeVry University, Naperville, Illinois

Recertification – Distance Technology

Master of Science in Educational Technology

Master of Science in Electrical Engineering

Master of Business Administration

Master of Accounting and Financial Management

Master of Human Resource Management

RESOLVED, That pursuant to ACA §6-61-301, the Arkansas Higher Education Coordinating Board grants recertification to DeVry University, Naperville, Illinois, to offer the following degree programs by distance technology: Master of Science in Educational Technology, Master of Science in Electrical Engineering, Master of Business Administration, Master of Accounting and Financial Management, and Master of Human Resource Management. The recertification is for a period of five years and expires on April 15, 2016.

FURTHER RESOLVED, That the Director of the Arkansas Department of Higher Education is authorized to notify the administration of DeVry University, Naperville, Illinois, that the certification of the degree programs requires the institution to notify the Arkansas Department of Higher Education whenever any of the following occurs: (1) major reorganization of the controlling body; (2) changes in the charter or incorporation documents of the institution; or (3) changes in the method of operation of the institution's programs in Arkansas.

FURTHER RESOLVED, That the Coordinating Board instructs the Director to notify the administration of DeVry University, Naperville, Illinois, that any advertisement or published materials using the name of the Arkansas Higher Education Coordinating Board or the Arkansas Department of Higher Education must contain the following statement:

Arkansas Higher Education Coordinating Board certification does not constitute an endorsement of any institution or program. Such certification merely indicates that certain criteria have been met as required under the rules and regulations implementing institutional and program certification as defined in Arkansas Code §6-61-301.

Everest University, Orlando, Florida
Initial Certification – Distance Technology

Associate of Applied Science in Business
Associate of Applied Science in Criminal Investigations
Associate of Applied Science in Criminal Justice
Associate of Applied Science in Medical Insurance Billing and Coding
Associate of Applied Science in Paralegal

RESOLVED, That pursuant to ACA §6-61-301, the Arkansas Higher Education Coordinating Board grants initial certification to Everest University, Orlando, Florida, to offer the following degree programs by distance technology to Arkansas residents: Associate of Applied Science in Business, Associate of Applied Science in Criminal Investigations, Associate of Applied Science in Criminal Justice, Associate of Applied Science in Medical Insurance Billing and Coding, Associate of Applied Science in Paralegal. The certification is for a period of two years and expires on April 15, 2013.

FURTHER RESOLVED, That the Director of the Arkansas Department of Higher Education is authorized to notify the administration of Everest University, Orlando, Florida, that the certification of the degree programs requires the institution to notify the Arkansas Department of Higher Education whenever any of the following occurs: (1) major reorganization of the controlling body; (2) changes in the charter or incorporation documents of the institution; or (3) changes in the method of operation of the institution's programs in Arkansas.

FURTHER RESOLVED, That the Coordinating Board instructs the Director to notify the administration of Everest University, Orlando, Florida, that any advertisement or published materials using the name of the Arkansas Higher Education Coordinating Board or the Arkansas Department of Higher Education must contain the following statement:

Arkansas Higher Education Coordinating Board certification does not constitute an endorsement of any institution or program. Such certification merely indicates that certain criteria have been met as required under the rules and regulations implementing institutional and program certification as defined in Arkansas Code §6-61-301.

Excelsior College, Albany, New York
Recertification – Distance Technology

Associate of Science in Nursing
Associate of Applied Science in Nursing

RESOLVED, That pursuant to ACA §6-61-301, the Arkansas Higher Education Coordinating Board grants recertification to Excelsior College, Albany, New York, to offer the following degree programs by distance technology to Arkansas residents: Associate of Science in Nursing, Associate of Applied Science in Nursing. The certification is for a period of five years and expires on April 15, 2016.

FURTHER RESOLVED, That the Director of the Arkansas Department of Higher Education is authorized to notify the administration of Excelsior College, Albany, New York, that the certification of the degree programs requires the institution to notify the Arkansas Department of Higher Education whenever any of the following occurs: (1) major reorganization of the controlling body; (2) changes in the charter or incorporation documents of the institution; or (3) changes in the method of operation of the institution's programs in Arkansas.

FURTHER RESOLVED, That the Coordinating Board instructs the Director to notify the administration of Excelsior College, Albany, New York, that any advertisement or published materials using the name of the Arkansas Higher Education Coordinating Board or the Arkansas Department of Higher Education must contain the following statement:

Arkansas Higher Education Coordinating Board certification does not constitute an endorsement of any institution or program. Such certification merely indicates that certain criteria have been met as required under the rules and regulations implementing institutional and program certification as defined in Arkansas Code §6-61-301.

**Franklin University, Columbus, Ohio
Recertification – Distance Technology**

Bachelor of Science in Operations and Supply Chain Management
Bachelor of Science in Public Relations

RESOLVED, That pursuant to ACA §6-61-301, the Arkansas Higher Education Coordinating Board grants recertification to Franklin University, Columbus, Ohio, to offer the following degree programs by distance technology to Arkansas residents: Bachelor of Science in Operations and Supply Chain Management, Bachelor of Science in Public Relations. The certification is for a period of five years and expires on April 15, 2016.

FURTHER RESOLVED, That the Director of the Arkansas Department of Higher Education is authorized to notify the administration of Franklin University, Columbus, Ohio, that the certification of the degree programs requires the institution to notify the Arkansas Department of Higher Education whenever any of the following occurs: (1) major reorganization of the controlling body; (2) changes in the charter or incorporation documents of the institution; or (3) changes in the method of operation of the institution's programs in Arkansas.

FURTHER RESOLVED, That the Coordinating Board instructs the Director to notify the administration of Franklin University, Columbus, Ohio, that any advertisement or published materials using the name of the Arkansas Higher Education Coordinating Board or the Arkansas Department of Higher Education must contain the following statement:

Arkansas Higher Education Coordinating Board certification does not constitute an endorsement of any institution or program. Such certification merely indicates that certain criteria have been met as required under the rules and regulations implementing institutional and program certification as defined in Arkansas Code §6-61-301.

**Grand Canyon University, Phoenix, Arizona
Recertification – Distance Technology**

Master of Science in Leadership

Master of Business Administration

RN to Bachelor of Science in Nursing

Master of Science in Nursing: Nursing Education

Master of Science in Nursing: Nursing Leadership in Health Care Systems

RESOLVED, That pursuant to ACA §6-61-301, the Arkansas Higher Education Coordinating Board grants recertification to Grand Canyon University, Phoenix, Arizona, to offer the following degree programs by distance technology to Arkansas residents: Master of Science in Leadership, Master of Business Administration, RN to Bachelor of Science in Nursing, Master of Science in Nursing: Nursing Education, Master of Science in Nursing: Nursing Leadership in Health Care Systems. The certification is for a period of five years and expires on April 15, 2016.

FURTHER RESOLVED, That the Director of the Arkansas Department of Higher Education is authorized to notify the administration of Grand Canyon University, Phoenix, Arizona, that the certification of the degree programs requires the institution to notify the Arkansas Department of Higher Education whenever any of the following occurs: (1) major reorganization of the controlling body; (2) changes in the charter or incorporation documents of the institution; or (3) changes in the method of operation of the institution's programs in Arkansas.

FURTHER RESOLVED, That the Coordinating Board instructs the Director to notify the administration of Grand Canyon University, Phoenix, Arizona, that any advertisement or published materials using the name of the Arkansas Higher Education Coordinating Board or the Arkansas Department of Higher Education must contain the following statement:

Arkansas Higher Education Coordinating Board certification does not constitute an endorsement of any institution or program. Such certification merely indicates that certain criteria have been met as required under the rules and regulations implementing institutional and program certification as defined in Arkansas Code §6-61-301.

**ITT Technical Institute, Indianapolis, Indiana
Initial Certification – Little Rock Campus**

Associate of Applied Science in Business Management

Associate of Applied Science in Drafting and Design Technology

Associate of Applied Science in Electrical Engineering Technology

Associate of Applied Science in Graphic Communications and Design
Associate of Applied Science in Mobile Communications Technology
Associate of Applied Science in Network Systems Administration
Associate of Applied Science in Paralegal

RESOLVED, That pursuant to ACA §6-61-301, the Arkansas Higher Education Coordinating Board grants initial certification to ITT Technical Institute, Indianapolis, Indiana, to offer the following degree programs at the Little Rock campus to Arkansas residents: Associate of Applied Science in Business Management, Associate of Applied Science in Drafting and Design Technology, Associate of Applied Science in Electrical Engineering Technology, Associate of Applied Science in Graphic Communications and Design, Associate of Applied Science in Mobile Communications Technology, Associate of Applied Science in Network Systems Administration, Associate of Applied Science in Paralegal. The certification is for a period of two years and expires on April 15, 2013.

FURTHER RESOLVED, That the Director of the Arkansas Department of Higher Education is authorized to notify the administration of ITT Technical Institute, Indianapolis, Indiana, that the certification of the degree programs requires the institution to notify the Arkansas Department of Higher Education whenever any of the following occurs: (1) major reorganization of the controlling body; (2) changes in the charter or incorporation documents of the institution; or (3) changes in the method of operation of the institution's programs in Arkansas.

FURTHER RESOLVED, That the Coordinating Board instructs the Director to notify the administration of ITT Technical Institute, Indianapolis, Indiana, that any advertisement or published materials using the name of the Arkansas Higher Education Coordinating Board or the Arkansas Department of Higher Education must contain the following statement:

Arkansas Higher Education Coordinating Board certification does not constitute an endorsement of any institution or program. Such certification merely indicates that certain criteria have been met as required under the rules and regulations implementing institutional and program certification as defined in Arkansas Code §6-61-301.

Kaplan University, Davenport, Iowa

Initial Certification – Distance Technology

Associate of Applied Science in Public Administration
Master of Science in Education in Instructional Technology
Master of Science in Environmental Policy
Master of Science in Homeland Security and Emergency Management
Master of Laws, LL.M. Small Business Practice
Master of Public Administration

Recertification – Distance Technology

Associate of Applied Science in Accounting
Associate of Applied Science in Information Technology
(formerly Computer Science Technology)
Associate of Applied Science in Criminal Justice
Associate of Applied Science in Medical Office Management
Associate of Applied Science in Medical Transcription
Associate of Applied Science in Medical Assisting
Associate of Applied Science in Paralegal Studies
Master of Science in Criminal Justice

RESOLVED, That pursuant to ACA §6-61-301, the Arkansas Higher Education Coordinating Board grants initial certification to Kaplan University, Davenport, Iowa, to offer the following degree programs by distance technology to Arkansas residents: Associate of Applied Science in Public Administration, Master of Science in Education in Instructional Technology, Master of Science in Environmental Policy, Master of Science in Homeland Security and Emergency Management, Master of Laws, LL.M. Small Business Practice, Master of Public Administration. The certification is for a period of two years and expires on April 15, 2013.

FURTHER RESOLVED, That pursuant to ACA §6-61-301, the Arkansas Higher Education Coordinating Board grants recertification to Kaplan University, Davenport, Iowa, to offer the following degree programs by distance technology to Arkansas residents: Associate of Applied Science in Accounting, Associate of Applied Science in Information Technology (formerly Computer Science Technology), Associate of Applied Science in Criminal Justice, Associate of Applied Science in Medical Office Management, Associate of Applied Science in Medical Transcription, Associate of Applied Science in Medical Assisting, Associate of Applied Science in Paralegal Studies, Master of Science in Criminal Justice. The certification is for a period of five years and expires on April 15, 2016.

FURTHER RESOLVED, That the Director of the Arkansas Department of Higher Education is authorized to notify the administration of Kaplan University, Davenport, Iowa, that the certification of the degree programs requires the institution to notify the Arkansas Department of Higher Education whenever any of the following occurs: (1) major reorganization of the controlling body; (2) changes in the charter or incorporation documents of the institution; or (3) changes in the method of operation of the institution's programs in Arkansas.

FURTHER RESOLVED, That the Coordinating Board instructs the Director to notify the administration of Kaplan University, Davenport, Iowa, that any advertisement or published materials using the name of the Arkansas Higher Education Coordinating Board or the Arkansas Department of Higher Education must contain the following statement:

Arkansas Higher Education Coordinating Board certification does not constitute an endorsement of any institution or program. Such certification

merely indicates that certain criteria have been met as required under the rules and regulations implementing institutional and program certification as defined in Arkansas Code §6-61-301.

Strayer University, Washington, D.C.

Recertification – Distance Technology and Little Rock Campus

Bachelor of Science in Accounting
 Bachelor of Science in Information Systems
 Bachelor of Business Administration
 Master of Science in Accounting
 Master of Business Administration

RESOLVED, That pursuant to ACA §6-61-301, the Arkansas Higher Education Coordinating Board grants recertification to Strayer University, Washington, D.C., to offer the following degree programs by distance technology and at the Little Rock campus to Arkansas residents: Bachelor of Science in Accounting, Bachelor of Science in Information Systems, Bachelor of Business Administration, Master of Science in Accounting, Master of Business Administration. The certification is for a period of five years and expires on April 15, 2016.

FURTHER RESOLVED, That the Director of the Arkansas Department of Higher Education is authorized to notify the administration of Strayer University, Washington, D.C., that the certification of the degree programs requires the institution to notify the Arkansas Department of Higher Education whenever any of the following occurs: (1) major reorganization of the controlling body; (2) changes in the charter or incorporation documents of the institution; or (3) changes in the method of operation of the institution's programs in Arkansas.

FURTHER RESOLVED, That the Coordinating Board instructs the Director to notify the administration of Strayer University, Washington D.C., that any advertisement or published materials using the name of the Arkansas Higher Education Coordinating Board or the Arkansas Department of Higher Education must contain the following statement:

Arkansas Higher Education Coordinating Board certification does not constitute an endorsement of any institution or program. Such certification merely indicates that certain criteria have been met as required under the rules and regulations implementing institutional and program certification as defined in Arkansas Code §6-61-301.

Ultimate Medical Academy, Tampa, Florida

Initial Certification – Distance Technology

Associate of Applied Science in Health Sciences
 Associate of Applied Science in Medical Billing and Coding
 Undergraduate Technical Programs:
 Medical Administrative Assistant
 Medical Billing and Coding

Pharmacy Technician
Medical Office Billing Specialist

RESOLVED, That pursuant to ACA §6-61-301, the Arkansas Higher Education Coordinating Board grants initial certification to Ultimate Medical Academy, Tampa, Florida, to offer the following degree programs by distance technology to Arkansas residents: Associate of Applied Science in Health Sciences, Associate of Applied Science in Medical Billing and Coding, and the following undergraduate technical programs: Medical Administrative Assistant, Medical Billing and Coding, Pharmacy Technician, and Medical Office Billing Specialist. The certification is for a period of two years and expires on April 15, 2013.

FURTHER RESOLVED, That the Director of the Arkansas Department of Higher Education is authorized to notify the administration of Ultimate Medical Academy, Tampa, Florida, that the certification of the degree programs requires the institution to notify the Arkansas Department of Higher Education whenever any of the following occurs: (1) major reorganization of the controlling body; (2) changes in the charter or incorporation documents of the institution; or (3) changes in the method of operation of the institution's programs in Arkansas.

FURTHER RESOLVED, That the Coordinating Board instructs the Director to notify the administration of Ultimate Medical Academy, Tampa, Florida, that any advertisement or published materials using the name of the Arkansas Higher Education Coordinating Board or the Arkansas Department of Higher Education must contain the following statement:

Arkansas Higher Education Coordinating Board certification does not constitute an endorsement of any institution or program. Such certification merely indicates that certain criteria have been met as required under the rules and regulations implementing institutional and program certification as defined in Arkansas Code §6-61-301.

University of Phoenix, Phoenix, Arizona
Initial Certification – Little Rock and Rogers Campuses
Master of Health Administration
Concentrations in Education, Gerontology, and Informatics

RESOLVED, That pursuant to ACA §6-61-301, the Arkansas Higher Education Coordinating Board grants initial certification to the University of Phoenix, Phoenix, Arizona, to offer the following degree program by distance technology to Arkansas residents: Master of Health Administration with concentrations in Education, Gerontology, and Informatics. The certification is for a period of two years and expires on April 15, 2013.

FURTHER RESOLVED, That the Director of the Arkansas Department of Higher Education is authorized to notify the administration of the University of Phoenix, Phoenix, Arizona, that the certification of the degree programs requires the

institution to notify the Arkansas Department of Higher Education whenever any of the following occurs: (1) major reorganization of the controlling body; (2) changes in the charter or incorporation documents of the institution; or (3) changes in the method of operation of the institution's programs in Arkansas.

FURTHER RESOLVED, That the Coordinating Board instructs the Director to notify the administration of the University of Phoenix, Phoenix, Arizona, that any advertisement or published materials using the name of the Arkansas Higher Education Coordinating Board or the Arkansas Department of Higher Education must contain the following statement:

Arkansas Higher Education Coordinating Board certification does not constitute an endorsement of any institution or program. Such certification merely indicates that certain criteria have been met as required under the rules and regulations implementing institutional and program certification as defined in Arkansas Code §6-61-301.

**INSTITUTIONAL CERTIFICATION ADVISORY COMMITTEE
REPORT**

The Institutional Certification Advisory Committee (ICAC) met via conference call on March 15, 2011, for its regular quarterly meeting.

ICAC members present: Dr. Wayne Hatcher, Mr. Kent Schroeder, Dr. Judy Pile, Dr. Jerol Swaim, Mr. Ken Hoppe, and Mr. Dan Jordan.

ICAC members absent: Dr. Allen Meadors, Ms. Connie Nelson, Ms. Deborah Germany, and Ms. Brenda Germann.

Institutional representatives present:

Ms. Tera Baker, DeVry University; Ms. Ann Wood Burnett and Ms. Renee Gaddis, Everest University; Ms. Pat Edwards, Excelsior College; Ms. Danielle Buckius, Franklin University; Ms. Carol Bratt and Mr. Kyle Buchanan, Grand Canyon University; Mr. Tom Olson, ITT Technical Institute; Ms. Stephanie Renguso, Kaplan University; Mr. Tracy Locklin, Strayer University; Mr. Nick Janiga, Ultimate Medical Academy; and Mr. Randy McCormick, University of Phoenix.

ADHE members present: Ms. Zanette Douglas and Ms. Alana Boles.

Ms. Zanette Douglas, ICAC Coordinator, called the meeting to order at 2:00 p.m. Ms. Douglas welcomed ICAC members, guests, and institutional representatives.

A motion to accept the ADHE staff recommendations was made by Mr. Ken Hoppe with a second by Mr. Dan Jordan. The motion passed.

Program Certification Requests

**DeVry University, Naperville, Illinois,
Recertification – Distance Technology**

ADHE Staff Recommendation: Program Recertification through April 15, 2016

Master of Science in Educational Technology

Certification: April 2009

Enrollment: 3 Arkansas students

Graduates: 0 Arkansas graduates

Master of Science in Electrical Engineering

Certification: April 2009

Enrollment: 0 Arkansas students

Graduates: 0 Arkansas graduates

Master of Business Administration

Certification: April 2009

Enrollment: 43 Arkansas students

Graduates: 3 Arkansas graduates

Master of Accounting and Financial Management

Certification: April 2009

Enrollment: 25 Arkansas students

Graduates: 2 Arkansas graduates

Master of Human Resource Management

Certification: April 2009

Enrollment: 0 Arkansas students

Graduates: 0 Arkansas graduates

Everest University, Orlando, Florida

Initial Certification – Distance Technology

ADHE Staff Recommendation: Initial Program Certification through April 15, 2013

Associate of Applied Science in Business

Associate of Applied Science in Criminal Investigations

Associate of Applied Science in Criminal Justice

Associate of Applied Science in Medical Insurance Billing and Coding

Associate of Applied Science in Paralegal

This is the first proposal submitted for initial certification from Everest University.

Institutional History

Everest University is a private proprietary university composed of campuses in Florida which are owned and operated by Florida Metropolitan University, Inc.

In 1981, Jones College was changed to Orlando College. It acquired Ft. Lauderdale College which was founded as Walsh School of Business in 1940.

In 1996, Florida Metropolitan University, Inc., acquired Tampa College which was founded in 1890 and Orlando College, established in 1953 as Jones College, Orlando.

In 2007, the name of all Florida Metropolitan University campuses was changed to Everest University. Florida Metropolitan University, Inc. which does business as Everest University, is owned and operated by Rhodes Colleges, Inc., a wholly-owned subsidiary of Corinthian Colleges, Inc., a Delaware Corporation.

Accreditation and Licensure

All campuses, except Orange Park, are accredited by the Accrediting Council for Independent Colleges and Schools to award diplomas, associate's degrees, bachelor's degrees, and master's degrees. Orange Park is not accredited for master's degrees.

The university is a non-sectarian, coeducational institution with authority to confer associate's, bachelor's, and master's degrees and diplomas. The university is licensed by means of accreditation by the Florida Commission for Independent Education.

Undergraduate and graduate programs are approved by the Florida State Approving Agency for Veterans Training. All campuses are members of the Career College Association.

The average age of the students is 29 years old.

Admission Requirements

The requirement for admission to Everest University is a high school diploma or a recognized equivalent. All applicants are required to successfully complete a standardized assessment examination, the Career Programs Assessment test (CPAt) which is designed to ensure that the applicant has the skills necessary to successfully pursue a college-level program. Applicants are required to successfully complete the CPAt with a score of 120. Students who do not achieve a score of 120 on the CPAt may retake the test in accordance with the retesting requirements.

Transfer students who are high school graduates or GED holders (or other recognized equivalency) and who can submit proof of successfully completing a minimum of 36 quarter hours or 24 semester hours of earned college credit at an accredited post-secondary institution will not be required to complete the CPAt unless required for admission into a specific program.

Assessment

The university conducts student surveys used to identify areas students see as opportunities to improve the campus. These range from availability of campus directors, staff members, and faculty to suggestions for improving the physical facility, learning materials, and campus services.

Student input and feedback is used to improve delivery of student services, and improve the student experience. Improvement of curriculum and communication across departments is done by way of faculty development.

Faculty Employment and Development

All instructors must have a minimum of a master's degree that includes at least 18 credit hours in the course area in which they are teaching. Faculty must complete an online orientation prior to teaching and attend two professional development and two in-service trainings annually.

Authenticating Students

All online students are issued an ID number and a password. Students are asked questions randomly throughout the time they are enrolled in classes. The questions are personal questions and are to be answered within two minutes. If the questions are answered incorrectly, the student may be locked out of the eCollege system.

Program Delivery

Credit is awarded in quarter credit hours. The associate degrees require 96 quarter credit hours (72 semester credit hours). Four quarter credit hours meet the minimum

contact hours of 37.5 semester hours. Tuition for the associate degrees is \$371 with an estimated \$400 for books.

All the proposed programs are approved to be offered in Florida.

Program Summaries

General Education Requirements for Associate Degrees – 20 quarter credit hours (15 semester credit hours)

English

ENC 1101 Composition I

ENC 1102 Composition II

Mathematics

MAT 1033 College Algebra

Computer Applications/Fundamentals

CGS 2167C Computer Applications

Social Sciences

PSY 2012 General Psychology

The **Associate of Applied Science in Business** degree program provides a broad knowledge of the functional areas of business. All students take coursework in the areas of accounting, general business, management, marketing, human resources, computer applications, and business law. Concentrations are in: business administration, management, marketing, or international business.

Enrollment

The projected enrollment is 25 students.

Currently, there are 2,302 students enrolled in the online program nationwide.

Faculty

A review of the current faculty credentials indicates the faculty members teaching courses in this program have master's and doctoral degrees in accounting, business administration, business, financial management, information systems management, marketing, organizational leadership, and technology management.

Curriculum

Associate of Applied Science in Business

96 quarter credit hours (64 semester credit hours)

General Education – 20 quarter credit hours

See page 13

Institutional Requirements – 32 quarter credit hours (21 semester credit hours)

MTB 1103 Business Mathematics

EVS 1001 Environmental Science

SPCP 2300 Fundamentals of Interpersonal Communication
LIS 2004 Introduction to Internet Research
CGS 2501 Applied Word Processing
CGS 251C Applied Spreadsheets
SLS 1505 Basic Critical Thinking
SLS 1105 Strategies for Success
S OST 2335 Business Communications
SLS 1321 Career Skills

Degree Requirements -32 quarter credit hours (21 semester credit hours)

MAN 1030 Introduction to Business Enterprise
MAN 2021 Principles of Management
BUL 2131 Applied Business Law
MAN 2300 Introduction to Human Resources
MAR 1011 Introduction to Marketing
APA 2111 Principles of Accounting I
APA 2121 Principles of Accounting II
MANP 2501 Capstone Experience

Concentrations – 16 quarter credit hours (10 semester credit hours)

Business Administration
FIN 1103 Introduction to Finance
MAR 2305 Customer Relations and Servicing
Choose two of the following:
MAN 2727 Strategic Planning for Business
ACG 2178 Financial Statement Analysis
ACG 2021 Introduction to Corporate Accounting
SBM 2000 Small Business Management
APA 2161 Introductory Cost/Managerial Accounting

Management

MAR 2305 Customer Relations and Servicing
FIN 1103 Introduction to Finance
MAN 2604 Introduction to International Management
SBM 2000 Small Business Management

Marketing

MAR 2320 Advertising
MAR 2141 Introduction to International Marketing
MAR 2720 Marketing on the Internet
SBM 2000 Small Business Management

International Business

MAR 2141 Introduction to International Marketing
MAN 2604 Introduction to International Management
GEB 2353 International Competitiveness
BUL 2261 International Business Law

The **Associate of Applied Science in Criminal Investigations** degree program provides an understanding of the theoretical and scientific aspect of the investigative process. Career opportunities may be found in law enforcement, private investigations, and security as evidence and crime scene technicians.

Enrollment

The projected enrollment is 25 students.

Currently, there are 2,561 students enrolled in the online program nationwide.

Faculty

A review of the current faculty credentials indicates the faculty members teaching courses in this program have master's and doctoral degrees in criminal justice, criminology, forensic science, security studies, computer forensics, law enforcement and justice, and corrections.

Curriculum

Associate of Applied Science in Criminal Investigations

96 quarter credit hours (72 semester credit hours)

General Education Requirements – 20 quarter credit hours (15 semester credit hours)

See page 13

Institutional Requirements – 20 quarter credit hours (15 semester credit hours)

EVS 1001 Environmental Science

SPCP 2300 Fundamentals of Interpersonal Communication

AML 2000 Introduction to American Literature

SLS 1505 Basic Critical Thinking

SLS 1105 Strategies for Success

SLS 1321 Career Skills

Degree Requirements -56 quarter credit hours (37 semester credit hours)

CJE 1640 Criminalistics I

CJE 1641 Criminalistics II

CJE 2673 Graphics and Documentation I

CJE 2602 Graphics and Documentation II

CJE 2671 Fingerprints Classification & Latents I

CJE 2672 Fingerprints Classification & Latents II

CJB t712 Crime Scene Photography I

CJB 1714 Crime Scene Photography II

CJE 2676 Biological Evidence I

CJE 2682 Biological Evidence II

Choose four of the following:

CJE 2678 Crime Scene Dynamics I

CJE Crime Scene Dynamics II

CJE 2690 Technology Crimes I

CJE 2691 Technology Crimes II

CCJ 2358 Criminal Justice Communications
CCJ 2943 Current Issues in Criminal Justice

The **Associate of Applied Science in Criminal Justice** degree program provides an understanding of the criminal justice system and prepares graduates for entry-level career opportunities in probation, corrections, immigration, law enforcement, and security.

Enrollment

The projected enrollment is 25 students.
Currently, there are 2,190 students enrolled in the online program nationwide.

Faculty

A review of the current faculty credentials indicates the faculty members teaching courses in this program have master's and doctoral degrees in criminal justice, criminology, forensic science, security studies, computer forensics, law enforcement and justice, and corrections.

Curriculum

Associate of Applied Science in Criminal Justice
96 quarter credit hours (72 semester credit hours)

General Education Requirements – 20 quarter credit hours (15 semester credit hours)

See page 13

Institutional Requirements – 24 quarter credit hours (18 semester credit hours)

EVS 1001 Environmental Science
SPCP 2300 Fundamentals of Interpersonal Communication
AML 2000 Introduction to American Literature
SLS 1505 Basic Critical Thinking
SLS 1105 Strategies for Success
SLS 1321 Career Skills
SYG 2000 Principles of Sociology

Degree Requirements – 52 quarter credit hours (39 semester credit hours)

BUL 2131 Applied Business Law
CCJ 1017 Criminology
CCJ 1024 Introduction to Criminal Justice
CJL 2130 Criminal Evidence
CJL 2134 Criminal Procedure and the Constitution
CCJ 1610 Criminal Investigations
CCJ 2358 Criminal Justice Communications
CCJ 2306 Introduction to Corrections
CJD 2250 Introduction to Interviews and Interrogations
DSC 2002 Introduction to Terrorism
Choose three of the following:
CJE 2100 Policing in America

CCJ 2679 Introduction to Victims Advocacy
 CCJ 2943 Current Issues in Criminal Justice
 CJE 2670 Introduction to Forensics
 CCJ 1910 Career Choices in Criminal

The **Associate of Applied Science in Medical Insurance Billing and Coding** degree program is designed to provide skills in the administrative, insurance billing, and coding areas of study in the medical insurance billing industry. The degree prepares the graduate to be an entry-level professional in medical offices, clinics, hospitals, and associated medical facilities. Students are required to participate in a 120-hour externship prior to graduation from the program.

Enrollment

The projected enrollment is 25 students.
 Currently, there are 3,708 students enrolled in the online program nationwide.

Faculty

A review of the current faculty credentials indicates the faculty members teaching courses in this program have master's and doctoral degrees in health care administration, health information, health information technology, health service administration, health care management, medical, and surgery.

Curriculum

Associate of Applied Science in Medical Billing and Coding
 96 quarter credit hours (72 semester credit hours)

General Education Requirements – 20 quarter credit hours (15 semester credit hours)
 See page 13

Institutional Requirements – 16 quarter credit hours (12 semester credit hours)

SLS 1505 Basic Critical Thinking
 SLS 1105 Strategies for Success
 SLS 1321 Career Skills
 SPCP 2300 Fundamentals of Interpersonal Communications
 EVS 1001 Environmental Science

Degree Requirements –60 quarter credit hours (45 semester credit hours)

HSC 1531 Medical Terminology
 HSA 1553 Medical Law and Ethics
 BSC 2080 Anatomy and Physiology of the Body Systems
 MEA 2305 Medical Office Management and Compliance
 HIM 2260C Introduction to Hospital Billing
 HSC 1524 Diseases of the Human Body
 HIM 2272 Medical Insurance Billing
 MEAP 1301 Introduction to ICD-9 Coding
 MEAP 1305 Introduction to CPT Coding
 MEAP 2346 Advanced CPT Coding

MEAP 2348 Abstract Case Coding
 MEA 2246 Pharmacology for MIBC
 MAR 2305 Customer Relations and Serving
 HIM 2278C Medical Finance and Insurance
 HIM 2326C Computer Applications for Medical Billing

The **Associate of Applied Science in Paralegal** degree program students are prepared, under the direction of an attorney, to interview, gather, review, and analyze factual situations; research the law; prepare and interpret legal documents; and conduct day-to-day operations of a legal office. Graduates of the program may find employment in legal offices, state and federal government agencies, corporate legal departments, consumer groups, insurance companies, banks, title companies, and legal aid societies. The program is a terminal degree as it provides training for individuals for entry-level positions and is not a preparatory curriculum for law school.

Enrollment

The projected enrollment is 25 students.

Currently, there are 1,245 students enrolled in the online program nationwide.

Faculty

A review of the current faculty credentials indicates the faculty members teaching courses in this program have the Juris Doctorate.

Curriculum

Associate of Applied Science in Paralegal
 96 quarter credit hours (72 semester credit hours)

General Education Requirements – 20 quarter credit hours (15 semester credit hours)

See page 13

Institutional Requirements – 28 quarter credit hours (12 semester credit hours)

SYG 2000 Principles of Sociology
 CGS 2501 Applied Word Processing
 AMH 2030 20th Century American History OR
 AML 2000 Introduction to American Literature
 SPCP 2300 Fundamentals of Interpersonal Communication
 EVS 1001 Environmental Science
 SLS 1105 Strategies for Success
 SLS 1321 Career Skills
 SLS 1505 Basic Critical Thinking

Degree Requirements – 48 quarter credit hours (36 semester credit hours)

PLA 2363 Criminal Procedure and the Constitution
 PLA 1105 Legal Research and Writing I
 PLA 2106 Legal Research and Writing II
 PLA 2273 Torts
 PLA 2423 Contract Law

PLA 2600 Wills, Trusts and Probate
PLA 2800 Family Law
PLA 2763 Law Office Management
PLA 2203 Civil Procedure
Choose 2 of the following:
PLA 2460 Bankruptcy
PLA 2930 Contemporary Issues and Law
PLA 2433 Business Organizations
PLA 2483 Introduction to Administrative Law
PLA 2610 Real Estate Law
PLA 2631 Environmental Law

Student Services

Academic Advising

The Registrar and Academic Program Directors serve as advisors and assist students in course selection and registration, dropping and adding courses, change of major, and meeting graduation requirements.

Financial Aid

Everest University offers a variety of student financing options. Financial assistance in the form of grants and loans is available to eligible applicants.

Library services

The University Online Library supports the curriculum and provides information for online students, faculty, and staff through information and reference materials and through electronic access to the Central Florida Library Consortium, the Tampa Bay Library Consortium, and the Library and Information Resources Network (LIRN).

Career Services

Placement services are provided by the Career Services Department. The campus employs a Director of Career Services and Career Services representatives. Students are afforded employment leads and supporting services prior to graduation and as graduates.

Advisory Boards

Everest University has established advisory committees for each department. The committees are comprised of industry members who meet with the staff and faculty to assist in making decisions regarding curriculum and program enrichment. The role of the advisory committees is to help assure curriculum keeps pace with the latest trends and technologies. Committee members may include representatives from the industry, major corporations, and governmental agencies.

**Excelsior College, Albany, New York
Recertification – Distance Technology**

ADHE Staff Recommendation: Program Recertification through April 15, 2016

Associate of Science in Nursing

Certification: April 2009

Enrollment: 84 Arkansas students

Graduates: 27 Arkansas graduates

Associate of Applied Science in Nursing

Certification: April 2009

Enrollment: 28 Arkansas students

Graduates: 10 Arkansas graduates

**Franklin University, Columbus, Ohio
Recertification – Distance Technology**

ADHE Staff Recommendation: Program Recertification through April 15, 2016

Bachelor of Science in Operations and Supply Chain Management

Certification: April 2009

Enrollment: 11 Arkansas students

Graduates: 0 Arkansas graduates

Bachelor of Science in Public Relations

Certification: April 2009

Enrollment: 3 Arkansas students

Graduates: 0 Arkansas graduates

**Grand Canyon University, Phoenix, Arizona
Recertification – Distance Technology**

ADHE Staff Recommendation: Program Recertification through April 15, 2016

Master of Science in Leadership

Certification: October 2006

Enrollment: 5 Arkansas students

Graduates: 0 Arkansas graduates

Master of Business Administration

Certification: October 2006

Enrollment: 16 Arkansas students

Graduates: 0 Arkansas graduates

RN to Bachelor of Science in Nursing

Certification: April 2009

Enrollment: 44 Arkansas students

Graduates: 3 Arkansas graduates

Master of Science in Nursing: Nursing Education

Certification: April 2009

Enrollment: 9 Arkansas students

Graduates: 0 Arkansas graduates

Master of Science in Nursing: Nursing Leadership in Health Care Systems

Certification: April 2009

Enrollment: 6 Arkansas students

Graduates: 1 Arkansas graduate

ITT-Technical Institute, Indianapolis, Indiana

Initial Certification – Little Rock Campus

ADHE Staff Recommendation: Initial Program Certification through April 15, 2013

Associate of Applied Science in Business Management

Associate of Applied Science in Drafting and Design Technology

Associate of Applied Science in Electrical Engineering Technology

Associate of Applied Science in Graphic Communications and Design

Associate of Applied Science in Mobile Communications Technology

Associate of Applied Science in Network Systems Administration

Associate of Applied Science in Paralegal

Program Summaries

General Education Requirements for Associate Degrees – 22.5 quarter credit hours
(15 semester credit hours)

English Composition

EN1320 Composition I

EN1420 Composition II

Mathematics

MA1210 College Math I

Computer Applications/Fundamentals

GS1145 Strategies for the Technical Professional

Social Sciences

ES2550 Microeconomics OR

ES2555 Survey of Economics OR

SP2750 Group Theory OR

PS1350 American Government

For the seven proposed programs, full approval has been received from the Accrediting Council for Independent Colleges and Schools (ACICS) in the following states: California, Colorado, Indiana, Iowa, Louisiana, Michigan, Mississippi, Missouri, Oklahoma, Texas, Utah, Virginia, and Washington.

The **Associate of Applied Science in Business Management** degree program teaches fundamental skills utilized in a variety of entry-level business positions and

offers a foundation to assist students in developing business knowledge and skills. The program introduces the fundamentals of marketing, accounting, communications, supervision, and management. Students are exposed to teamwork concepts, technology, and multiple approaches to problem solving.

Faculty

A review of the faculty credentials indicates that the faculty members teaching courses in this program hold bachelor's and master's degrees in mathematics, computer science, business, management information systems, accounting, and the Juris Doctorate.

Enrollment

Projected Arkansas enrollment is 25 students.

There are no students enrolled as the program will begin in the fall 2011.

Curriculum

Associate of Applied Science in Business

94.5 quarter credit hours (63 semester credit hours)

General Education – 22.5 quarter credit hours (15 semester credit hours)

See page 21

Institutional Requirements –18 quarter credit hours (12 semester credit hours)

CO2520 Communications

ES2560 Macroeconomics

GS1140 Problem Solving Theory

SC1130 Survey of the Sciences

Degree Requirements – 54 quarter credit hours (36 semester credit hours)

BU1110 Introduction to Business

AC1220 Accounting Principles I

AC1320 Accounting Principles II

MG1350 Fundamentals of Supervision

BU1410 Management Information System

AC1420 Financial Accounting

MK2530 Fundamentals of Marketing

BU2620 Fundamentals of Business Communications

FN2640 Fundamentals of Finance

MG2650 Fundamentals of Management

BU2760 Business Law

BU2799 Business Management Capstone Project

The **Associate of Applied Science in Drafting and Design Technology** degree program provides students with fundamental skills utilized in entry-level computer aided-drafting (CAD) and design positions. The curriculum includes CAD technologies and conventional drafting methods to produce various designs, working drawings,

charts, forms, and records. Classroom theory and laboratory projects are part of the program.

Graduates may pursue careers in entry-level positions involving drafting and design, and may include mechanical drafting and design, Building Information Modeling (BIM), architectural drafting and design, parametric modeling, civil drafting and design, and structural detailing.

Faculty

A review of faculty credentials indicates that the faculty members teaching courses in this program hold associate's, bachelor's, and master's degrees in computer-aided drafting and design, industrial technology, engineering technology, and technical management.

Enrollment

Projected Arkansas enrollment is 25 students.

There are no students enrolled as the program will begin in the fall 2011.

Curriculum

Associate of Applied Science – Drafting and Design Technology

94.5 quarter credit hours (63 semester credit hours)

General Education – 22.5 quarter credit hours (15 semester credit hours)

See page 21

Institutional Requirements – 22.5 quarter credit hours (15 semester credit hours)

CO2520	Communications
MA1310	College Mathematics II
GS1140	Problem Solving Theory
PH2530	Physics
SP2750	Group Theory

Degree Requirements – 49.5 quarter credit hours (33 semester credit hours)

DT1110	Introduction to Drafting and Design Technology
DT1210	Rapid Visualization Techniques
DT1230	CAD Methods
DT1320	Building Information Modeling (BIM)
DT1325	Sustainability in Design
DT1410	Materials and Processes in Design
DT1430	Parametric Modeling
DT2510	Advanced CAD Methods
DT2520	3D Civil Drafting
DT2630	3D Modeling and Visualization
DT2799	Drafting and Design Technology Capstone Project

The **Associate of Applied Science in Electrical Engineering Technology** degree program provides the fundamental skills utilized in entry-level electrical and electronics

technician positions. Curriculum includes the theory of various electronics and electrical circuitry in a classroom environment and to various techniques and applications in a laboratory environment. Graduates of this program may pursue careers in entry-level electrical and electronics engineering technology positions, such as electronics technician, service technician, telecommunications technician, and engineering technician.

Faculty

A review of the faculty credentials indicates that the faculty members teaching courses in this program hold bachelor's, master's, and doctoral degrees in electrical engineering, engineering, industrial engineering, management information systems, computer technology, and mechanical science in computer technology.

Enrollment

Projected Arkansas enrollment is 25 students.

There are no students enrolled as the program will begin in the fall 2011.

Curriculum

Associate of Applied Science Electrical Engineering Technology

94.5 quarter credit hours (63 semester credit hours)

General Education – 22.5 quarter credit hours (15 semester credit hours)

See page 21

Institutional Requirements – 22.5 quarter credit hours (15 semester credit hours)

CO2520	Communications
MA1310	College Mathematics II
GS1140	Problem Solving Theory
PH2530	Physics
PS1350	American Government

Degree Requirements – 49.5 quarter credit hours (33 semester credit hours)

NT1110	Computer Structure and Logic
ET1210	DC-AC Electronics
NT1210	Introduction to Networking
ET1220	Digital Fundamentals
ET1310	Solid State Devices
ET1410	Integrated Circuits
ET2530	Electronic Communications
ET2560	Introduction to C Programming
ET2640	Microprocessors and Microcontrollers
ET2750	Programmable Logic Controllers
ET2799	Electrical Engineering Technology Capstone Project

The **Associate of Applied Science in Graphic Communications and Design** degree program provides fundamental skills utilized in entry-level graphic design, and visual communications positions. The curriculum includes communicating ideas and

concepts through print and interactive multimedia communication. The program emphasizes creativity, visualization and critical thinking to generate technologically appropriate, functional and aesthetic solutions for graphic communications and design projects.

Graduates of this program may pursue careers in entry-level positions involving graphic communications and design which may include the production of interactive multimedia, print media, and other communications at a variety of organizations.

Faculty

A review of the faculty credentials indicates that the faculty members teaching courses in this program hold bachelor's and master's degrees in digital entertainment and game design, fine arts in radio, TV, and film, and mechanical engineering.

Enrollment

Projected Arkansas enrollment is 25 students.

There are no students enrolled as the program will begin in the fall 2011.

Curriculum

Associate of Applied Science in Graphic Communications and Design
94.5 quarter credit hours (63 semester credit hours)

General Education – 22.5 quarter credit hours (15 semester credit hours)

See page 21

Institutional Requirements – 18 quarter credit hours (12 semester credit hours)

CO2520	Communications
AR1440	Art Appreciation
GS1140	Problem Solving Theory
PS1350	American Government

Degree Requirements – 54 quarter credit hours (36 semester credit hours)

GC1110	Fundamentals of Design
DT1210	Rapid Visualization Techniques
GC1220	Fundamentals of Typography
GC1320	Advanced Photoshop
GC1330	3D Modeling Techniques
GC1430	Video Production Techniques
GC1435	Interactive Design with Flash
GC2520	Sustainable Graphic Design
GC2530	Animation
GC2620	Digital Prepress and Production Processes
GC2630	Graphic Design for the Web
GC2799	Graphic Communications and Design Capstone Project

The **Associate of Applied Science in Mobile Communications Technology** degree program prepares for career opportunities in a variety of entry-level positions in the

field of mobile communications technology. The curriculum includes analog and digital electronics, computers and networking, electronic and digital communications systems, and mobile wireless communications systems and devices.

Graduates of this program may pursue careers in entry-level positions in various fields involving mobile communications technology, such as a field technician/field service specialist, mobile devices support consultant, applications development technician, and wireless technician.

Faculty

A review of the faculty credentials indicates that the faculty members teaching courses in this program hold bachelor's and master's degrees in computer technology, computer science, electronics, and management information systems.

Enrollment

Projected Arkansas enrollment is 25 students.
Currently, 21 students are enrolled in the program nationwide.

Curriculum

Associate of Applied Science in Mobile Communications Technology
94.5 quarter credit hours (63 semester credit hours)

General Education – 22.5 quarter credit hours (15 semester credit hours)

See page 21

Institutional Requirements – 18 quarter credit hours (12 semester credit hours)

CO2520	Communications
MA1310	College Mathematics II
GS1140	Problem Solving Theory
PS1350	American Government

Degree Requirements – 54 quarter credit hours (36 semester credit hours)

NT1110	Computer Structure and Logic
NT1210	Introduction to Networking
ET1215	Basic Electronics
MC1260	Introduction to Mobile Communications Technology
ET1335	Introduction to Electronic Communications Systems
PT1420	Introduction to Programming
NT1430	Linux Networking
MC2560	Mobile Wireless Communications I
NT2640	IP Networking
MC2660	Mobile Wireless Communications II
MC2665	Mobile Communication Devices
MC2799	Mobile Communications Technology Capstone

The **Associate of Applied Science in Network Systems Administration** degree program provides fundamental skills utilized in entry-level computer network systems

administration positions. Curriculum includes network hardware and software maintenance and monitoring, configuring and supporting a local area network (LAN) and a wide area network (WAN), Internet systems and segments of network systems.

Graduates may pursue careers in entry-level systems in network administration and support positions, such as network administrator, network technician, network specialist, information technology specialist, local area network (LAN) or wide area network (WAN) administrator.

Faculty

A review of the faculty credentials indicates that the faculty members teaching courses in this program hold bachelor's and master's degrees in computer science, management of science and computer technology, and management of information systems.

Enrollment

Projected Arkansas enrollment is 25 students.

There are no students are enrolled as the program will begin in the fall 2011.

Curriculum

Associate of Applied Science in Network Systems Administration
94.5 quarter credit hours (63 semester credit hours)

General Education – 22.5 quarter credit hours (15 semester credit hours)

See page 21

Institutional Requirements – 18 quarter credit hours (12 semester credit hours)

CO2520	Communications
GS1140	Problem Solving Theory
SC1130	Survey of the Sciences
MA1310	College Math II

Degree Requirements – 54 quarter credit hours (36 semester credit hours)

NT1110	Computer Structure and Logic
NT1210	Introduction to Networking
NT1230	Client-Server Networking I
NT1310	Physical Networking
NT1330	Client-Server Networking II
PT1420	Introduction to Programming
NT1430	Linux Networking
PT2520	Database Concepts
NT2580	Introduction to Information Security
NT2640	IP Networking
NT2670	Email and Web Services
NT2799	Network Systems Administration Capstone Project

The **Associate of Applied Science in Paralegal** degree program provides the fundamental skills utilized in entry-level paralegal and legal assistant positions. The curriculum includes fundamentals of ethics, legal research and writing, law office technology and specific areas of the law, such as criminal law, family law, wills, trusts and estates, and litigation, among others. Students are exposed to teamwork concepts, technology and multiple approaches to problem solving. Graduates may pursue careers in a variety of entry-level paralegal and legal assistant positions.

Faculty

A review of the faculty credentials indicates that the faculty members teaching courses in this program hold master's degrees in criminal justice, political science, and the Juris Doctorate.

Enrollment

Projected Arkansas enrollment is 25 students.

There are no students are enrolled as the program will begin in the fall 2011.

Curriculum

Associate of Applied Science in Paralegal

94.5 quarter credit hours (63 semester credit hours)

General Education – 22.5 quarter credit hours (15 semester credit hours)

See page 21

Institutional Requirements – 22.5 quarter credit hours (15 semester credit hours)

CO2520 Communications

GS1140 Problem Solving Theory

SC1130 Survey of the Sciences

HU2740 Ethics in Society

Elective – 2 quarter credit hours (3 semester credit hours)

Select one course from the subject area

Degree Requirements – 49.5 quarter credit hours (33 semester credit hours)

PL1110 Introduction to Paralegal

PL1240 Research and Writing for the Paralegal I

PL1250 Law Office Technology

PL1310 Introduction to Civil Litigation

PL1340 Research and Writing for the Paralegal II

PL1410 Fundamentals of Tort Law

LE1430 Fundamentals of Criminal Law

PL2520 Fundamentals of Family Law

PL2525 Fundamentals of Contract Law

LE2630 Fundamentals of Constitutional Law

PL2799 Paralegal Capstone Project

**Kaplan University, Davenport, Iowa
Recertification– Distance Technology**

ADHE Staff Recommendation: Program Recertification through April 15, 2016

Associate of Applied Science in Accounting

Certification: August 2008

Enrollment: 27 Arkansas students

Graduates: 2 Arkansas graduates

Associate of Applied Science in Information Technology
(formerly Computer Science Technology)

Certification: January 2009

Enrollment: 58 Arkansas students

Graduates: 2 Arkansas graduates

Associate of Applied Science in Criminal Justice

Certification: August 2008

Enrollment: 99 Arkansas students

Graduates: 2 Arkansas graduates

Associate of Applied Science in Medical Office Management

Certification: January 2009

Enrollment: 47 Arkansas students

Graduates: 2 Arkansas graduates

Associate of Applied Science in Medical Transcription

Certification: January 2009

Enrollment: 76 Arkansas students

Graduates: 2 Arkansas graduates

Associate of Applied Science in Medical Assisting

Certification: January 2009

Enrollment: 84 Arkansas students

Graduates: 2 Arkansas graduates

Associate of Applied Science in Paralegal Studies

Certification: January 2009

Enrollment: 53 Arkansas students

Graduates: 2 Arkansas graduates

Master of Science in Criminal Justice

Certification: January 2009

Enrollment: 16 Arkansas students

Graduates: 2 Arkansas graduates

Kaplan University, Davenport, Iowa

Initial Certification – Distance Technology

ADHE Staff Recommendation: Initial Program Certification through April 15, 2013

Associate of Applied Science in Public Administration

Master of Science in Education in Instructional Technology

Master of Science in Environmental Policy

Master of Science in Homeland Security and Emergency Management

Master of Laws, LL.M. Small Business Practice

Master of Public Administration

Program Summaries

The **Associate of Applied Science in Public Administration** degree program focuses on the study of organization, structure, and processes of government. The program is designed to introduce the basic topics of public administration and policy, the fundamentals of government process and organization, and how these interact with the law. Curriculum includes basic economic principles that are a part of public administration. The program is designed to provide an understanding of the environment and processes in which public policy is formulated and implemented, the goals of public policy, the methods and tools used to evaluate and design policy, and how the economy works.

Faculty

A review of the current faculty credentials indicates that the faculty members teaching courses in this program have master's and doctoral degrees in corrections, criminal justice, criminology, political science, sociology, and the Juris Doctorate.

Enrollment

Expected student enrollment in Arkansas is up to five students per term.

Curriculum

Associate of Applied Science in Public Administration

90 quarter credit hours (60 semester credit hours)

General Education – 29 quarter credit hours (15 semester credit hours)

English

CM 104: College Composition I – Effective Writing I for Legal Studies Majors

CM 222: College Composition II for Legal Studies Majors

Mathematics

MM 212: College Algebra

Computer Applications/Fundamentals

IT 133: Software Applications

Social Sciences

Select one of the following:

PS 115: Contemporary Issues in Psychology

PS 200: Introduction to Cognitive Psychology
 PS 210: History of Psychology
 PS 220: Child and Adolescent Psychology
 SS 124: Psychology
 SS 144: Sociology
 SS 225: Film and Society
 SS 230: Making History: The Founding Fathers
 SS 236: People, Power, and Politics
 SS 235: 20th Century African American Leadership
 SS 260: Gender and Society
 SS 270: Social Problems

Institutional Requirements – 35 quarter credit hours (23 semester credit hours)

BU 204: Macroeconomics
 LS 100: Eight Skills of the Effective Legal Studies Student
 Electives: 25 quarter credit hours (17 semester credit hours)

Degree Requirements – 30 quarter credit hours (18 semester credit hours)

PP 101: Introduction to Public Administration
 PP 105: Introduction to State and Local Government
 PP 110: Ethics and Public Administration
 PP 201: Introduction to Policy Making
 PP 205: Introduction to Administrative Law
 PP 299: Associate's Capstone in Public Administration

The **Master of Science in Education in Instructional Technology** degree program focuses on design, development, and evaluation of educational and informational programs and instructional materials. Specializations are offered for K–12 or two areas in adult learning. Instruction provides for learning environments appropriate to K–12 contexts, higher education, or corporate, nonprofit, government, and military education and training environments.

Graduates may find careers as an instructional designer, curriculum developer or coordinator, trainer, learning and development specialist or manager, project manager, or instructional technology specialist, in educational institutions and corporate, nonprofit, government, and military organizations.

Faculty

A review of the current faculty credentials indicates that the faculty members teaching courses in this program have doctoral degrees in computing and information technology, curriculum and instruction, education, educational leadership and policy studies, instruction systems technology, instructional technology and distance education, and professional studies in education.

Enrollment

Expected student enrollment in Arkansas is up to five students per term. There are 83 students nationwide enrolled in this program.

Curriculum

Master of Science in Education in Instructional Technology
50 quarter credit hours (34 semester credit hours)

Degree Requirements – 29 quarter credit hours (20 semester credit hours)

ED 503: Educational Psychology

IX 500: Foundations of Instructional Technology

IX 510: Instructional Design

IX 520: Needs Assessment and Evaluation in Education and Training

IX 540: Research in Instructional Technology

IX 550: Project Management and Implementation in Education and Training

Elective Courses – 21 quarter credit hours (14 semester credit hours)

Select one of the following specializations:

K-12

ET 503: Using Technology - Applications in the Content Areas

IX 560: Instructional Technologies Infrastructure

IX 562: Technology Enhanced Learning Environments - K-12

IX 570: Design of Online Instruction in K-12 Environments

Adult Learning-Higher Education

HE 547: Effective Online Instruction - Design and Practice

IX 536: Design and Development Tools

IX 542: Multimedia Development and Implementation

IX 564: Design of Learning Environments

Adult Learning-Organizations

IX 535: Developing Instructional Materials

IX 536: Design and Development Tools

IX 542: Multimedia Development and Implementation

IX 564: Design of Learning Environments

The **Master of Science in Environmental Policy** degree program integrates courses from legal studies, social science, public policy, and leadership into a cross-disciplinary program designed for environmental careers. The program includes courses on environmental policy and issues that might affect public and private sector business and industry, economics, policy, and politics. The program provides content on societal institutions, governmental agencies, law-makers, businesses, and other organizations and how they respond to and devise solutions to local, regional, national, and global issues of the environmental and sustainable practices.

Faculty

A review of the current faculty credentials indicates that the faculty members teaching courses in this program have master's and doctoral degrees in environmental law, public affairs, government, public policy, and the Juris Doctorate.

Enrollment

Expected student enrollment in Arkansas is up to five students per term. There are nine students nationwide enrolled in this program.

Curriculum

Master of Science in Environmental Policy
55 quarter credit hours (33 semester credit hours)

Degree Requirements – 35 quarter credit hours (21 semester credit hours)

EM 500: Environmental Foundations and Principles
EM 520: Environmental Law and Policy
EM 530: Environmental Risk Assessment
EM 650: Environmental Policy Analysis
LS 504: Applied Research in Legal Studies
PP 510: Leadership in the Public Sector
EM 602: Comprehensive Exam Capstone OR
EM 698: Applied Research Capstone Project

Elective Courses – 20 quarter credit hours (12 semester credit hours)

Select four of the following courses:

EM 610: Sustainability - Policy and Practice
EM 620: Environmental Project Management
HM 500: Crisis and Emergency Management Fundamentals
PP 630: Public and Private Partnerships
PP 640: Political and Economic Forces
500/600-level: Legal Studies or Criminal Justice Elective

The **Master of Science in Homeland Security and Emergency Management** degree program is composed of courses from criminal justice, social science, public policy, leadership, and business into a cross-disciplinary program. Policy and issues are presented on inter-relationships of public and private sector business and industry, economics, policy, politics, culture, ideology, psychology, and human dynamics. Students study how societal institutions, governmental agencies, law-makers, businesses, and other organizations plan and determine viable and sustainable solutions to local, regional, national, and global issues of security and emergency management.

Faculty

A review of the current faculty credentials indicates that the faculty members teaching courses in this program have master's and doctoral degrees in corrections, criminal justice, criminology, political science, sociology, and the Juris Doctorate.

Enrollment

Expected student enrollment in Arkansas is up to five students per term. There are 22 students nationwide enrolled in this program.

Curriculum

Master of Science in Homeland Security and Emergency Management
55 quarter credit hours (33 semester credit hours)

Degree Requirements – 35 quarter credit hours (21 semester credit hours)

CJ 500: Critical Legal Issues in Criminal Justice

CJ 502: Research Methodology

CJ 509: Comparative Criminal Justice Systems

HM 500: Crisis and Emergency Management Fundamentals

HM 501: Homeland Security Policies, Principles, Procedures and Plans

PP 510: Leadership in the Public Sector

HM 597: Portfolio Capstone in Homeland Security and Emergency Management OR

HM 598: Applied Research Project Capstone

Elective Courses – 20 quarter credit hours (12 semester credit hours)

Select one of the following:

CJ 510: Specialized Criminal Statutes and Complex Investigations

CJ 513: Critical Issues in Terrorism

PP 500: Public Administration and Management

PP 520: Finance and the Administration of Public Funds

Select three of the following:

HM 502: Risk, Vulnerability, and Capability Assessment Methods

HM 503: Planning and Operations in Crisis and Emergency Management

HM 504: All-Hazards Readiness and Emergency Management Functions

HM 505: Planning for WMD and Mass Casualty Crises

HM 510: Mitigation and Preparedness Issues for Emergency Management

HM 515: Public-Private Collaboration in Emergency Management

HM 520: Program Evaluation

HM 540: Crisis

The **Master of Public Administration** degree program is designed for practicing and future administrators. The curriculum provides tools to evaluate, implement, and manage policy and to make ethical and effective decisions. The program provides students the option to focus on an intensive study area or pursue a general Master of Public Administration. The curriculum includes public administration and management, ethics and leadership, budgeting and the administration of public funds, strategic planning, and applied research. Students can choose from the following intensive study areas: general public administration, criminal justice, governmental management, and health care management.

Faculty

A review of the current faculty credentials indicates that the faculty members teaching courses in this program have master's and doctoral degrees in corrections, criminal justice, criminology, political science, sociology, and the Juris Doctorate.

Enrollment

Expected student enrollment in Arkansas is up to five students per term.

There are 105 students nationwide enrolled in this program.

Curriculum

Master of Public Administration

55 quarter credit hours (33 semester credit hours)

Degree Requirements – 30 quarter credit hours (18 semester credit hours)

LS 504: Applied Research in Legal Studies

PP 500: Public Administration and Management

PP 510: Leadership in the Public Sector

PP 520: Finance and the Administration of Public Funds

PP 530: Human Resource Management in the Public Sector

PP 602: Comprehensive Exam Capstone OR

PP 698: Applied Research Project

Intensive Study Areas – 25 quarter credit hours (15 semester credit hours)

Select one of the following areas:

General Master of Public Administration

PP 600: Administrative Law

PP 610: Balancing the Budget - Budgetary Process

PP 640: Political and Economic Forces

PP 650: Public Policy Analysis

500/600-level: Legal Studies Elective

Criminal Justice

CJ 500: Critical Legal Issues in Criminal Justice OR

CJ 505: Critical Issues in Criminal Justice

CJ 503: Organizational Behavior

CJ 511: Employment and Policy Law

CJ 515: Theoretical Applications of Justice Management

500-level: Legal Studies Elective

Governmental Management

LS 605: Organization and Function of State Government

LS 606: Legislative Process

LS 607: Gubernatorial and Administrative Process

PP 650: Public Policy Analysis

500/600-level: Legal Studies Elective

Health Care Management

LS 620: Health Care Organizations and Finance

LS 621: Federalism and the Health Care Delivery System

LS 622: Professionals and Health Care Institutions

PP 620: Public Policy and Health Administration

500/600-level: Legal Studies Elective

The **Master of Laws, LL.M. Small Business Practice** program is designed for practicing attorneys and recent law graduates who seek knowledge of the legal issues unique to small business. Topics covered include taxation and succession planning, leasing commercial real estate, regulation and finance, protecting and selling intellectual property, and a wide-range of employment law issues. The Small Business Practice LL.M. program curriculum is designed to emphasize current topics and issues affecting small business.

Faculty

A review of the current faculty credentials indicates that the faculty members teaching courses in this program have LL.B degrees and the Juris Doctorate.

Enrollment

Expected student enrollment in Arkansas is up to five students per term. There are no students enrolled in this program as it will begin in July 2011.

Curriculum

Master of Laws, LL.M. Small Business Practice

Requirements – 24 Units (24 semester credit hours)

Each course is 2 units

CL 9110: Leasing Commercial Real Estate

CL 9115: Employee Management and Benefits I

CL 9120: Structure and Governance of Small Firms and Other Closely-Held Business Organizations

CL 9125: Employee Management and Benefits II

CL 9130: Electronic Contracting, Business on the Web, and E-Commerce

CL 9135: Protecting and Selling Intellectual Property

CL 9140: Business Torts

CL 9145: Regulation and Finance in Starting and Growing a Small Business

CL 9150: Law Practice Management

CL 9155: Creditor and Bankruptcy Rights of Sole Proprietors and Small Firms

CL 9160: Franchise, Distributorship, and Relationship Law

CL 9165: Taxation and Succession Planning

Strayer University, Washington, D.C.

Recertification – Distance Technology, Little Rock Campus

ADHE Staff Recommendation: Program Recertification through April 15, 2016

Bachelor of Science in Accounting

Certification: Distance Technology: April 2009; Little Rock Campus: July 2009

Enrollment: 33 Arkansas distance students

49 Arkansas on-site students

Graduates: 2 Arkansas distance graduates

0 Arkansas on-site graduates

Bachelor of Science in Information Systems

Certification: Distance Technology: April 2009; Little Rock Campus: July 2009

Enrollment: 42 Arkansas distance students
77 Arkansas on-site students
Graduates: 0 Arkansas distance students
1 Arkansas on-site graduate

Bachelor of Business Administration

Certification: Distance Technology: April 2009; Little Rock Campus: July 2009
Enrollment: 80 Arkansas distance students
238 Arkansas on-site students
Graduates: 0 Arkansas distance graduates
0 Arkansas on-site graduates

Master of Science in Accounting

Certification: Distance Technology: April 2009; Little Rock Campus: July 2009
Enrollment: 8 Arkansas distance students
4 Arkansas on-site students
Graduates: 2 Arkansas distance graduates
0 Arkansas on-site graduates

Master of Business Administration

Certification: Distance Technology: April 2009; Little Rock Campus: July 2009
Enrollment: 16 Arkansas distance students
71 Arkansas on-site students
Graduates: 0 Arkansas distance graduates
0 Arkansas on-site graduates

Ultimate Medical Academy, Tampa, Florida

Initial Certification – Distance Technology

ADHE Staff Recommendation: Initial Program Certification through April 15, 2013

Associate of Applied Science in Health Sciences

Associate of Applied Science in Medical Billing and Coding

Undergraduate Technical Programs:

Medical Administrative Assistant

Medical Billing and Coding

Pharmacy Technician

Medical Office Billing Specialist

Institutional History

Ultimate Medical Academy (UMA) is a health care field career school. The school was founded in 1994 as Ultimate Learning Center, Inc. in response to the community's need for trained nursing assistants and home health aides. The school's name was later changed to Ultimate Medical Academy. In January of 2005, the school's ownership changed to Ultimate Medical Academy, LLC, a Delaware Limited Liability Company authorized to do business in the state of Florida.

The UMA Online Academy is located at 3101 West Dr. Martin Luther King Boulevard, Tampa, Florida, and houses administrative space and student services.

Accreditation and Licensure

UMA is institutionally accredited by the Accrediting Bureau of Health Education Schools (ABHES).

UMA is licensed by the Commission for Independent Education, Florida Department of Education.

Admission Requirements

Students must have a high-school diploma, GED or equivalent at the time of enrollment. For foreign diplomas, the student is responsible for providing both a translation and an equivalency certification. Students must be physically able to lift and position patients, and tolerate the bending, walking, and standing required for their particular occupations.

For online programs, admissions requirements include internet access as well as an online orientation in determining computer literacy and ability to engage in the required coursework.

Assessment

UMA assesses the effectiveness of its programs by administering and reviewing faculty evaluations and Program Effectiveness Plans (PEP). The PEP is an evaluation tool for internal quality assessment. It evaluates educational programs by establishing and documenting specific goals, collecting outcome data relevant to these goals, analyzing outcomes against both minimally acceptable benchmarks and the program's short and long-term objectives, and setting strategies to improve program performance. The program effectiveness assessment is expected to result in the achievement and maintenance of outcomes.

For each of the outcomes identified by a program, the program must establish the level of performance that serves as a benchmark for acceptable program performance. These benchmarks must meet or exceed requirements established by any applicable state or federal authority or by ABHES policies or standards.

Program success is based on student achievement in relation to its mission, including consideration of the retention rates, quarterly observations, course content, qualitative reviews of performance in the online classroom, student perceptions of the instructor, and other areas are reviewed. UMA's program effectiveness plans are administered in accordance with the requirements of its accrediting agency, ABHES. These assessment tools allow the school to assess and analyze the strengths and weaknesses of programs and instructors.

Faculty Employment and Development

At a minimum, faculty applicants must possess a bachelor's degree and must be qualified to teach based on their subject matter expertise and training in online instruction.

UMA requires new faculty members to attend a one-week orientation which consists of synchronous and asynchronous components via telephone conferencing and Internet sessions.

Continuing faculty development requires faculty members to satisfy quarterly in-service requirements and acquire eight continuing education units per year. Continuing education sessions are provided in conjunction with MaxKnowledge, an online instructor training company. In addition, UMA holds monthly faculty meetings via webinar.

UMA conducts a yearly educational summit and online faculty must complete a comprehensive online instructor training program, which includes: use of the Internet and the Learning Management System, institutional policies and procedures, and best practices in teaching online.

UMA monitors faculty by requiring quarterly observations assessing each instructor's course content, accessibility to students, office hours, and other areas. Because of the online format of the programs, activities related to office hours are electronically logged, allowing the institution to monitor whether instructors are maintaining office hours.

In the event that a faculty member is ill or leaves the institution, each program offered online has a program chair who has the expertise to facilitate courses on a short-term basis.

Authenticating Students

UMA takes a multi-tiered approach to student authentication. Students signing the enrollment agreement certify that they are aware of UMA's scholastic honesty policy. UMA's policy states that dishonest of any type may be cause for suspension or dismissal and clarifies that the passing off of the ideas or writing of another person as one's own work is a violation of the policy.

As part of the online learning process at UMA, representatives from UMA's Learner Services Department maintain regular contact with students. The Learner Services Department aims to be in contact with students at least every three days, on average. Learner Services uses various contact methods such as phone, email, online chat and regular mail. Any suspicious activity or conflicting information from students is noted and resolved appropriately.

Program Delivery

UMA uses the same academic curricula online as it does for its on-ground programs. The online courses vary from their on-ground counterparts only in the methodology of delivery.

If UMA decides not to offer a course, students will have the opportunity to transfer to other courses or programs, as appropriate. If UMA decides to discontinue courses or

programs, currently enrolled students are provided a teach-out process allowing for completion of the program.

A new cohort of students begins the online programs every several weeks. Semester credit hours are awarded. Associate degrees require 60 to 63 semester credit hours. Undergraduate technical programs require 37 to 44 semester credit hours. The cost of associate degree programs range from \$22,570 to \$30,695. The costs of the undergraduate technical programs range from \$13,950 to \$30,695.

UMA offers the proposed programs on-ground in Florida and online in other states.

Approximately, 3,000 students are enrolled online nationwide.

Program Summaries

The **Associate of Applied Science in Health Science** degree program's objective is to prepare students for careers in the medical field in one of two concentration areas: medical assistant and pharmacy technician. The curriculum prepares students for entry-level employment in fields related to the student's concentration such as X-Ray technician, dental, assistant, medical/clinical laboratory assistant, medical administrative assistant, medical assistant, patient care technician, and pharmacy technician.

Enrollment

Projected enrollment is five students.

Currently, there are approximately 50 online students enrolled nationwide.

Faculty

A review of faculty credentials indicates that the faculty members teaching courses in this program have bachelor's and master's degrees in health information administration, health care management information systems, medical records administration, nursing, and pharmaceutical sciences.

Curriculum

Associate of Applied Science in Health Sciences

60 – 63 semester credit hours (depending on concentration)

General Education – 15 semester credit hours

EN1150 English Composition

Students must transfer in an English Composition II course

Mathematics

MA1015 College Math

Computer

CI1154 Introduction to Healthcare Computer Information Systems

Social Sciences
SO1050 Sociology

Medical Assistant Focus – 44.5 semester credit hours

ME1115 Introduction to Medical Administrative Assisting
ME1155 Principals of Management and Information Systems
ME1415 Medical Law & Ethics and Records Management
ME1600 Accounting and Medical Practice Management Systems
ME2220 Medical Terminology and Transcription
ME2400 Pathophysiology, Pharmacology, and Medical Coding I
ME2410 Medical Coding II
SC2100 Essentials of Anatomy & Physiology

Electives

Students select three hours from the following:

AC2760 Accounting for Managers
CI1154 Introduction to Healthcare Computer Information Systems
EN2150 Interpersonal Professional Communication
HI1050 Local, National, & International Events
PS1000 Introduction to Psychology
PS2100 Working with People
PS2150 Patient Relations
SC1050 Ecology
SO2100 Diversity in the Workplace

Pharmacy Technician Focus – 37.5 semester credit hours

CI1156 Computer Applications in Pharmacy
ME2510 Essentials of Pathophysiology I
ME2520 Essentials of Pathophysiology II
RX1100 Pharmaceutical Calculations
RX1120 Pharmacy Technician Fundamentals
RX1125 Pharmacology
RX1214 Pharmacy Law & Ethics
RX1224 Sterile Products & HIV/Aids
RX1234 Pharmacology Drug/Dosage Interactions
RX2311 Community Pharmacy
RX2312 Institutional Pharmacy and Certification Review
RX3400 Pharmacy Technician Practicum
SC1222 Essentials of Human Anatomy & Physiology

Electives

Students select seven hours from the following:

AC2760 Accounting for Managers
CI1154 Introduction to Healthcare Computer Information Systems
EN2150 Interpersonal Professional Communication
HI1050 Local, National, & International Events
PS1000 Introduction to Psychology
PS2100 Working with People

PS2150 Patient Relations
SC1050 Ecology
SO2100 Diversity in the Workplace

The **Associate of Applied Science in Medical Billing and Coding** degree program includes the introduction and application of concepts required to code health care services and process health care claims. The curriculum includes medical terminology, anatomy and physiology, disease processes, surgical procedures, life cycle of an insurance claim, health care settings, health care payers, procedure and diagnosis coding from medical records, reimbursement systems, facility billing, keyboarding, word processing, medical practice management systems, and life skills for success.

Careers may be found in entry level employment in insurance billing and coding positions at physicians' offices, hospitals, insurance companies and ancillary medical and dental organizations and can lead to further education.

Faculty

A review of faculty credentials indicates that the faculty members teaching courses in this program have bachelor's and master's degrees in health information administration, health care management information systems, medical records administration, nursing, and pharmaceutical sciences.

Enrollment

Projected enrollment is five students.

Currently, there are approximately 280 online students enrolled nationwide.

Curriculum

Associate of Applied Science in Medical Billing and Coding
63 semester credit hours

General Education – 15 semester credit hours

EN1150 English Composition

Students must transfer in an English Composition II course

Mathematics

MA1015 College Math

Computer

CI1154 Introduction to Healthcare Computer Information Systems

Social Sciences

SO1050 Sociology

Degree Requirements – 48 semester credit hours

AC2760 Accounting for Managers

CI1154 Introduction to Healthcare Computer Information Systems

EN2150 Interpersonal Professional Communication

BC1020 Medical Basics and Healthcare Claim Cycle
 BC1025 Anatomy, Terminology and Health Care Payers
 BC1030 Medical Terminology and Health Care Setting & Claims Process
 BC2010 Disease Processes and ICD-9-CM Coding
 BC2020 Health Care Common Procedure Coding Systems (HCPCS), CPT Coding,
 and Surgical Procedures
 BC2030 Medical Practice Management Systems and Billing and Coding Applications
 BC3020 Coding with Simulation, CPC Prep, and CPC Review
 BC3030 Billing and Coding Applications with Simulations

Technical Program Summaries

The **Medical Administrative Assistant** undergraduate technical program is designed to prepare students for entry-level administrative positions in a variety of healthcare settings. Curriculum includes instruction in administrative duties such as greeting patients, setting appointment times, scheduling hospital admissions, medical transcription, medical record management, insurance coding and billing, bill collections, office compliance and other general medical office procedures.

Enrollment

Projected enrollment is ten students.

Currently, there are approximately 480 online students nationwide.

Faculty

A review of faculty credentials indicates that the faculty members teaching courses in this program have bachelor's degrees in biology, health care management, health information administration, health information, and nursing.

Curriculum

Medical Administrative Assistant

44.5 semester credit hours

ME1115 Introduction to Medical Administrative Assisting

ME1155 Principals of Management and Information Systems

ME1415 Medical Law & Ethics and Records Management

ME1600 Accounting and Medical Practice Management Systems

ME2220 Medical Terminology and Transcription

ME2400 Pathophysiology, Pharmacology, and Medical Coding I

ME2410 Medical Coding II

SC2100 Essentials of Anatomy & Physiology

The **Medical Billing and Coding** undergraduate technical program includes the introduction and application of concepts that provides the knowledge required to code health care services and process health care claims. The objective of the undergraduate technical program is to prepare students with sufficient theoretical knowledge to secure entry level employment in billing and coding positions at physicians' offices, hospitals, insurance companies, and ancillary medical and dental organizations.

One hundred percent of the credits earned by UMA students in this undergraduate technical program may be applied toward the associate's degree program offered by UMA.

Enrollment

Projected enrollment is ten students.

Currently, there are approximately 2,321 online students enrolled nationwide.

Faculty

A review of faculty credentials indicates that the faculty members teaching courses in this program have bachelor's and master's degrees in business, health care administration, health care management, medical records, and nursing.

Curriculum

Medical Office and Billing Specialist

39 semester credit hours

BC1020 Medical Basics and Healthcare Claim Cycle

BC1025 Anatomy, Terminology and Health Care Payers

BC1030 Medical Terminology and Health Care Setting & Claims Process

BC2010 Disease Processes and ICD-9-CM Coding

BC2020 Health Care Common Procedure Coding Systems (HCPCS), CPT Coding, and Surgical Procedures

BC2030 Medical Practice Management Systems and Billing and Coding Applications

BC3020 Coding with Simulation, CPC Prep, and CPC Review

BC3030 Billing and Coding Applications with Simulations

The **Pharmacy Technician** undergraduate technical program prepares the student to support licensed pharmacists by assisting with counter dispensing operations and prescription preparation in a variety of settings. Students are provided training to stock and inventory prescriptive and over-the-counter medications, maintain written or computerized patient medication records, count or pour medications into dispensing containers, manage the cash register and billing, assemble a twenty-four hour supply of medication for each patient, repackage medications, prepare commercially-unavailable medications, deliver medications to patient rooms, establish and maintain patient profiles, and prepare insurance claim forms.

Faculty

A review of faculty credentials indicates that the faculty members teaching courses in this program have bachelor's degrees in pharmaceutical science.

Enrollment

Projected enrollment is five students.

Currently, UMA offers the proposed program on-ground.

Curriculum

Pharmacy Technician

37 semester credit hours

CI1156 Computer Applications in Pharmacy
ME2510 Essentials of Pathophysiology I
ME2520 Essentials of Pathophysiology II
RX1100 Pharmaceutical Calculations
RX1120 Pharmacy Technician Fundamentals
RX1125 Pharmacology
RX1214 Pharmacy Law & Ethics
RX1224 Sterile Products & HIV/Aids
RX1234 Pharmacology Drug/Dosage Interactions
RX2311 Community Pharmacy
RX2312 Institutional Pharmacy and Certification Review
RX3400 Pharmacy Technician Practicum
SC1222 Essentials of Human Anatomy & Physiology

The **Medical Office and Billing Specialist** undergraduate technical program prepares students to perform front office medical administrative procedures with a focus on the expanded function of insurance and patient billing and the processing of health care claims. Administrative duties may include greeting patients, setting appointment times, scheduling hospital admissions, medical record management, limited insurance coding, patient and insurance billing, bill collections, office compliance and other general medical office procedures.

Career opportunities may be found in entry level administrative or billing positions in a variety of health care settings. Employment in one of these positions may require a CPR certification from an American Red Cross or American Heart Association authorized training site.

Faculty

A review of faculty credentials indicates that the faculty members teaching courses in this program have bachelor's and master's degrees in allied health, health care management, nursing, and health information.

Enrollment

Projected enrollment is five students.

Currently, UMA offers the proposed program on-ground in Florida.

Curriculum

Medical Office and Billing Specialist

41 semester credit hours

BC1020 Medical Basics and Health Care Claim Cycle

BC1025 Anatomy, Terminology, and Health Care Payers

BC1030 Medical Terms, Anatomy, and Health Care Setting & Claims Process

ME1110 Introduction to Medical Administrative Assisting and CIS

CI1155 Computer Systems and Software Applications for the Medical Office

ME1420 Medical Law & Ethics and Records Management for Billing Specialists

ME 2400 Pathophysiology, Pharmacology, and Medical Coding I

ME 2405 Medical Coding for Billing Specialists

Student Services

Academic Advising

Students receive personalized guidance throughout their enrollment. UMA's learner services include the following: contacting students on a regular basis to build and maintain rapport; assisting with technical difficulties; aiding with learning management system navigation issues; assisting students with understanding course content and assignment requirements; monitoring students' grades and attendance; assisting in academic planning and advising; assisting students with questions related to academic policies and course expectations; and providing ongoing student retention efforts.

Students identified as at-risk are provided guidance and are assisted with mediating and resolving course issues such as grade disputes and instructor concerns. Student services representatives contact students who have prolonged absence or poor test performance. Student Services personnel are available to work with students if they have concerns with course content or instructor response time or grading.

Financial Aid

Students may access financial aid resources and applications online. Students can receive assistance with the financial aid procedure from UMA staff members. They are also available to assist with student's changing needs or circumstances, and with completion of necessary forms. UMA requires students to attend a follow-up financial aid appointment in order to determine that the student has completed the necessary paperwork.

Library services

Each program maintains a selection of textbooks and videos to support the program curriculum. The school subscribes to the Library and Information Resources Network (LIRN), which gives student constant internet access to thousands of full text resources both on campus and from their homes.

Career Services

UMA's Career Services Department assists students by providing a review of job-related documents including resume, cover letter, and sample job applications. Four weeks prior to graduation, a representative from career services contacts the student to schedule a mock interview via telephone. Students are asked to attend an exit interview with career services prior to graduation to develop a plan for working together to obtain a permanent job placement.

Tutoring

UMA employs a tutoring staff for core competency tutoring and has contracted SmartThinking, an online tutoring company, to accomplish non-core competency tutoring.

Advisory Boards

UMA works closely with an advisory board from the local medical community to ensure that curriculum, equipment, and instruction is current and relevant. The advisory board is also helpful in researching new programs, and many of their facilities offer our students externship/clinical opportunities as well as employment after graduation.

University of Phoenix, Phoenix, Arizona**Initial Certification – Little Rock and Rogers Campuses****ADHE Staff Recommendation: Initial Program Certification through April 15, 2013**

Master of Health Administration

Concentrations in Education, Gerontology, and Informatics

The **Master of Health Administration** degree program is designed to prepare leaders to critically examine and evaluate issues and trends in the global health care system. Curriculum includes content for health care managers such as finance, policy, technology, marketing, and strategic planning. Students can choose concentrations in education, gerontology, and informatics. The degree requires a capstone course.

The degree program was initially certified for distance technology in 2006 and recertified in 2010.

Faculty

A review of faculty credentials indicates that the majority of faculty members teaching courses in this program at the Little Rock and Rogers campuses have master's and doctoral degrees in health care management, health care policy and management, nursing, public health, and science health administration.

Enrollment

Projected Arkansas enrollment is five students.

Currently, 1,038 students are enrolled in the program nationwide.

Curriculum

Master of Health Administration

43 semester credit hours

Degree Requirements – 31 semester credit hours

HCS/504 Introduction to Graduate Study in Health Sciences/Nursing

HCS/587 Creating Change within Organizations

HCS/531 Health Care Organizations and Delivery Systems

HCS/539 Marketing for Health Care

HCS/577 Financial Management in Health Care

HCS/588 Measuring Performance Standards

HCS/545 Health Law and Ethics

HCS/533 Health Information Systems

HCS/514 Managing in Today's Health Care Organizations

HCS/535 Population Health

HCS/552 Health Care Economics

Concentrations – 12 semester credit hours

Education

HSN540 Teaching and Learning Standards
HSN548 Role of the Health Care/Nursing Educator
HSN544 Design and Process of Curriculum Development
HSN552 Assessment and Evaluation of Learning

Gerontology

HCS548 Foundations of Gerontology
HCS551 Biological and Psychological Aspects of Aging
HCS557 Social and Cultural Aspects of Aging
HCS565 Organization and Management of Aging Services

Informatics

HCS 588 Measuring Performance Standards
HCI500 Concepts of Health Care Informatics
HCI510 Systems Life Cycle
HCI520 Data Management and Design

LETTERS OF NOTIFICATION

The Director of the Arkansas Department of Higher Education (ADHE) has approved the following program requests since the February 2011 AHECB meeting. According to AHECB policy 5.11, program actions approved by the ADHE Director must be included on the AHECB meeting agenda prior to initiation and may require further review by the Coordinating Board.

Program – Deletion

Arkansas Tech University

Technical Certificate in Medical Transcription (DC 4730, Spring 2011)

Cossatot Community College of the University of Arkansas

Certificate of Proficiency in A+ (DC 0250; Spring 2011)

Associate of Applied Science in Information Technology (DC 0320; May 2011)

National Park Community College

Technical Certificate in Medical Transcription (DC 4730, July 2011)

Program – Deletion - Option, Concentration, Track

Southern Arkansas University-Magnolia (Fall 2011)

Organization Management and Management Information Systems Tracks in the Bachelor of Business Administration in Management (CIP 52.0101, Fall 2011)

Option in French (CIP 16.0905)

Option in French Education (CIP 16.0905)

Option in Spanish and French (CIP 16.0905)

Program - Name Change

University of Arkansas at Monticello

Bachelor of Arts in Speech Communication (DC 1830) changed to **Bachelor of Arts in Communication** (July 2011)

Program – New

Cossatot Community College of the University of Arkansas

Certificate of Proficiency in SMAW Welding (CIP 48.0508; 11 credit hours; Fall 2011)

BLD 1003 Construction Fundamentals

INT 2344 Welding SMAW I

INT 2354 Welding SMAW II

Certificate of Proficiency in MIG Welding (CIP 48.0508; 7 credit hours; Fall 2011)

BLD 1003 Construction Fundamentals

INT 2364 Welding III-MIG

Certificate of Proficiency in Metal Repair(CIP 47.0603; 8 credit hours; Fall 2011)

COL	1102	Technical Welding
COL	1302	Basic Metal Repair I
COL	1402	Basic Metal Repair II
COL	1502	Basic Metal Repair III

Certificate of Proficiency in Collision Repair (CIP 47.0603; 12 credit hours; Fall 2011)

COL	1504	Painting and Refinishing I
COL	1604	Painting and Refinishing II
COL	1704	Painting and Refinishing III

Technical Certificate in Catering (CIP 12.1500; 31 credit hours; Fall 2001)

CUL	1103	Sanitation and Safety
CUL	1203	Food Science and Nutrition
CUL	1303	Food Production
CUL	1503	Dining Service and Presentation
CUL	1603	Catering Management
CUL	1703	Menu Planning and Purchasing
CUL	1403	Baking and Desserts
CUL	2403	Garde Manger
MNG	2813	Small Business Management
SPD	1003	Success Strategies
SPD	2001	Employment Strategies

North Arkansas College

Certificate of Proficiency in Wood Manufacturing Technology (CIP 46.0201; 17 credits)

Program Requirements

CAD	1233	Engineering Graphics
CT	1703	Fundamentals of Wood Technology
CT	1803	Modern Cabinet Making and Millwork
CT	1021	Industrial Safety
ET	1001	Technical Mathematics I
CT	2103	Advanced Cabinet Making
CT	2203	Introduction to Furniture Making

Rich Mountain Community College

Certificate of Proficiency in Culinary Arts (CIP 12.0500; 8 credit hours; Summer 2011)

CUL	111	Sanitation and Safety
CUL	144	The Fundamentals of Culinary Arts
BAK	103	The Fundamentals of Baking

Program – New and by *Distance

University of Central Arkansas

Graduate Certificate in Instructional Technology-Media Design and Development also by distance (CIP 13.0501, 15 credit hours, August 2011)

*ITEC	6335	Computer Application Software
-------	------	-------------------------------

Choose 12 credit hours from the following:

- *ITEC/LIBM 6340 Design and Production of Media I
- *ITEC/LIBM 6341 Design and Production of Media II
- *ITEC 6353 Multimedia
- *ITEC 6337 Computer Graphics and Animation
- *ITEC 5345 Fundamentals of Web Design

Pending Arkansas Department of Education Review

Graduate Certificate in Instructional Technology-Technical Support also by distance

(CIP 13.0501, 15 credit hours, August 2011)

- *ITEC 6375 Global Information Resources

Choose 12 credit hours from the following:

- *ITEC 6357 Diagnostic Techniques for Computer Maintenance and Repair
- *ITEC 6318 Microcomputer Networking
- *ITEC 6365 Networking Technologies
- *ITEC 6310 Special Projects
- *ITEC/LIBM 6355 Instructional Software Design and Programming

Pending Arkansas Department of Education Review

Graduate Certificate in Instructional Technology-Distance Education also by distance

(CIP 13.0501, 15 credit hours, August 2011)

- *ITEC 6375 Global Information Resources
- *ITEC 6305 Foundations of Distance Education
- *ITEC 6315 Distance Education Course Design, Delivery, Implementation & Evaluation
- *ITEC 6325 Distance Education Technology
- *ITEC 6370 Leadership in Distance Education
- *ITEC 6330 Web-based Teaching and Learning

Pending Arkansas Department of Education Review

Graduate Certificate in School-Based Leadership- Curriculum Administration also by distance(CIP 13.0499; 15 credit hours; Fall 2011)

*9 credit hours of graduate work in curriculum studies approved by advisor and department chair.

- SLMA 6162 Internship for Curriculum Administration **and/or**
- SLMA 6262 Internship for Curriculum Administration **and/or**
- SLMA 6362 Internship for Curriculum Administration (5 credit hours)
- SLMA 6172 Portfolio Development and Defense

Pending Arkansas Department of Education Review

Graduate Certificate in School-Based Leadership- Gifted-Talented Program

Administration also by distance(CIP 13.0499; 15 credit hours; Fall 2011)

*9 credit hours of graduate work in curriculum studies approved by advisor and department chair

- SLMA 6165 Internship for Curriculum Administration **and/or**
- SLMA 6265 Internship for Curriculum Administration **and/or**
- SLMA 6365 Internship for Curriculum Administration (5 credit hours)
- SLMA 6175 Portfolio Development and Defense

Pending Arkansas Department of Education Review

Graduate Certificate in School-Based Leadership- Special Education Program Administration also by distance(CIP 13.0499; 15 credit hours; Fall 2011)

Nine credit hours of graduate work in the field of special education approved by the advisor and department chair

- SLMA 6164 Internship Special Education Administrator **and/or**
- SLMA 6264 Internship Special Education Administrator **and/or**
- SLMA 6364 Internship Special Education Administrator (total 5 credit hours)
- SLMA 6174 Portfolio Development and Defense

Pending Arkansas Department of Education Review

Graduate Certificate in School-Based Leadership- Adult Education Program Administration also by distance(CIP 13.0499; 18 credit hours; Fall 2011)

- *ASTL 5395 Introduction to Adult Education
- *ASTL 5396 Methods and Techniques of Adult Education
- *ASTL XXXX 6 hours of electives approved by Advisor and Department Chair
- SLMA 6166 Internship Adult Education Administrator **and/or**
- SLMA 6266 Internship Adult Education Administrator **and/or**
- SLMA 6366 Internship Adult Education Administrator (total 5 credit hours)
- SLMA 6176 Portfolio Development and Defense

Pending Arkansas Department of Education Review

Graduate Certificate in School-Based Leadership- Building Administration also by distance (CIP 13.0499; 14 credit hours)

- *SLMA 6440 Principal as Instructional Leader
- *SLMA 6450 Principal as Manager
- SLMA 6120 Internship for Building Administrator **and/or**
- SLMA 6130 Internship for Building Administrator **and/or**
- SLMA 6140 Internship for Building Administrator **and/or**
- SLMA 6150 Internship for Building Administrator **and/or**
- SLMA 6160 Internship for Building Administrator (total 5 credit hours)
- SLMA 6170 Portfolio Development and Defense

Pending Arkansas Department of Education Review

Graduate Certificate in Instructional Facilitator also by distance(CIP 13.0499; 15 credit hours; Fall 2011)

- *SLMA 6310 Foundations of School Leadership
- *SLMA 6312 School-Based Organizational Leadership
- *ECSE 6328 Strategic Instruction Model/Content Enhancement Routines
- *ECSE 6329 Instructional Facilitation/Teacher Leadership
- *ECSE 6350 Collaborative Teaching and Inclusive Settings

Pending Arkansas Department of Education Review

Graduate Certificate in Early Childhood Special Education Instructional Specialist P-4 also by distance (13.1001; 18 credit hours; Fall 2011)

- *ECSE 6300 Philosophical, Historical, and Legal Aspects of Special Education
- *ECSE 6302 Medical and Education Aspects of Disabilities
- *ECSE 6304 Behavior and Classroom Management
- *ECSE 6306 Family, School, and Community Partnerships
- *ECSE 6308 Educational Assessment in Special Education
- *ECSE 6327 Educational Programming for Children Ages 0-5 with Disabilities
- *ECSE 6337 Educational Programming for Children Ages 5-8 with Disabilities

Pending Arkansas Department of Education Review

Graduate Certificate in Special Education Instructional Specialist 4-12 also by distance*(CIP 13.1001; 18 credit hours; Fall 2011)

- *ECSE 6300 Philosophical, Historical, and Legal Aspects of Special Education
- *ECSE 6302 Medical and Education Aspects of Disabilities
- *ECSE 6304 Behavior and Classroom Management
- *ECSE 6306 Family, School, and Community Partnerships
- *ECSE 6308 Educational Assessment in Special Education
- *ECSE 6366 Educational Programming for Students with Mild Disabilities

Pending Arkansas Department of Education Review

Program - Reconfiguration – New

Arkansas State University–Newport

Technical Certificate in Advanced Manufacturing (DC 5719) & Technical Certificate in Welding (DC 2480) reconfigured to create **Technical Certificate in Industrial Maintenance** (CIP 47.0303; 39 semester credit hours)

Program Requirements

- ENG 1203 Technical Communication
- MATH 1103 Technical Math
- MIS 1033 Introduction to Computers
- TECH 1033 Design for Manufacturing
- TECH 1043 Manufacturing Production Processes
- WELD 1403 Manufacturing Safety
- WELD 1204 Introduction to Gas Metal Arc Welding (MIG) Welding
- WELD 2513 Blueprint Reading
- WELD 2413 Welding Fabrication
- TECH 1023 Introduction to Manufacturing
- TECH 1053 Manufacturing Power & Equipment Systems
- TCOM 1103 Introduction to Networking
- TCOM 1012 Security/Alarm

North Arkansas College

Associate of Arts (DC 0050) and Associate of Science in Business reconfigured to create **Associate of General Studies** (CIP 24.0102; 60 credit hours)

Program Requirements

- ENGL 1013 English Composition I
- ENGL 1023 English Composition II

SPCH XXX3 SPCH 1003 or higher
 MAT XXX3 College Algebra or higher
 PE Activity (1 credit hour)

History/Political Science (6 credit hours from the following)

HIST 1003 History of Western Civilization I
 HIST 1013 History of Western Civilization II
 HIST 2003 United States History I
 HIST 2013 United States History II
 PLSC 2003 American National Government

Humanities (6 credit hours)

Courses must be from at least two fields to meet requirements. One course (3 credit hours) must be a literature course. Courses may be chosen from the following prefixes: ART, DRAM, ENGL, FA, FL, HUM, JOUR, MUS, PHIL.

Lab Science (8 credit hours)

Courses may be chosen from the following prefixes: BIOL, CHEM, GEOL, PHSC, PHYS.

Social and Behavioral Sciences (3 credit hours)

Courses may be chosen from the following prefixes: ANTH, ECON, GEOG, HIST, PLSC, PSYC, SOC.

General Education Electives (12 credit hours)

Courses may be chosen from the following prefixes: AJ, ANTH, ART, BIOL, CHEM, DRAM, ECON, ENGL, FA, FL, GEOG, GEOL, HIST, HUM, JOUR, MAT higher than MAT 1223, MUS, ORT, PHIL, PHSC, PHYS, PLSC, PSYC, SOC, SPCH

Areas of Concentration (12 credit hours)

Courses must include 12 approved credit hours from one of the following areas:

Arts & Sciences 12 hours from MAT higher than MAT 1223 and courses with the following prefixes:

AGRI	AJ	ANTH	ART	BIOL
CHEM	DRAM	EDUC	ECON	ENGL
FA	FL	GEOG	GEOL	HIST
HPER	HUM	JOUR	MUS	PHIL
PHSC	PHYS	PLSC	PSYC	SOC

SPCH

Pre Allied Health

ALDH 1042 or 1043 Medical Terminology

CIS 1103 Introduction to Info Tech

6 hours of electives not already included in the requirements

Business Courses in ACTS (12 credit hours from the following)

BA 2003 Accounting Principles I
 BA 2013 Accounting Principles II
 BA 2713 Legal Environment of Business
 BA 1003 Introduction to Business
 CIS 1013 Keyboarding I
 BA 2103 Business Communications
 BA 2133 Introduction to Statistics
 CIS 1103 Introduction to Information Tech

Program – Option, Concentration, Emphasis, Specialization

Arkansas State University-Jonesboro

Emphasis in Sustainable Business Practices (CIP 52.0201, 12 credit hours, Fall 2011)

- MGMT 3193 Social Impact Management
- MKTG 4393 Social Marketing
- ECON 4363 Global Environmental Policies

3 credit hours from the following:

- AGRI 4223 Agriculture and the Environment
- ECON 4683 Special Problems
- FIN 4893 Special Problems
- IB 4273 Special Problems
- MGMT 4293 Special Problems
- MKTG 4193 Special Problems

Southern Arkansas University-Magnolia

Emphasis in Management Information Systems (CIP 52.02011, 24 credit hours, Fall 2011)

MIS Core Courses:

- MIS 2113 Programming Languages and Logic II
- MIS 3313 Advanced Programming
- MIS 3403 Database Management
- MIS 4213 Systems Analysis and Design
- MIS 4303 Enterprise Information Systems

MIS Electives:

- MIS 3003 Website Development for Business and Commerce
- MIS 3063 Accounting Information Systems
- MIS 3983 Business Internship in MIS
- MIS 3993 Virtual Internship
- MIS 4001-3 Special Topics in MIS I
- MIS 4011-3 Special Topics in MIS II

Emphasis in Management (CIP 52.0101, 24 credit hours, Fall 2011)

- MGMT 3073 Advanced Managerial Communications
- MGMT 4023 Entrepreneurship
- MGMT 4053 Human Resources Management
- MGMT 4073 Supply Chain Management
- MGMT 4103 Total Quality Management

9 credit hours from the following:

- ACCT 3013 Managerial Accounting
- ECON 3093 Managerial Economics
- FIN 3013 Insurance Principles of Planning
- FIN 4063 Retirement Planning and Employee Benefits
- MGMT 3983 Business Internship in Management
- PSYC 4023 Industrial and Organizational Psychology
- MKTG 3106 Selling and Sales Management
- MKTG 4043 Retailing
- ACCT 3133 Fraud Examination and Prevention
- MGMT 4301-3 Special Topics in Management

ITEC 3043 Work Analysis

Program - Reconfiguration – New Emphasis

Arkansas State University–Newport

Emphasis in Industrial Maintenance in Associate of Applied Science in General Technology (DC 0517; 60-62 semester credit hours)

General Education Requirements (15 semester credit hours)

- ENG 1003 Freshman English I
- ENG 1013 Freshman English II
- MATH 1003 Intermediate Algebra
- xxx3 Social Science Elective
- MIS 1033 Introduction to Computers

Industrial Maintenance Core Requirements (26 semester credit hours)

- PSYC 1203 Physical Science
- PSYC 2101 Physical Science Lab
- TECH 1033 Design for Manufacturing
- TECH 1043 Manufacturing Production Processes
- WELD 1403 Manufacturing Safety
- WELD 1204 Introduction to GAS Metal Arc Welding (MIG) Welding
- TECH 1063 Manufacturing Materials
- TECH 1053 Manufacturing Power & Equipment Systems
- WELD 2513 Blueprint Reading

Technical Specialty Areas (19-21 semester credit hours)

Maintenance

- TECH 1023 Introduction to Manufacturing
- TECH 1073 The Manufacturing Enterprise
- TECH 1093 Manufacturing, Engineering Design & Problem Solving
- XX12 Choose Technology Electives

Welding

- WELD 1304 Introduction to SMAW
- WELD 1404 Introduction to TIG
- WELD 2413 Welding Fabrication
- WELD 2204 Advanced Gas Metal Arc Welding (MIG) Welding
- XXX6 Choose Technology Electives

Information Technology

- TCOM 1103 Introduction to Networking
- TCOM 1233 Personal Computers for Telcom I
- MIS 1443 Technical Computer Applications
- TCOM 1012 Security/Alarm
- TCOM 1303 Personal Computers for Telcom II
- XXX5 Choose Technology Electives

University of Arkansas at Monticello

Emphases in Speech, Media and Performance in Bachelor of Arts in Communication (DC 1830; 124 credit hours)

General Education Requirements (44 credit hours)

Major Requirements (15 credit hours)

COMM 2203 Interpersonal Communication
 COMM 2223 Modern Media Literacy
 COMM 2273 Argumentation and Debate
 COMM 3xx3 *Communication Writing*
 COMM 4653 Theories of Human Communication

Speech Emphasis Requirements (21 credit hours)

Required Courses: 12 hours

COMM 3513 Introduction to Oral Interpretation **or**
 COMM 4663 Performance Studies
 COMM 3483 Communication in Small Groups **or**
 COMM 3533 Communication in Organizations
 COMM 3453 Persuasion
 COMM 4623 Seminar: Rhetorical Theory

Electives: 9 additional hours of COMM courses, at least 3 of which must be upper division

Supportive Requirements: 3 hours

COMM 1023 Public Speaking

Media Emphasis (21 credit hours)

Required Courses(9 credit hours)

COMM 3013 Reporting
 COMM 4033 Editing
 COMM 4623 Seminar Law & Ethics

Electives

12 additional credit hours of COMM courses, at least 6 of which must be upper division

Supportive Requirements (6 credit hours)

ART 1xx3 Digital Photography
 COMM 2283 Business and Professional Speech

Performance Emphasis (21 credit hours)

Required Courses (12 credit hours)

COMM 3513 Introduction to Oral Interpretation
 COMM 3523 Acting
 COMM 4643 Directing
 COMM 4663 Performance Studies

Electives: 9 additional credit hours of COMM courses, at least 3 of which must be upper division

Supportive Requirement 3 credit hours)

COMM 1023 Public Speaking

Program – Minor

Arkansas State University-Jonesboro

Minor in International Business (CIP 52.1101, 18 credit hours, Fall 2011)

MGMT 4123 International Management
 MKTG 4113 International Marketing
 MKTG 4133 International Logistics and Outsourcing
 ECON 4143 Export Policies and Procedures
 CIT 4453 Technologies for Global E-Commerce
 MGMT 3193 Social Impact for Management

University of Arkansas, Fayetteville**Minor in Retail for Business Students** (CIP 52.0212, 15 credit hours, Fall 2011)

MKTG 3433 Introduction to Marketing Strategy

MKTG 3553 Consumer Behavior

MKTG 4433 Retail Strategy

MKTG 4443 Retail Buying and Merchandising

3 credit hours from the following:

ACCT 2013 Accounting Principles

ECON any ECON at the 3000 or 4000 level

FINN 3013 Financial Analysis and Valuation

MGMT any MGMT at the 3000 or 4000 level

MKTG 4233 Integrated Marketing Communications

TLOG 3613 Business Logistics

WCOB 4213 ERP Fundamentals

Minor in Retail for Non-Business Students (CIP 52.0212, 20-21 credit hours, Fall 2011)

WCOB 1120 Computer Competency

ECON 2143 Basic Economics Theory and Practice

WCOB 1023 Business Foundations

WCOB 1033 Data Analysis and Interpretation or equivalent

MKTG 3433 Introduction to Marketing Strategy

MKTG 3553 Consumer Behavior

MKTG 4433 Retail Strategy

MKTG 4443 Retail Buying and Merchandising

Minor in Retail Analytics for Business Students (CIP 52.0212, 15 credit hours, Fall 2011)

MKTG 4433 Retail Strategy

MKTG 4443 Retail Buying and Merchandising

Select 9 credit hours from the following:

ECON 4743 Introduction to Econometrics

ECON 4753 Forecasting

ISYS 4293 Business Intelligence

MKTG 3633 Marketing Research

Minor in Retail Technologies for Business Students (CIP 52.0212, 15 credits, Fall 2011)

MKTG 4433 Retail Strategy

MKTG 4443 Retail Buying and Merchandising

WCOB 4213 ERP Fundamentals

ISYS 4243 Current Topics in Computer Information (RFID)

ISYS 4293 Business Intelligence

University of Arkansas-Fort Smith**Minor in Media Communication** (CIP 09.0100, 18 credit hours, Summer 2011)

Program Requirements

Required courses (9 hours)

RHET 2863 Advanced Composition

COMM 2203 Introduction to Mass Communication

COMM 2303 Survey of New Media

Select 9 hours from the following:

- RHET 3103 Editing for Usage, Style, and Clarity
- RHET 4123 Editing as a Profession
- RHET4523 Arguing Public Issues
- COMM 4633 Writing for the Web
- COMM 4643 Writing for the Media
- COMM 3143 Special Topics in Media Communication
- COMM 4223 Broadcasting for New Media
- RHET 3801 Publications Staff

Off-Campus Course Offerings

North Arkansas College (Spring 2011)

General education and computer courses offered at Carroll County Center in Berryville

Program – Licensure/Endorsement

Arkansas State University-Jonesboro

Instructional Facilitator also via distance technology (CIP 13.0301; 15 credit hours; Fall 2011)

- ELCI 6063 Curriculum Management
- ELFN 6764 Philosophies of Education
- ELCI 6533 Theories of Instruction
- ELCI 5313 Coaching Assessment of Student Learning
- ELCI 5403 Facilitating Instruction Through Collaborative Partnerships with Adult Learners

Pending Arkansas Department of Education Review

Program Partnership

South Arkansas Community College (Spring 2011)

Technical Certificate in Emergency Technician-Paramedic (DC 4520; 42 credit hours) and Associate of Applied Science in EMT-Paramedic (DC 0470; 72 credit hours) at Metropolitan Emergency Medical Services (MEMS) Paramedic Training Academy in Little Rock

Program Requirements

Technical Certificate in Emergency Technician-Paramedic (DC 4520; 42 credit hours)

- EMS 1012 Human Systems & Assessment
- EMT 1011 EMS Environment I
- EMT 1013 Shock & Fluid Therapy
- EMT 1022 General Pharmacology
- EMT 1023 Emergency Respiratory Care
- EMT 1033 Intermediate Clinical Rotation
- EMT 1015 Emergency Cardiac Care
- EMT 1043 Traumatology
- EMT 1053 Medical Emergencies I
- EMT 1012 Paramedic Clinical Rotation I
- EMT 2232 Assessment Based Management

EMT	2112	Medical Emergencies II
EMT	2022	EMS Environment II
EMT	2101	Paramedic Clinical Rotation II
EMT	2224	Field Internship I
EMT	2234	Field Internship II

Associate of Applied Science in EMT-Paramedic (DC 0470; 72 credit hours)

Program Requirements

42 credit hours for Technical Certificate in Emergency Technician-Paramedic

ENGL	1113	Composition I
ENGL	1123	Composition II
PSYC	2003	General Psychology or American Government or US History or Approved Elective
CSCI	1003	Computer and Information Processing
PHYS	XXX4	Physical Science Elective
BIOL	XXX4	Biological Science Electives (8 credit hours)
BSTD	0513	Intermediate Algebra

SACC-MEMS Agreement

- Professional courses leading to the Technical Certificate in Emergency Technician-Paramedic and the Associate of Applied Science in EMT-Paramedic will be conducted at the MEMS training facilities.
- All courses offered by SACC at MEMS will meet the Standards of the Commission on Accreditation of EMS Programs (CoAEMSP) and Arkansas EMS Rules and Regulations.
- The agreement is limited to the training of MEMS employees.
- MEMS employees enrolled in the paramedic program must meet the admission requirements for SACC.
- MEMS employees serving as instructors must meet the education and employment requirements as other SACC adjunct instructors, and will be compensated in the same manner as SACC adjunct instructors.
- MEMS will pay the tuition for employees enrolled in the program.
- Changes to the SACC-MEMS agreement must be reviewed by ADHE and approved AHECB.
- Initial agreement will expire on December 31, 2013.

Organizational Unit – Name Change

University of Arkansas, Fayetteville (July 2011)

Department of Health Science, Kinesiology, Recreation and Dance (DC 1490) **changed to Department of Health, Human Performance, and Recreation**

University of Central Arkansas

Department of Speech and Public Relations (DC 2320) **changed to Department of Communication** (July 2011)

Division of Academic Outreach and Extended Programs (DC 2610) **changed to Division of Outreach and Community Engagement** (July 2011)

Organizational Unit – New

Arkansas Tech University (August 2011)

Department of Occupational Therapy Assistant (Ozark Campus)

South Arkansas Community College

Continuing Education Division (July 2011)

Academic Reorganization

Pulaski Technical College

Division of Business and Technology (DC 2530) reorganized to create **Division of Business and Division of Technology** (April 2011)

South Arkansas Community College

Liberal Arts and Business Division (DC 0400) reconfigured to create **Liberal Arts Division** and **Business and Technical Education Division** (July 2011)

Program – Distance Technology

Arkansas Northeastern College (Spring 2011)

Associate of Arts (DC 0060, 62 credit hours)

Arkansas State University- Beebe(Spring 2011)

Associate of Arts in Teaching (DC 1005, 62-64credit hours)

Associate of Applied Science in General Technology (DC 0517, 60-72 credit hours)

Black River Technical College(Spring 2011)

Associate of Arts(DC 0050, 60-61 credit hours)

Associate of Arts in Teaching (DC 1005, 61-64credit hours)

National Park Community College (July 2011)

Technical Certificate in Allied Health (DC 1106, 32 credit hours)

Technical Certificate in Phlebotomy (DC 4788, 34 credit hours)

Associate of Applied Science in Accounting (DC 0140, 60 credit hours)

Associate of Applied Science in Criminal Justice (DC 0390, 60 credit hours)

Associate of Applied Science in Health Information Technology (DC 0670,66 credits)

Associate of Science in Business (DC 0308, 62 credit hours)

Certificate of General Studies (DC 0051, 31 credit hours)

Rich Mountain Community College (Spring 2011)

Associate of Arts (DC 0110, 60-64 credit hours)

South Arkansas Community College.

Associate of Applied Science in Criminal Justice Administration (DC 0390; 60 credits)

University of Arkansas Community College at Morrilton (Spring 2011)

Certificate of General Studies (0910, 31-38 credit hours)

Associate of General Studies (DC 0900, 60-62 credit hours)

Technical Certificate in Computer Information Systems Technology (DC 4502, 30-32 credit hours)

University of Central Arkansas (Fall 2011)

Master of Science in School Counseling (DC 6470; 48 credit hours)

Pending Arkansas Department of Education Review

Master of Science in School Leadership, Management, and Administration(DC 6920; 34-35 credit hours) *Pending Arkansas Department of Education Review*

Education Specialist in Educational Leadership (DC 5120; 30 credit hours)

Pending Arkansas Department of Education Review

INSTITUTIONAL CERTIFICATION ADVISORY COMMITTEE (ICAC)

Decertification

Arkansas Campus

University of Phoenix, Texarkana Campus

New Location

ITT Technical Institute, Little Rock, Arkansas

12200 Westhaven Drive, Little Rock, Arkansas

Letter of Exemption from Certification –New (church-related training)

St. Joseph Universal Institute of Theology, Sherwood, Arkansas

Biblical Studies Diploma	Theology Diploma
Church and Community Affairs Diploma	Religious Ethics Diploma
Church Office Administration Diploma	Christian Media Diploma
Church Property Protection and Security Diploma	Pastoral Theology Diploma
Church Business Administration Diploma	Associate in Biblical Studies
Associate of Theology	Associate of Religious Ethics
Associate of Church Office Administration	Associate of Christian Media
Associate of Pastoral Theology	Bachelor of Music Ministries
Associate of Church and Community Affairs	Bachelor of Theology
Associate of Church Business and Marketing	Bachelor of Youth Ministries
Associate of Church Property Protection and Security	
Bachelor of Biblical Ministries	Bachelor of Biblical Theology
Bachelor of Pastoral Studies	Master of Bible
Bachelor of Church Business Administration	Master of Divinity
Master of Theology	Master of Ministry
Master of Religious Studies	Master of Biblical Studies
Doctor of Divinity	Doctor of Theology
Doctor of Pastoral Theology	Doctor of Biblical Studies
Doctor of Divinity in Church Administration	

Letter of Exemption from Certification – Renewal (church-related training)

Griggs University, Silver Spring, Maryland

Associate of Personal Ministries	Bachelor of Religion
Bachelor of Religious Studies	Bachelor of Theological Studies

Jubilee Christian College, Pocahontas, Arkansas

Associate of Biblical Studies	Bachelor of Ancient Biblical History
Bachelor of Biblical Studies	Bachelor of Christian Education
Bachelor of Ministry	Master of Ancient Biblical History
Master of Biblical Studies	Master of Christian Education
Master of Ministry	Doctor of Ancient Biblical History
Doctor of Biblical Studies	Doctor of Ministry
Doctor of Christian Education	

Ouachita Hills College, Amity, Arkansas

Associate of Christian Media	Associate of Personal Evangelism
Bachelor of Biblical Studies	Bachelor of Theology
Bachelor of Christian Business Management	
Bachelor of Elementary Christian Education	
Bachelor of Secondary Christian Education	

Southern Baptist Theological Seminary, Louisville, Kentucky

Courses Exempt:	
Elementary Greek	Elementary Hebrew
Hebrew Syntax and Exegesis	Christian Preaching
Leadership and Family Ministry	Applied Ministry
Introduction to Missiology	Survey of Christian Ethics
Church History I and II	Biblical Hermeneutics
Personal Evangelism	Systematic Theology I, II, III
Ministry of Proclamation	Introduction to Biblical Counseling
Personal Spiritual Disciplines	History of the Baptists
Greek Syntax and Exegesis	Preaching Practicum
Introduction to the New Testament I and II	
Introduction to the Old Testament I and II	

St. Gregory’s University, Shawnee, Oklahoma

Courses Exempt:	
Introduction to Catholic Theology	Christology
Introduction to Moral Theology	Theology of Church
Pastoral Ministry	Church History
Theological Foundations for Ministry I, II, and III	Liturgy and Sacraments
Ministry in Ecumenical & Interfaith Context	Introduction to Scripture
Theological Reflection I, II, & III	Parish Leadership and Spirituality

Letter of Exemption from Certification – Renewal (military installation)

Southern Illinois University – Carbondale, Carbondale, Illinois

Bachelor of Science in Industrial Technology

LETTERS OF INTENT

The following notifications were received January 20, 2011, through April 1, 2011, for future Board action.

ITEMS FOR FUTURE BOARD CONSIDERATION

Arkansas State University-Jonesboro

Associate of Applied Science in Disaster Preparedness and Emergency Management
Bachelor of Science in Management at Ozarka College
Master of Science in Disaster Preparedness and Emergency Management
Graduate Certificate in Disaster Preparedness and Emergency Management
Education Specialist in Reading

Arkansas Tech University

Associate of Applied Science in Nursing (Ozark Campus)
Bachelor of Science in Agricultural Education
Role and Scope Change Request–Doctor of Education in Executive Leadership

East Arkansas Community College

Associate of Applied Science in Diesel Technology

National Park Community College

Associate of Applied Science in Pharmacy Technology

Ozarka College

Technical Certificate in Music Entrepreneurship
Associate of Applied Science in Corrections
Associate of Applied Science in Tourism and Hospitality Management

Pulaski Technical College

Technical Certificate in Information Assurance
Associate of Applied Science in Digital Media and Design

University of Arkansas at Monticello

Master of Physical Education and Coaching

University of Arkansas for Medical Sciences

Master of Physician Assistant Studies

INSTITUTIONAL CERTIFICATION ADVISORY COMMITTEE

American InterContinental University, Hoffman Estates, Illinois

Initial Certification – Distance Technology

- Associate of Arts in Business Administration
- Associate of Arts in Business Administration (Completion Program)
- Bachelor of Business Administration
- Bachelor of Business Administration (Completion Program)
- Bachelor of Information Technology (Completion Program)
- Bachelor of Fine Arts (Completion Program)
- Bachelor of Science in Criminal Justice (Completion Program)
- Master of Business Administration
- Master of Information Technology

Anthem College, Phoenix, Arizona

Initial Certification – Distance Technology

- Bachelor of Applied Science in Business Management
- Bachelor of Applied Science in Criminal Justice
- Bachelor of Applied Science in Healthcare Management

Ashford University, Clinton, Iowa

Initial Certification – Distance Technology

- Associate of Arts in Business
- Bachelor of Arts in Business Administration
- Bachelor of Arts in Healthcare Administration
- Bachelor of Arts in Psychology
- Bachelor of Arts in Social & Criminal Justice

Blue Cliff College, Baton Rouge, Louisiana

Initial Certification – Distance Technology

- Associate of Applied Science in Medical Assisting

Briarcliffe College, Bethpage, New York

Initial Certification – Distance Technology

- Associate of Applied Science in Business Administration
- Bachelor of Business Administration – Management
- Bachelor of Science in Healthcare Administration

Bryan College, Springfield, Missouri

Initial Certification – Little Rock Campus

- Associate of Applied Science in Business Administration and Management
- Associate of Applied Science in Medical Administrative Specialist
- Associate of Applied Science in Medical Laboratory Technician
- Associate of Applied Science in Medical Assistant
- Associate of Applied Science in Criminal Justice

Bryant & Stratton College, Getzville, New York

Initial Certification – Distance Technology

Associate of Applied Science in Medical Administrative Assistant
Associate of Applied Science in Human Resources Specialist
Associate of Applied Science in Paralegal Studies
Associate of Applied Science in Security Technology
Associate of Applied Science in Criminal Justice
Associate of Applied Science in Accounting
Associate of Applied Science in Medical Reimbursement and Coding
Associate of Applied Science in Administrative Assistant
Associate of Applied Science in Business
Associate of Applied Science in Networking Technology
Associate of Applied Science in Interactive Media Design
Bachelor of Business Administration in General Management
Bachelor of Science in Criminal Justice
Bachelor of Science in Health Services Administration
Bachelor of Science in Financial Services

Colorado Technical University, Colorado Springs, Colorado

Initial Certification – Distance Technology

Associate of Science
Bachelor of Science in Accounting
Bachelor of Science in Business Administration
Bachelor of Science in Criminal Justice
Bachelor of Science in Finance
Bachelor of Science in Financial Forensics
Bachelor of Science in Financial Planning
Bachelor of Science in Health Services Administration
Bachelor of Science in Information Technology
Bachelor of Science in Management
Bachelor of Science in Nursing
Executive Master of Business Administration
Master of Business Administration
Master of Science in Computer Science
Master of Science in Management
Master of Science in Systems Engineering

DeVry University, Naperville, Illinois

Initial Certification – Distance Technology

Bachelor of Science in Healthcare Administration
Master of Public Health

Franklin University, Columbus, Ohio

Initial Certification – Distance Technology

Master of Science in Accounting
Master of Science in Instructional Design and Performance Technology

Grand Canyon University, Phoenix, Arizona

Initial Certification – Distance Technology

- Bachelor of Arts in Christian Studies
- Bachelor of Arts in English Literature
- Bachelor of Arts in History
- Bachelor of Arts in Interdisciplinary Studies
- Bachelor of Science in Finance and Economics
- Bachelor of Science in Marketing
- Bachelor of Science in Public Safety Administration
- Bachelor of Science in Public Safety and Emergency Management
- Bachelor of Science in Sports Management
- Master of Science in Accounting
- Master of Business Administration and Master of Science in Nursing:
Nursing Leadership in Health Care Systems (Dual Degree)
- Master of Business Administration and Master of Science in Leadership (Dual Degree)
- Master of Science in Psychology
- Doctor of Business Administration: Management
- Doctor of Philosophy in Psychology

International Academy of Design and Technology, Tampa, Florida

Initial Certification – Distance Technology

- Associate of Science in Building Information Modeling
- Associate of Science in Graphic Design
- Associate of Science in Information Technology
- Associate of Science in Web Design and Development
- Bachelor of Fine Arts in Advertising Design
- Bachelor of Fine Arts in Digital Media Production
- Bachelor of Arts in Fashion Merchandising
- Bachelor of Fine Arts in Game Production
- Bachelor of Fine Arts in Graphic Design
- Bachelor of Science in Information Technology
- Bachelor of Science in Internet Marketing
- Bachelor of Science in Web Design and Development

ITT Technical Institute, Indianapolis, Indiana

Initial Certification – Distance Delivery

- Associate of Applied Science in Mobile Communications Technology
- Associate of Applied Science in Business Management
- Associate of Applied Science in Drafting and Design Technology
- Associate of Applied Science in Electrical Engineering Technology
- Associate of Applied Science in Graphic Communications and Design
- Associate of Applied Science in Network Systems Administration
- Associate of applied Science in Paralegal
- Associate of Applied Science in Information Systems Administration
- Associate of Applied Science in Computer Forensics
- Associate of Applied Science in Construction Technology
- Associate of Applied Science in Web Design
- Associate of Applied Science in Paralegal Studies

Associate of Applied Science in Business Administration
Associate of Applied Science in Business Accounting Technology
Associate of Applied Science in Criminal Justice
Master of Business Administration

Kaplan University, Davenport, Iowa

Initial Certification – Distance Technology

Associate of Applied Science in Early Childhood Development
Associate of Applied Science in Education Paraprofessional
Bachelor of Science in Early Childhood Development
Master of Science in Fire and Emergency Services

Le Cordon Bleu College of Culinary Arts, Scottsdale, Arizona

Initial Certification – Distance Technology

Bachelor of Arts in Le Cordon Bleu Culinary Management

Liberty University, Lynchburg, Virginia

Initial Certification – Distance Technology

Associate of Arts in Business
Associate of Arts in Criminal Justice
Associate of Arts in General Studies
Associate of Arts in Psychology with specialization in Christian Counseling
Associate of Arts in Religion
Bachelor of Science in Business with specializations in Economics, Finance, International Business, Management, and Marketing
Bachelor of Science in Criminal Justice
Bachelor of Science in Multidisciplinary Studies
Bachelor of Science in Psychology with specialization in Christian Counseling
Bachelor of Science in Religion
Master of Arts in Human Services with specializations in Business, Christian Ministries, Communication Studies, Executive Leadership, Health & Wellness, Marriage & Family, and Organizational Studies
Master of Arts in Management and Leadership
Master of Arts in Religion with specializations in Biblical Studies, Christian Leadership, Church Ministries, Discipleship Ministries, Evangelism & Church Planting, Intercultural Studies, Pastoral Counseling, Pre-Pastoral, and Worship Studies
Master of Arts in Theological Studies
Master of Business Administration with specializations in General Business, Accounting, Human Resource, International Business, and Leadership
Master of Divinity with tracks in Chaplaincy, Missional Studies, Pastoral Ministries, Professional Ministries, and Theological Studies
Master of Science in Accounting

Missouri State University, Springfield, Missouri

Initial Certification – Distance Technology

- Bachelor of Applied Science in Technology Management
- Bachelor of Science in Technology Management
- Bachelor of Science in Computer Information Systems
- Bachelor of Applied Science in Computer Information Systems
- Master of Science in Administrative Studies
- Master of Science in Computer Information Systems
- Master of Science in Project Management
- Master of Arts in History
- Master of Science in Criminology

Oklahoma Wesleyan University, Bartlesville, Oklahoma

Initial Certification – Distance Technology

- Associate of Arts in General Studies
- Associate of Applied Science
- Bachelor of Science in Organizational Management and Ethics
- Bachelor of Science in Ministry and Leadership

Rasmussen College, Ocala, Florida

Initial Certification – Distance Technology

- Associate of Applied Science in Accounting
- Associate of Applied Science in Business Management
- Associate of Applied Science in Early Childhood Education
- Associate of Applied Science in Health Information Technician
- Associate of Applied Science in Medical Administration
- Associate of Applied Science in Criminal Justice
- Associate of Applied Science in Human Services
- Associate of Applied Science in Information Systems Management
- Associate of Applied Science in Multimedia Technologies
- Associate of Applied Science in Paralegal
- Associate of Applied Science in Software Application Development
- Bachelor of Science in Accounting
- Bachelor of Science in Business Management
- Bachelor of Science in Computer Science
- Bachelor of Science in Criminal Justice
- Bachelor of Science in Digital Design and Animation
- Bachelor of Science in Game and Simulation Programming
- Bachelor of Science in Healthcare Management
- Bachelor of Science in Health Information Management

Regis University, Denver, Colorado

Recertification – Distance Technology

- Master of Science in Database Technologies
- Master of Science in Information Assurance
- Master of Science in Software Engineering

Strayer University, Washington, D.C.

Initial Certification – Distance Technology, Little Rock Campus

Master of Science in Management

Initial Certification – Distance Technology

Associate of Arts in Business Administration

Recertification – Distance Technology, Little Rock Campus

Master of Health Services Administration

Master of Public Administration

New Location – Verizon Wireless Call Center, 1 Allied Drive, Little Rock, Arkansas

Associate of Arts in Business Administration

Bachelor of Business Administration

Master of Business Administration

Ultimate Medical Academy, Tampa, Florida

Initial Certification – Distance Technology

Associate of Science in Health Information Technology

Associate of Science in Healthcare Management

Associate of Science in Spa Management

Undergraduate Technical Program:

Medical Transcription/Editing Diploma

The University of North Carolina, Chapel Hill, North Carolina

Initial Certification – Distance Technology

Master of Business Administration

University of the Rockies, Colorado Springs, Colorado

Initial Certification – Distance Technology

Master of Arts in Psychology with specializations in General Psychology, Sports and

Performance Psychology, Criminology and Justice Studies, Health and Wellness

Psychology, and Mediation and Conflict Resolution

Victory University, Memphis Tennessee

Initial Certification – Distance Technology

Certificate in Christian Ministry

Associate of Science in Christian Ministry

Bachelor of Science in Business Administration with specializations in Finance,
Management, and Marketing

Bachelor of Science in Organizational Management

Bachelor of Science in Psychology

Bachelor of Science in Christian Ministry

Western International University, Phoenix, Arizona

Initial Certification - Distance Technology

Accountancy Certificate

Associate of Arts in Business

Bachelor of Arts in Behavioral Science

Bachelor of Arts in Criminal Behavior

Bachelor of Arts in Human Resource Management

Bachelor of Arts in Legal Studies
Bachelor of Arts in Professional Communication
Bachelor of Science in Accounting
Bachelor of Science in Business
Bachelor of Science in Business Administration
Bachelor of Science in Informatics IT
Bachelor of Science in Management
Master of Arts in Human Dynamics
Master of Arts in Innovation Leadership
Master of Business Administration
Master of Business Administration in Finance
Master of Business Administration in International Business
Master of Business Administration in Management
Master of Business Administration in Marketing
Master of Public Administration
Master of Science in Information Systems Engineering

Pending Review by Arkansas State Board of Nursing

Excelsior College, Albany, New York

Initial Certification – Distance Technology
RN-Bachelor of Science in Nursing
RN-Master of Science in Nursing
Master of Science in Nursing

Georgetown University, Washington, D.C.

Initial Certification – Distance Technology
Master of Science in Nursing with five tracks: Family Nurse Practitioner, Nurse
Midwifery/Women's Health Nurse Practitioner, Nursing Education, Adult Acute Care
Nurse Practitioner, Adult Acute and Critical Care Clinical Nurse Specialist

Graceland University, Independence, Missouri

Initial Certification – Distance Technology
Doctor of Nursing Practice, Organizational Leadership

Kaplan University, Davenport, Iowa

Initial Certification – Online
Bachelor of Science in Nursing
Master of Science in Nursing

Missouri State University, Springfield, Missouri

Initial Certification – Distance Technology
Bachelor of Science in Nursing
Master of Science in Nursing, Nurse Educator

Oklahoma Wesleyan University, Bartlesville, Oklahoma
Initial Certification – Distance Technology
RN-Bachelor of Nursing

Rasmussen College, Ocala, Florida
Initial Certification – Distance Technology
Bachelor of Science in Nursing

Pending Review by Arkansas Department of Education

American InterContinental University, Hoffman Estates, Illinois
Initial Certification – Distance Technology
Master of Education

Missouri State University, Springfield, Missouri
Initial Certification – Distance Technology
Master of Science in Education: Educational Administration
Master of Science in Education: Elementary Education
Master of Science in Education: Special Education/Visual Impairment Emphasis
Education Specialist in Educational Administration/Superintendent

DISTRIBUTION OF MINERAL LEASE FUNDS

According to the provisions of A.C.A. §6-61-801 through §6-61-808, there is established the Arkansas Research Development Program for providing Arkansas Research Development Program Grants to publicly-supported universities in Arkansas by the Department of Higher Education. Act 1229 of 2007 provides that after the sum of \$13,200,000 has been deposited into the Higher Education Building Maintenance Fund, the next \$10,000,000, or as much as is collected, is to be transferred to the Higher Education Research Development Fund to be used as provided by law.

“The Arkansas Research Development Fund shall be administered by the Director of the Department of Higher Education..... Funds may be made available for administration of the Arkansas Development Research Program, for purchasing state-of-the-art equipment, for minor renovations of laboratory space, for publication of findings, for employing scientist or research assistants, and for providing any other assistance to scientists in order to develop a continuing research capacity in this state which is recognized as exemplary.”

The floor for the Research Development Fund was reached in September 2006, and statute requires that the funds be disbursed by the Director of the Department of Higher Education in accordance with the recommendation of the Arkansas Higher Education Coordinating Board after review by Legislative Council.

Higher Education Research Development Fund:

The current balance in the Higher Education Research Development Fund is approximately \$2.35 million. The appropriation available for the current fiscal year is \$1.0 million and will allow for the distribution of these funds.

Recommendation: Since the Arkansas Research and Education Optical Network (ARE-ON) represents a very essential tool for research and development in the publicly supported universities of Arkansas, it is the recommendation of the Department of Higher Education that the Higher Education Research Development Fund be designated for maintenance and operation expenses of the ARE-ON projects for the universities.

It is recommended that \$1 million be allocated to the University of Arkansas, Fayetteville for expenses associated with the connection and expansion of ARE-ON to all public universities in the state.

ADHE Executive Staff recommend that the Arkansas Higher Education Coordinating Board approve the following resolution:

RESOLVED, That after review by the Legislative Council, the Director of the Arkansas Department of Higher Education is authorized to distribute the Higher Education Research Development Fund for ARE-ON's annual operating and maintenance costs.

FURTHER RESOLVED, That \$1 million be allocated in Fiscal 2011 to the University of Arkansas, Fayetteville for expenses associated with the connection of all public universities to ARE-ON.

**ECONOMIC FEASIBILITY OF BOND ISSUES
UNIVERSITY OF ARKANSAS, FAYETTEVILLE**

The University of Arkansas, Fayetteville requests approval of the economic feasibility of plans to issue bonds not to exceed \$135.25 million in two series with terms of thirty (30) and ten (10) years at an estimated annual interest rate not to exceed 5.75 percent and 4 percent respectively. Proceeds from the bond issue will be used for E&G and Auxiliary purposes. The University of Arkansas Board of Trustees approved the two series at its meeting held on April 1, 2011.

The E&G issue will be approximately \$81.48 million with an annual debt service of approximately \$5.27 million. Proceeds from the bond issue will be used to fund renovation and addition projects in Vol Walker Hall and Ozark Hall; demolition and construction of a new Hillside Auditorium; Phase II of modernization of classrooms and teaching laboratories; renovation of Science Building; construction of Child Development Study Center, and Hazardous Waste Facility; renovation of Arkansas Union space; expansion of Utility Infrastructure capacity; and additional facility funds as required for the projects or bond structure. Coordinating Board policy regarding debt service provides that a maximum of 25 percent of net tuition and fee revenue may be pledged to educational and general debt service.

Relevant data follows:

Educational and General Portion

Budgeted 2010-2011 Net Tuition and Fee Revenue.....	\$120,646,778
Maximum Debt Service (\$120,646,778 X 25%)	30,161,695
Existing Debt Service	12,297,755
Proposed Debt Service	5,272,283
Amount Remaining for Additional Debt Service.....	\$ 12,591,657

The above data demonstrates that the University of Arkansas, Fayetteville has sufficient net tuition and fee revenue to support a bond issue of approximately \$81.48 million with a term of thirty (30) years at an estimated annual interest rate not to exceed 5.75 percent.

The Auxiliary issue will be approximately \$53.77 million to be sold in two series. The first series is the athletic Auxiliary issue in the amount of \$25.25 million with an annual debt service of approximately \$2.93 million and a term of ten (10) years. The proceeds will be used to construct a new Football Center.

The second series is the non-athletic Auxiliary issue in the amount of \$28.52 million with an annual debt service \$1.85 million and a term of 30 years. The proceeds will be used to fund auxiliary renovation projects in various residence

halls including: Yocum Hall, Pomfret Hall, Futrall Hall, Humphries Hall and Wilson Sharp/Darby/Walton Hall; renovation and addition to one fraternity; and to expand a student dining hall. Coordinating Board policy regarding debt service for auxiliary projects provides that annual net auxiliary revenues should be no less than 120 percent of the total annual auxiliary debt service.

Relevant data follows:

Auxiliary Portion

Projected Net Athletic Revenue.....	\$9,950,519
Projected Net Housing Revenue.....	\$13,008,244
Other Auxiliary Profits.....	<u>\$6,521,708</u>
Total Net Auxiliary Revenues.....	\$29,480,471
Maximum Debt Service (\$29,480,471/120%)	24,567,059
Existing Debt Service	17,889,861
Proposed Debt Service	4,773,685
Amount Remaining for Additional Debt Service	\$ 1,903,513

The above data demonstrates that the University of Arkansas, Fayetteville has sufficient revenue to support a bond issue of approximately \$53.77 million with terms of ten (10) and thirty (30) years at estimated annual interest rates not to exceed 4 percent and 5.75 percent respectively.

The University of Arkansas, Fayetteville has embarked upon a multiyear plan to eliminate deferred maintenance and fund the annual upkeep of all facilities. The comprehensive plan includes a \$10/credit hour facilities fee. Furthermore, the Vol Walker Hall new addition has, as part of the Donald W. Reynolds grant, a commitment of \$2 million to endow a facility renewal fund.

In accordance with board policy, the University of Arkansas, Fayetteville will provide for the maintenance of the facility by transferring annually to plant funds based on the APPA recommendation. The current APPA recommendation is \$2.50 per gross square foot for E&G facilities and \$1.25 for Auxiliary facilities. The estimated new E&G square feet funded by this bond issue is 46,522, therefore \$116,305 will be transferred annually. The estimated new Auxiliary square feet funded by this bond issue is 86,000, therefore \$107,500 will be transferred annually.

ADHE Executive Staff recommend that the Arkansas Higher Education Coordinating Board approve the following resolution:

RESOLVED, That the Arkansas Higher Education Coordinating Board considers economically feasible plans for the University of Arkansas, Fayetteville to issue bonds not to exceed \$135.25 million in two series with terms of thirty (30) and ten (10) years at an estimated annual interest rate not to exceed 5.75 percent and 4 percent respectively.

Proceeds from the bond issue will be used for various E&G and Auxiliary projects.

FURTHER RESOLVED, That the Director of the Arkansas Department of Higher Education is authorized to notify the President and the Chair of the Board of Trustees of the University of Arkansas and the Chancellor of the University of Arkansas, Fayetteville of the Coordinating Board's resolution.