

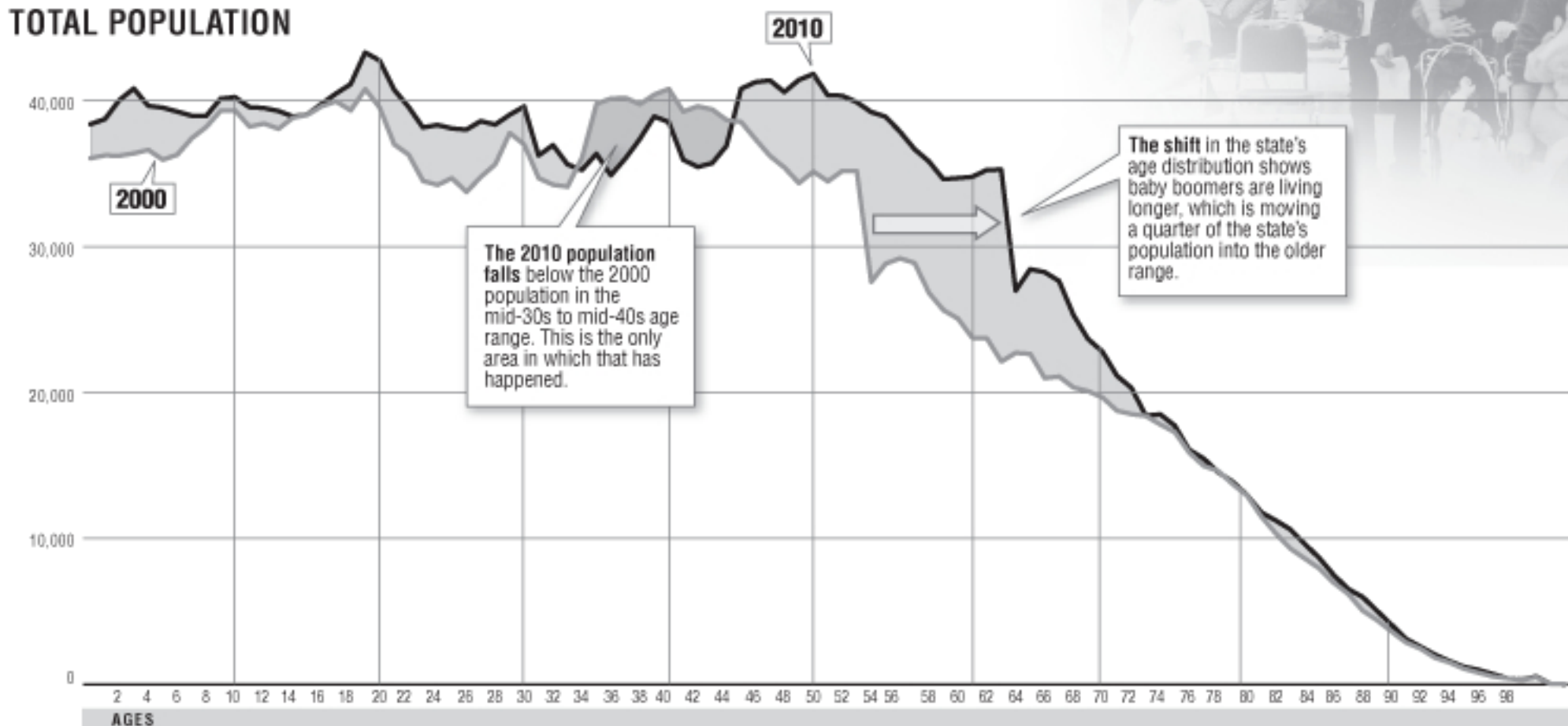
Aging Arkansas 2000-10

As the state's first baby boomers turn 65, new census numbers show there are fewer residents in their prime working years to take their place. The state's overall population grew in every age group except those between ages 34 and 44, where the population fell for single-year

age groups by more than 10 percent in some cases.

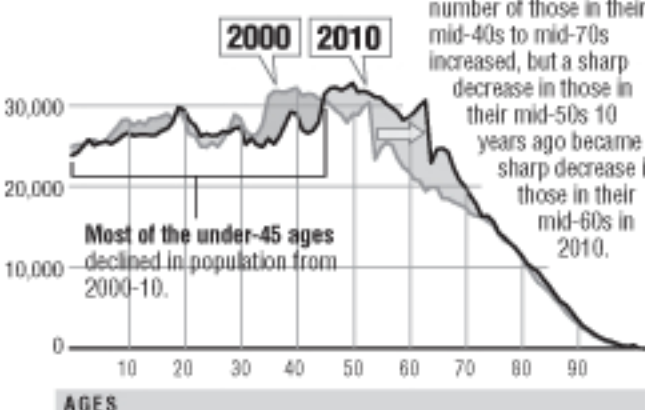
The numbers also show the state's baby boomers are living longer, and members of minority groups make up more of the state's younger population.

TOTAL POPULATION



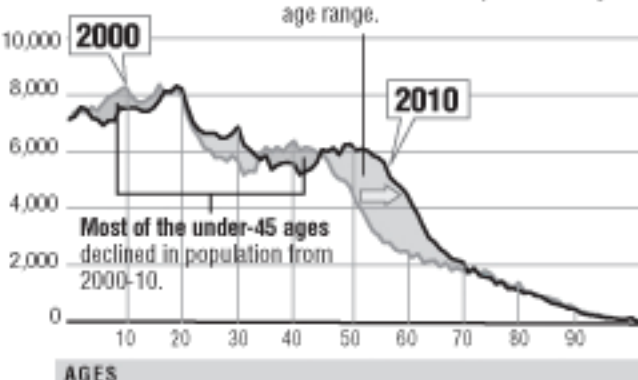
WHITE

Shifts in the state's white baby boomer age groups, which account for more than 80 percent of all Arkansas boomers, mirror those in the overall population: The number of those in their mid-40s to mid-70s increased, but a sharp decrease in those in their mid-50s 10 years ago became a sharp decrease in those in their mid-60s in 2010.



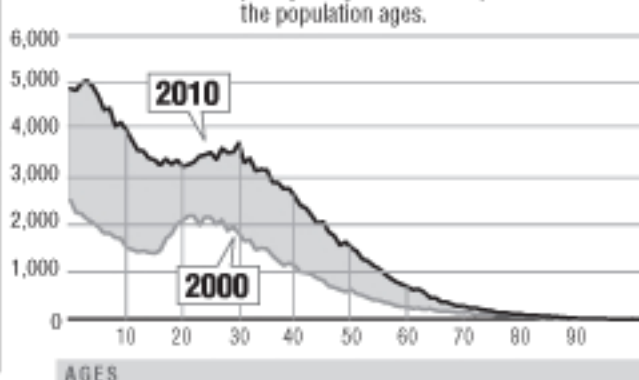
BLACK

The decline in the black population from the mid-40s to mid-60s age range has shifted to the early- 50s through 70 age range.



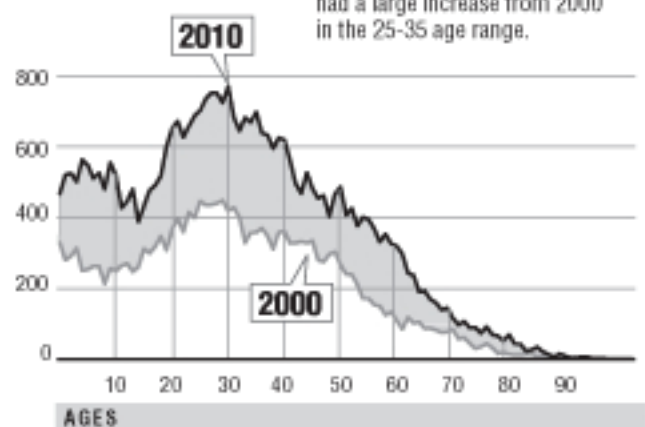
HISPANIC

An increase in the Hispanic population from 2000 to 2010 is most prominent in the youngest ages. That slowly diminishes as the population ages.



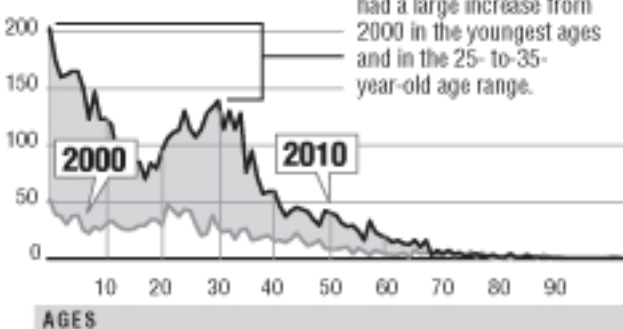
ASIAN

The 2010 Asian population has had a large increase from 2000 in the 25-35 age range.



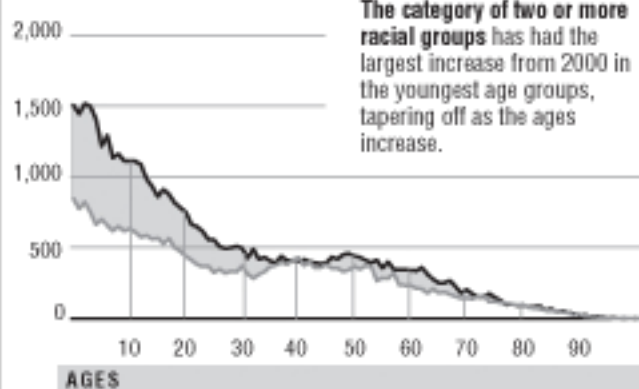
NATIVE HAWAIIAN AND OTHER PACIFIC ISLANDERS

This group, which is largely Marshallese has had a large increase from 2000 in the youngest ages and in the 25- to-35-year-old age range.



TWO OR MORE

The category of two or more racial groups has had the largest increase from 2000 in the youngest age groups, tapering off as the ages increase.

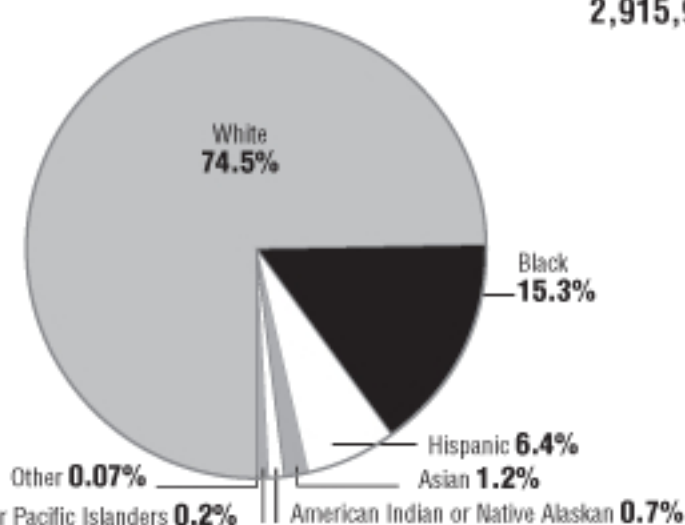


NOTE: All race numbers reflect those who identify as non-Hispanic

2010 POPULATION BY RACE

Total:
2,915,918

Almost 75% of the total population is white...



UNDER 18 POPULATION BY RACE

Under 18
total:
711,475

...but whites make up a smaller percentage of the under 18 population.

