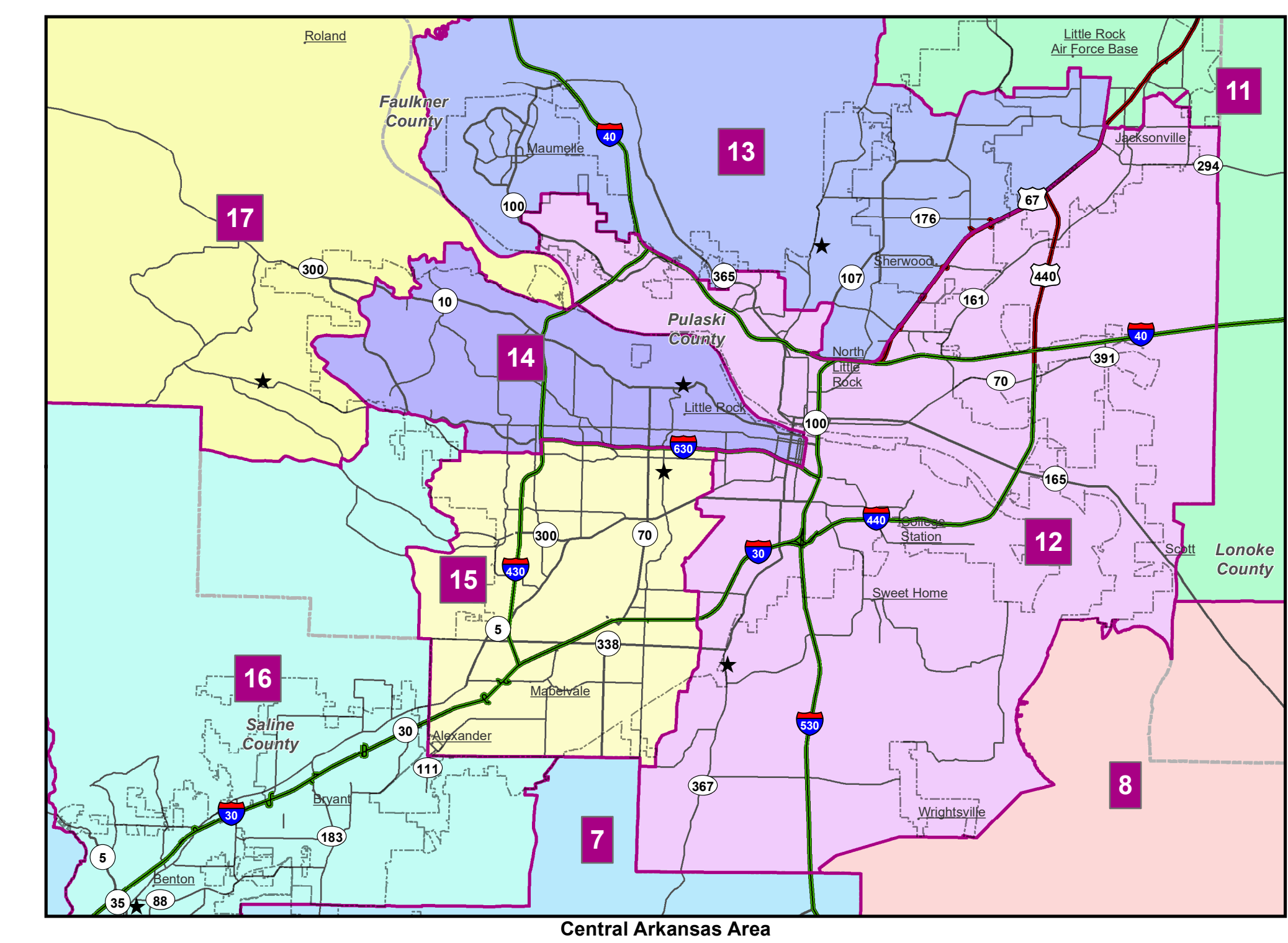
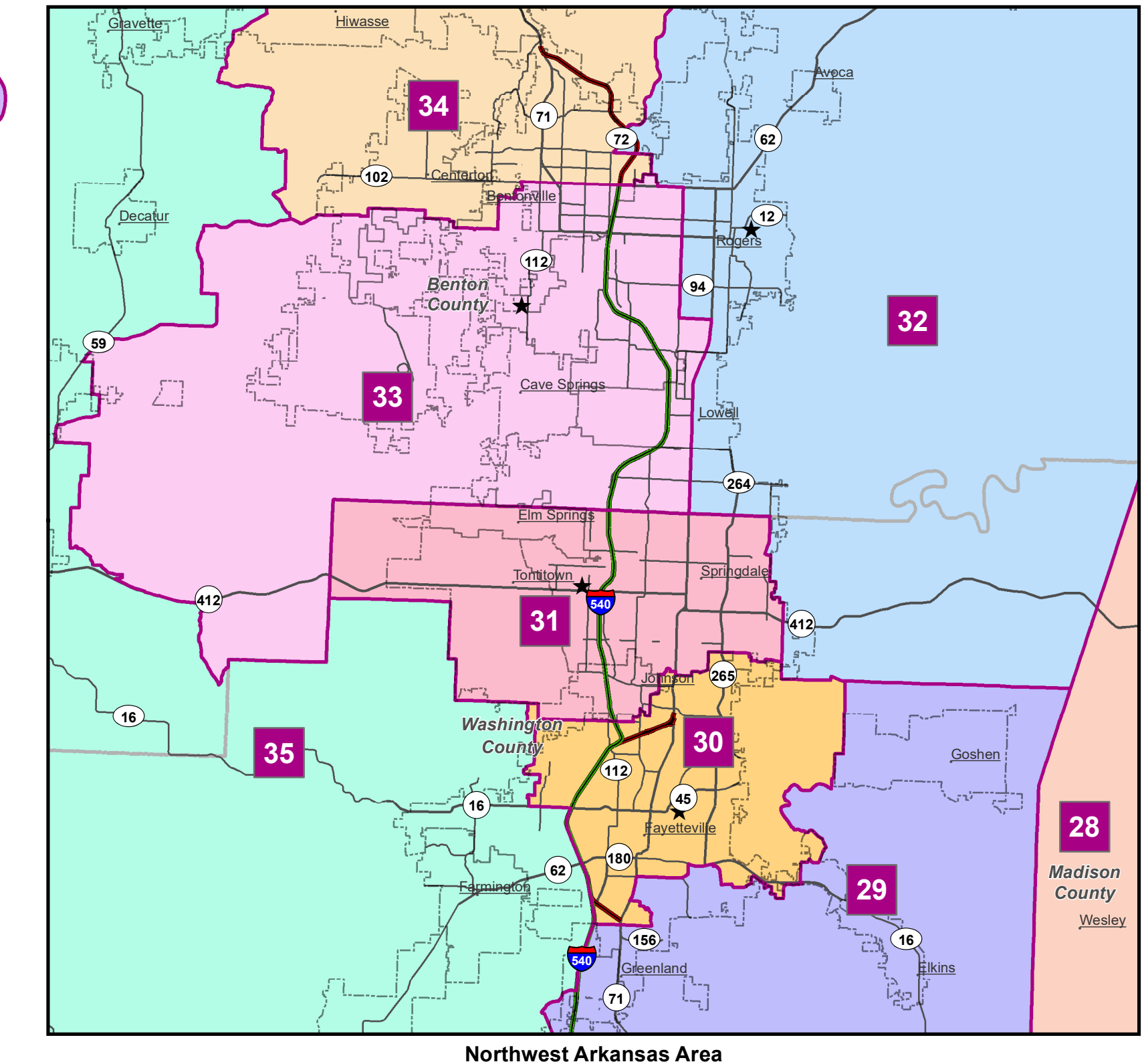
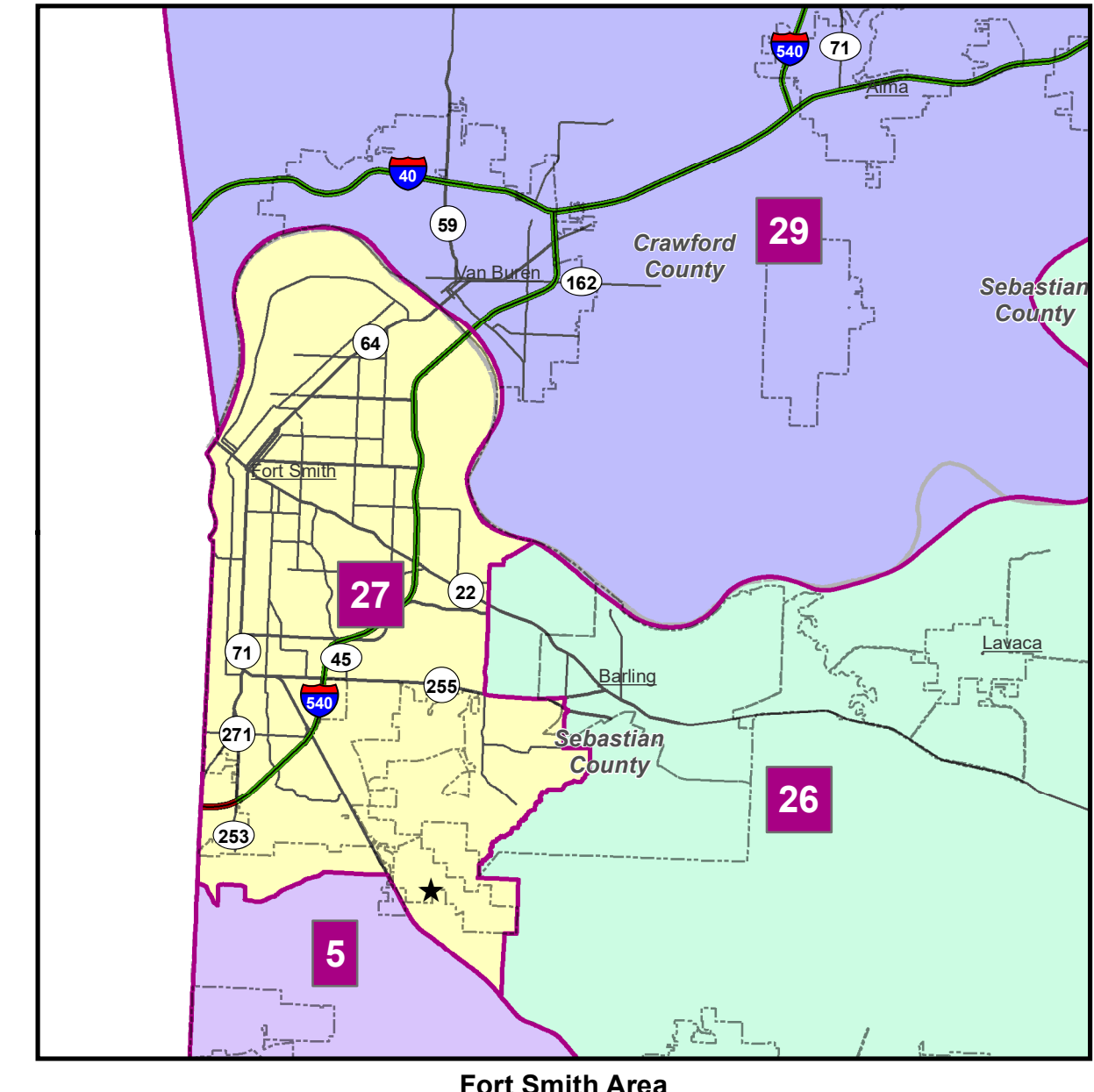
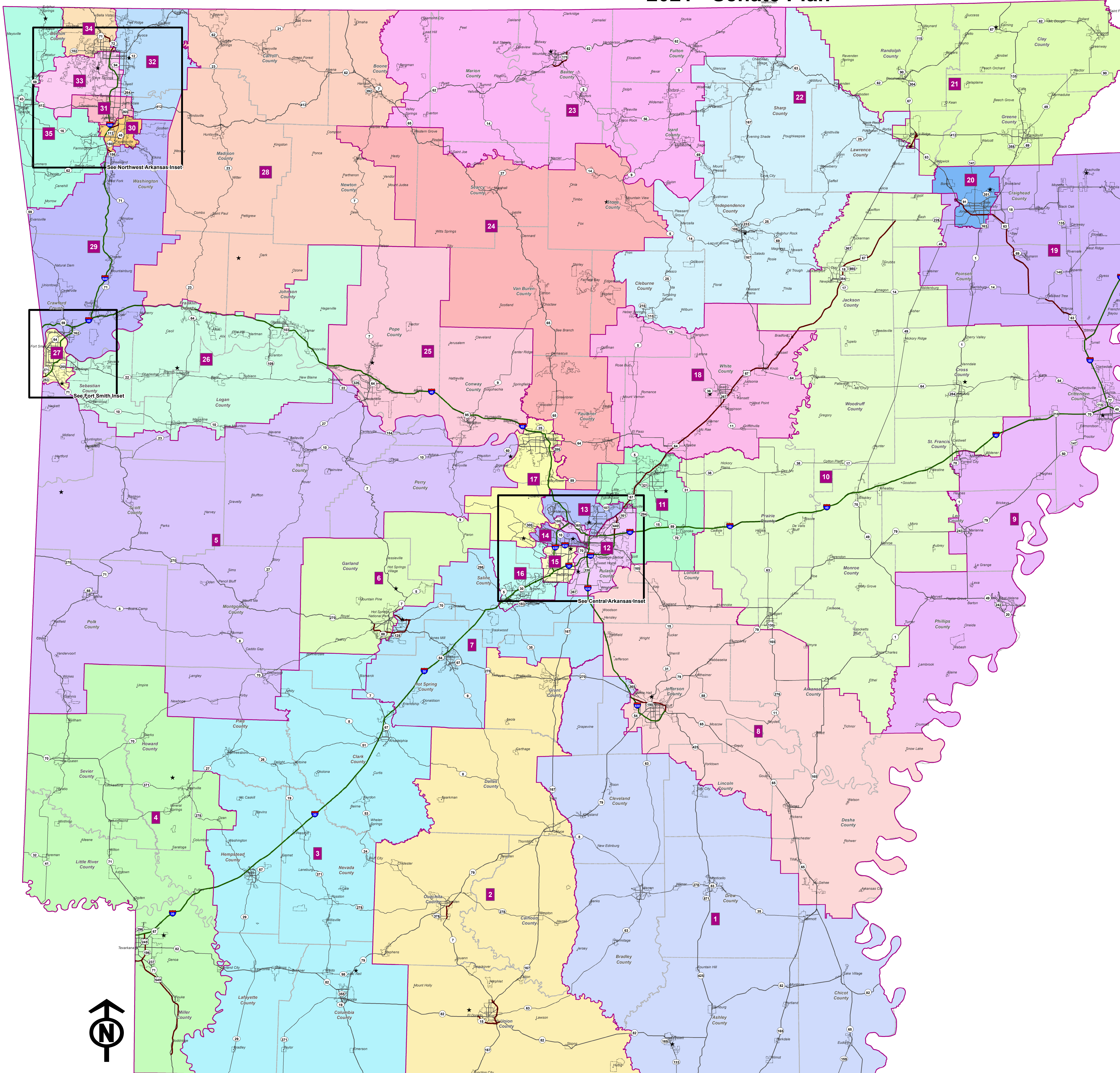


2021 - Senate Plan

Overall Deviation 4.99%



DISTRICT	Total Population Tabulation		Racial Demographics as a Percent of Total Population					
	White	Black	Hispanic	Minority	Minority	Minority		
1	83,996	86,044	-2.38%	-2,048	67.10%	24.43%	5.57%	32.90%
2	84,826	86,044	-1.42%	-1,218	62.71%	29.97%	3.47%	37.29%
3	85,018	86,044	-1.19%	-1,026	63.24%	26.77%	6.49%	36.76%
4	85,801	86,044	-0.28%	-243	65.42%	19.87%	10.70%	34.58%
5	85,219	86,044	-0.96%	-825	85.37%	0.49%	7.48%	14.63%
6	87,927	86,044	2.19%	1,883	78.52%	8.57%	6.87%	21.48%
7	86,836	86,044	0.92%	792	83.66%	6.18%	5.23%	16.34%
8	84,727	86,044	-1.53%	-1,317	38.09%	55.52%	3.18%	61.91%
9	85,812	86,044	-0.27%	-232	36.81%	57.95%	2.71%	63.19%
10	87,575	86,044	1.78%	1,531	70.92%	22.57%	2.73%	29.08%
11	87,691	86,044	1.91%	1,647	79.00%	8.84%	5.55%	21.00%
12	88,141	86,044	2.44%	2,097	33.52%	54.93%	8.30%	66.48%
13	87,995	86,044	2.27%	1,951	65.55%	22.84%	5.07%	34.45%
14	88,142	86,044	2.44%	2,098	68.03%	19.52%	3.90%	31.97%
15	88,233	86,044	2.54%	2,189	22.17%	56.94%	17.32%	77.83%
16	88,036	86,044	2.32%	1,992	75.38%	11.25%	7.44%	24.62%
17	88,291	86,044	2.61%	2,247	70.41%	16.28%	5.83%	29.59%
18	86,943	86,044	1.05%	899	85.80%	4.32%	4.38%	14.20%
19	87,035	86,044	1.15%	991	72.79%	19.70%	3.94%	27.21%
20	86,335	86,044	0.34%	291	67.79%	20.18%	6.74%	32.21%
21	86,059	86,044	0.02%	15	90.62%	1.43%	2.91%	9.38%
22	85,836	86,044	-0.24%	-208	89.17%	1.24%	4.99%	10.83%
23	86,387	86,044	0.40%	343	92.25%	0.46%	2.22%	7.75%
24	85,492	86,044	-0.64%	-552	89.45%	1.68%	3.46%	10.55%
25	87,991	86,044	2.26%	1,947	79.39%	5.07%	10.30%	20.61%
26	85,560	86,044	-0.56%	-484	83.40%	1.39%	7.13%	16.60%
27	84,146	86,044	-2.21%	-1,898	60.18%	8.97%	20.26%	39.82%
28	85,137	86,044	-1.05%	-907	85.65%	0.31%	7.40%	14.35%
29	85,094	86,044	-1.10%	-950	82.20%	1.34%	6.76%	17.80%
30	84,140	86,044	-2.21%	-1,904	76.91%	6.08%	8.07%	23.09%
31	84,647	86,044	-1.62%	-1,397	48.34%	2.30%	38.29%	51.66%
32	83,999	86,044	-2.38%	-2,045	65.52%	0.96%	28.79%	34.48%
33	84,196	86,044	-2.15%	-1,848	68.43%	2.18%	15.45%	31.57%
34	84,265	86,044	-2.07%	-1,779	79.48%	2.16%	8.71%	20.52%
35	83,996	86,044	-2.38%	-2,048	74.95%	1.92%	12.36%	25.05%

Assigned 3011524
Total Pop 3011524
Unassigned 0

