



CHATTANOOGA POLICE DEPARTMENT

2023

ANNUAL

REPORT

Prepared By:

CPD Crime Analysis Unit (CAU)

CPD Public Affairs Office

.....

Police Services Center
3410 Amnicola Hwy
Chattanooga, TN 37406
www.chattanooga.gov

TABLE OF CONTENTS

3	Message from Your Chief
4	Breakdown of the Numbers
5	Law Enforcement Services
6	Crime By Category
7-10	Crimes Against Property
11-14	Crimes Against Persons
15-19	Crimes Against Society
19-20	Overdoses
21	Traffic Collisions
22-23	Pedestrians Struck
24	Downtown Crime
25	Sources
26	Thank You



MESSAGE FROM YOUR CHIEF



First, I want to thank the men and women of the Chattanooga Police Department for all their hard work in 2023. Day in and day out, our sworn and professional staff made substantial contributions to ensure the safety of the City of Chattanooga.

Alongside our incredible employees who go above and beyond the call of duty, CPD focused on working with various partners to expand our reach. From working with other law enforcement agencies to working with community-based organizations, we recognized that we have to tackle public safety together.

Over the last year, the Chattanooga Police Department's primary focus has been to decrease our overall crime rate, connect with our youth through various programs, and invest in our employee wellness. Through our efforts, crime in the City of Chattanooga decreased by 12% overall. Much of our effort in reducing crime was through self-initiated measures, our Real-Time Crime Intelligence Center, and all our employees. As we continue to implement new technology, such as the drone first responder program, and increase our outreach efforts, our agency will expand our reach.

We know that our youth is an important group to reach at a young age, and we wanted to create avenues for positive interaction with them. By creating opportunities such as relaunching our programs, such as the Explorers and Police Activities League (PAL) programs, we can continue these relationships to help guide them on the path to success.

Through this report, our community will be able to see a snapshot of the monumental actions that our agency has taken. We will continue our efforts to make the City of Chattanooga a safer city.

Celeste Murphy

Chief of Police - Chattanooga Police Department

BREAKDOWN OF THE NUMBERS



The data presented in this report reflects the latest information stored in the Chattanooga Police Department's law enforcement databases.

Since databases entries are continuously updated, expunged, or unfounded, some statistical figures may fluctuate over time.

For instance, a homicide investigation might initially be categorized as an aggravated assault until the victim's medical status is officially confirmed as deceased.

Moreover, it's crucial to not only consider the numerical values under analysis but also the percentage changes. Unusually high percentage changes can sometimes result from a small dataset rather than indicating a substantial shift.



Our Agency

The primary operations of the Chattanooga Police Department are broken into five categories; Neighborhood Policing Bureau, Criminal Investigations Bureau, Special Operations Bureau, Community Development & Support Services Bureau, and Administration.

Neighborhood Policing Bureau



Criminal Investigations Bureau



Special Operations Bureau



Community Development & Support Services Bureau



Administration



LAW ENFORCEMENT SERVICES



236,992

Calls Responded to by CPD Patrol Officers in the City of Chattanooga

18,342

Priority One Calls Responded to by CPD Officers in the City of Chattanooga

Real-Time Intelligence Center

2,438

In 2023, our real-time intelligence investigators responded to 2,438 calls for service/requests for video footage. Investigators were able to find usable video footage in 72% of cases worked.

Victim Services Unit

1,900

In 2023, our Victim Services Unit provided services to 1,900 victims, witnesses, and survivors of crime within Chattanooga. A total of 16,367 services were provided by the Victim Services Unit in 2023.

Crime Analysis Unit

1,614

In 2023, our Crime Analysis Unit provided 1,614 analytical reports to officers/investigators, community partners, and outside agencies. The Crime Analysis Unit focuses on tactical, strategic, administrative, and crime intelligence analysis for the CPD.

Drone Unit

268

The Drone Unit seeks to increase situational awareness, enhanced safety, and improved overall operational efficiency through unmanned aircraft systems. In 2023, our Drone Unit deployed 268 times.

Crisis Co-Responder Unit

200

In 2023, there were a total of 2,682 mental health calls in Chattanooga. To help relieve patrol officers of these calls and provide further crisis aid to individuals, the Crisis Co-Responder Unit (CCRU) responded 200 times. Additionally, the majority of calls CCRU responded to were diverted from emergency rooms and confinement.

Community Outreach Unit

50+

The Community Outreach Unit was established to create positive community relationships with the general public. In 2023, the Community Outreach Unit hosted over 50 events, meetings, and programs, all geared towards community engagement.

CRIME BY CATEGORY



CRIMES AGAINST PROPERTY

Crimes against property are defined as incidents that unlawfully destroys another property or deprives an owner of property against the owner's will. The crimes against property included within this report include burglary, larceny/theft, theft from motor vehicle, robbery, and auto theft.

CRIMES AGAINST PERSONS

Crimes against persons are defined as incidents where an individual has either used or threatened physical force to injure another person such as assault, homicide, kidnapping/abduction, rape, or sexual assault.

CRIMES AGAINST SOCIETY

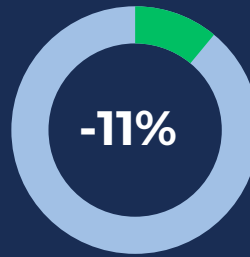
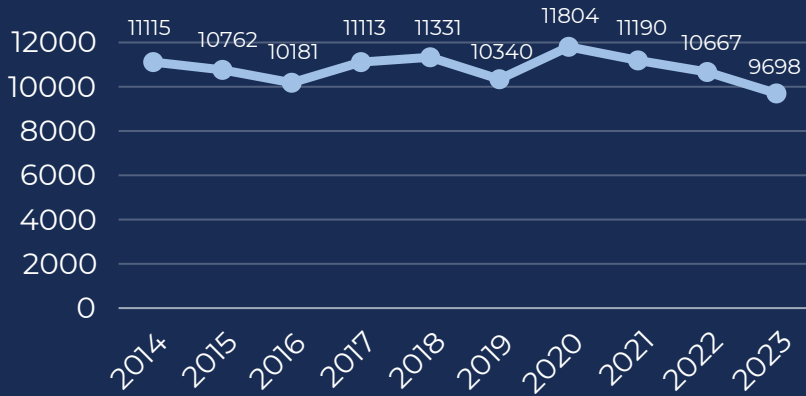
Crimes against society involve criminal activity such as drug-related offenses, driving under the influence, public intoxication, disorderly conduct, or weapons law violations.



CRIMES AGAINST PROPERTY

Crimes against property are defined as incidents that unlawfully destroys another property or deprives an owner of property against the owner's will. The crimes against property included within this report include burglary, larceny/theft, theft from motor vehicle, robbery, and auto theft.

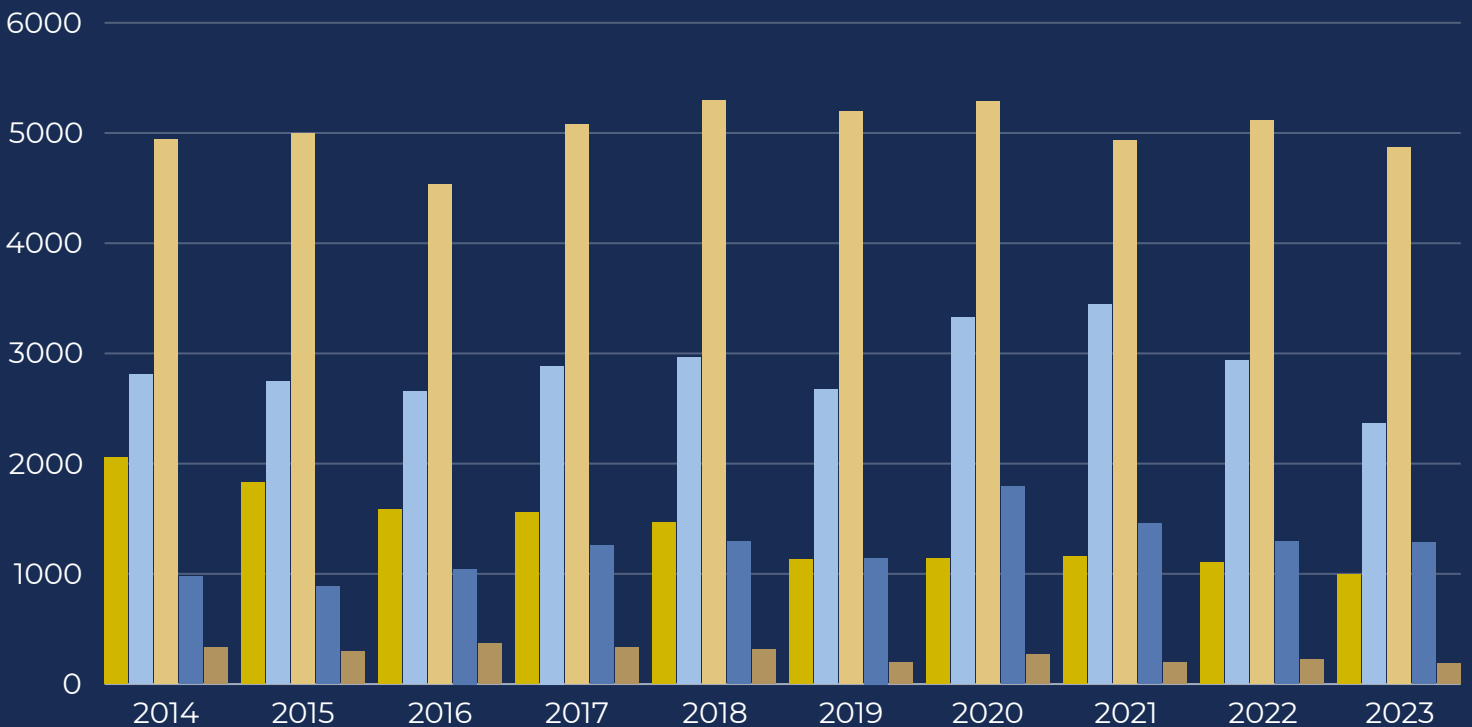
CRIMES AGAINST PROPERTY TEN YEAR TREND BY YEAR



CRIMES AGAINST PROPERTY

There was a 11% decrease in crimes against property since 2022.

CRIMES AGAINST PROPERTY TEN YEAR TREND BY CRIME TYPE

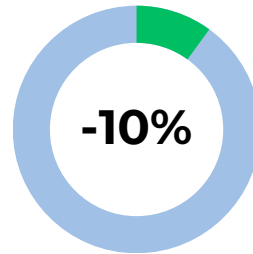
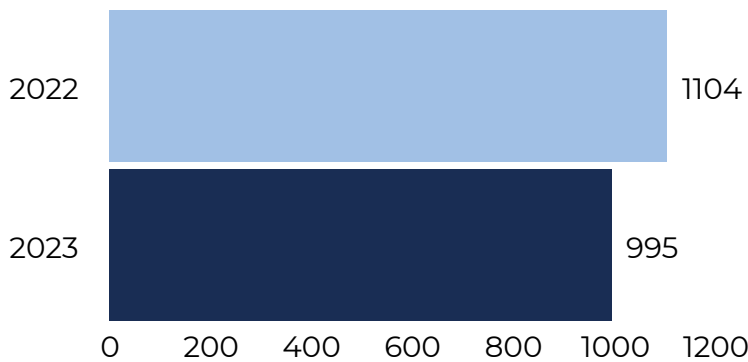




BURGLARY & LARCENY/THEFT

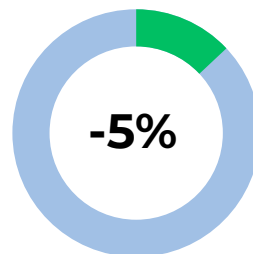
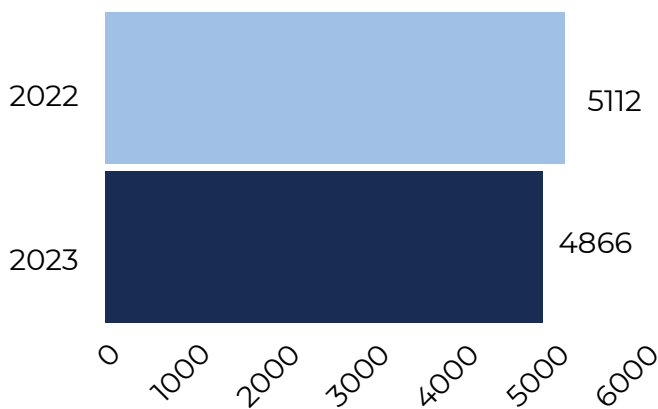
Burglary is the unlawful entry into a building or other structure with the intent to commit a felony or a theft.[1]

Larceny theft is the unlawful taking, carrying, or leading property from the possession or constructive possession of another.[2]



BURGLARY

There was a 10% decrease in burglaries.



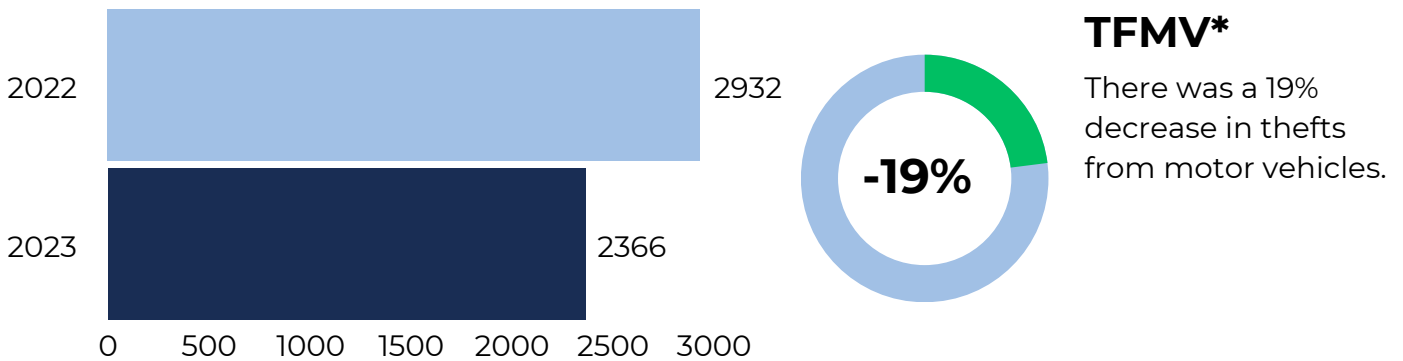
LARCENY/THEFT

There was a 5% decrease in larceny thefts.

THEFT FROM MOTOR VEHICLE (TFMV)




For this analysis, theft from motor vehicle incidents were excluded from the larceny/theft category to be reflected within its own category. Theft from a motor vehicle is the unlawful taking, carrying, or leading property from a motor vehicle.[1]



FIREARMS STOLEN FROM THEFT FROM MOTOR VEHICLES & AUTO THEFTS

In 2023, there were 396 firearms stolen from vehicles (theft from motor vehicles and auto thefts).



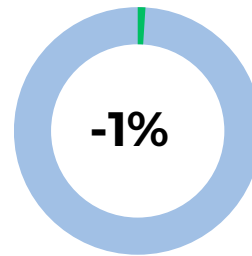
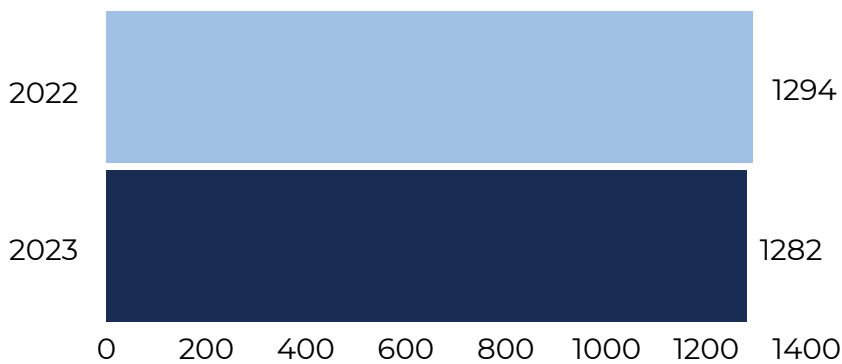
46% of those 396 firearms were stolen due to vehicles being left unlocked (as shown above).

AUTO THEFT & ROBBERY



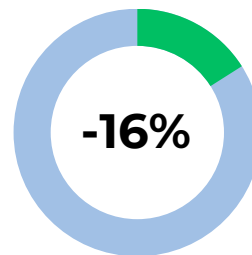
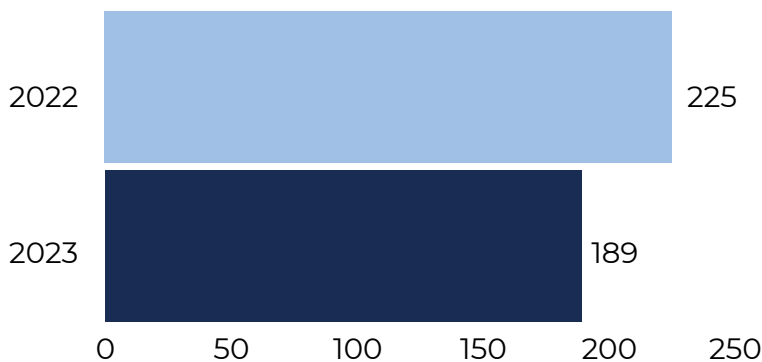
Auto theft is defined as a theft of a motor vehicle.[1]

Robbery is the taking, or attempting to take, anything of value under confrontational circumstances from the control, custody, or care of another person by force or threat of force or violence.[1]



AUTO THEFT

There was a 1% decrease in auto thefts.



ROBBERY

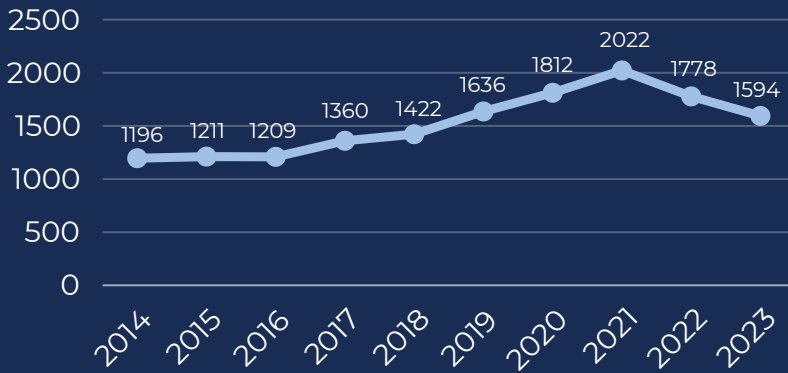
There was a 16% decrease in robberies.



CRIMES AGAINST PERSONS

Crimes against persons are defined as incidents where an individual has either used or threatened physical force to injure another person such as assault, homicide, kidnapping/abduction, rape, or sexual assault.

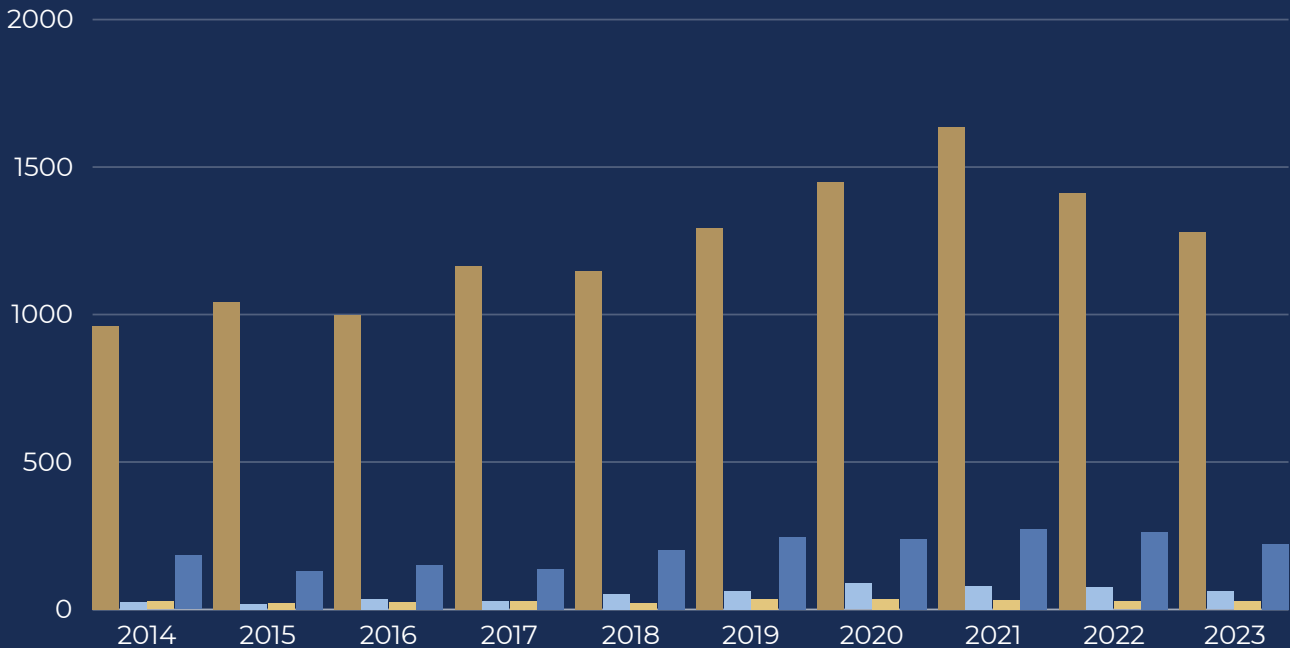
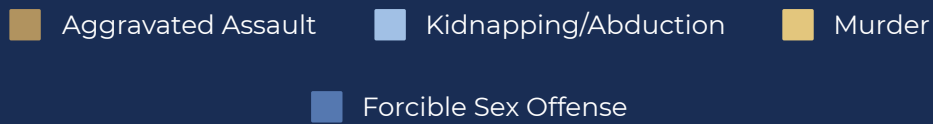
CRIMES AGAINST PERSONS TEN YEAR TREND BY YEAR



CRIMES AGAINST PERSONS

There was a 10% decrease in crimes against persons since 2022.

CRIMES AGAINST PERSONS TEN YEAR TREND BY CRIME TYPE

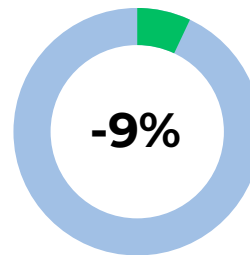
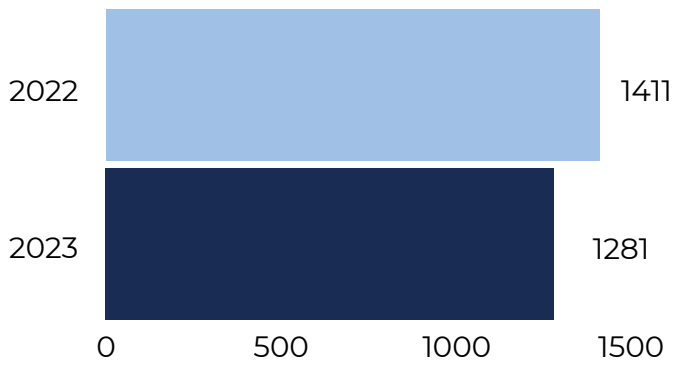


AGGRAVATED ASSAULT & HOMICIDE



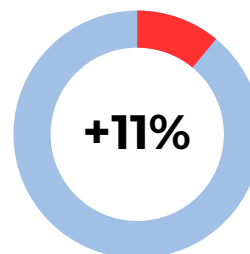
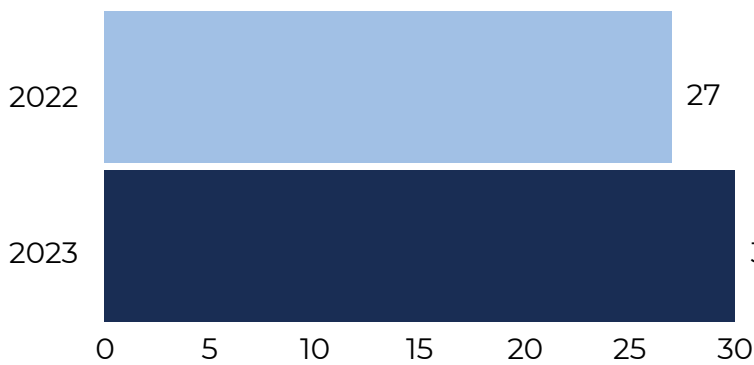
Aggravated assault is the unlawful attack by one person upon another wherein the offender uses a weapon or displays it in a threatening manner.[1]

Homicide is the killing of one human being by another.[1]



AGG. ASSAULT

There was a 9% decrease in aggravated assaults.



HOMICIDE

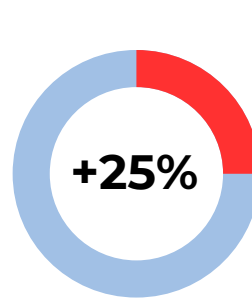
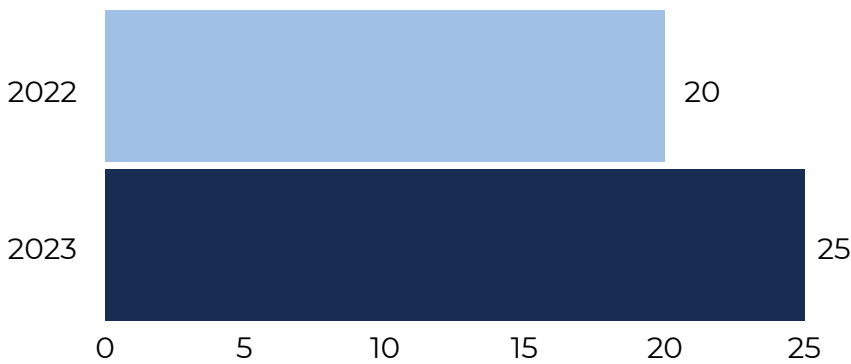
There was a 11% increase in homicides.



FATAL & NON-FATAL SHOOTINGS

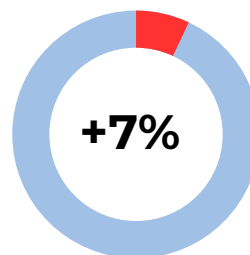
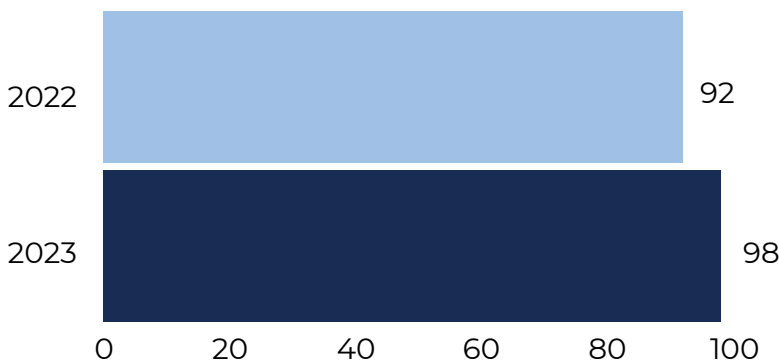
Fatal shootings fall under the homicide Federal Bureau of Investigation (FBI) uniform crime report (UCR) category. A fatal shooting is the unlawful shooting of another that results in death. The fatal shooting information below is reflective of the total count of victims for each year, not the total incidents.

Non-fatal shootings fall under the aggravated assault FBI uniform crime report (UCR) category. A non-fatal shooting is the unlawful shooting of another that does not result in death. The non-fatal shooting information below is reflective of the total count of victims for each year, not the total incidents.



FATAL SHOOTINGS

There was a 25% increase in fatal shooting victims.



NON-FATAL SHOOTINGS

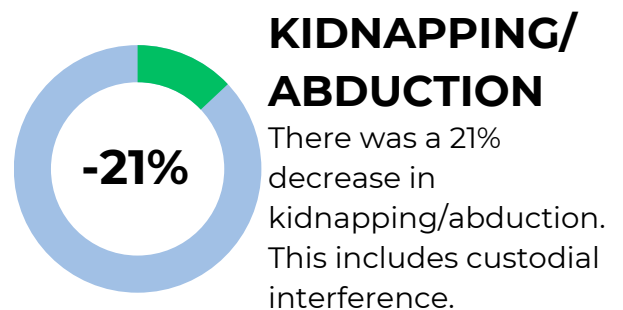
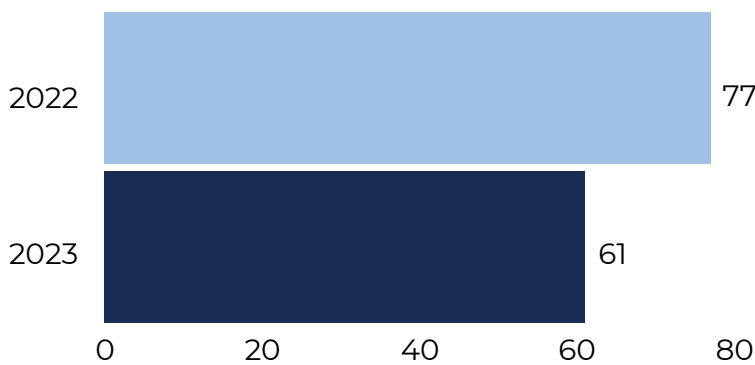
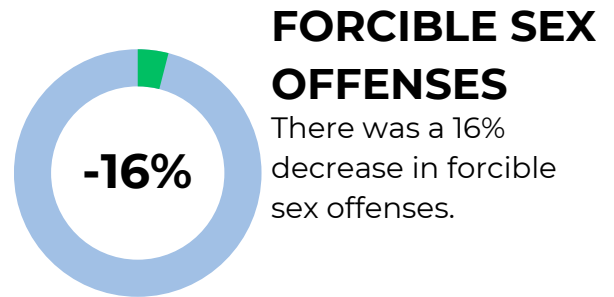
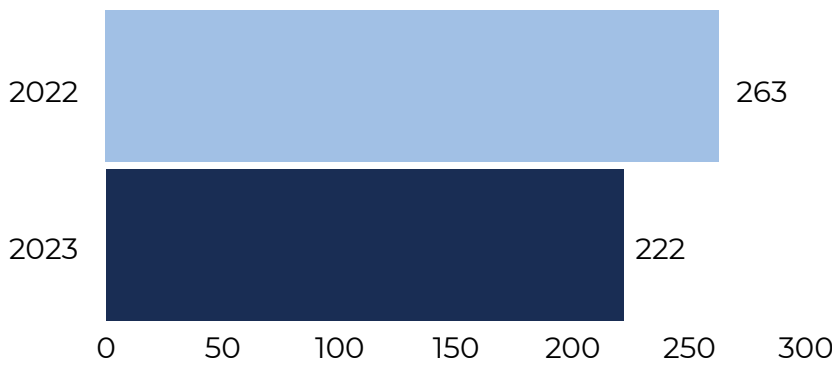
There was a 7% increase in non-fatal shooting victims.



FORCIBLE SEX OFFENSES & KIDNAPPING/ABDUCTION

Forcible sex offenses are defined as any sexual act directed against another person forcibly.[1]

Tennessee law defines kidnapping as knowingly abducting or confining someone in a manner that interferes with their liberty and exposes them to the substantial risk of injury.[1] The numbers that are reported reflect the textbook definition of kidnapping and additional custodial interference.

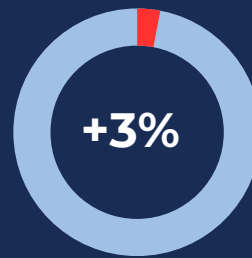
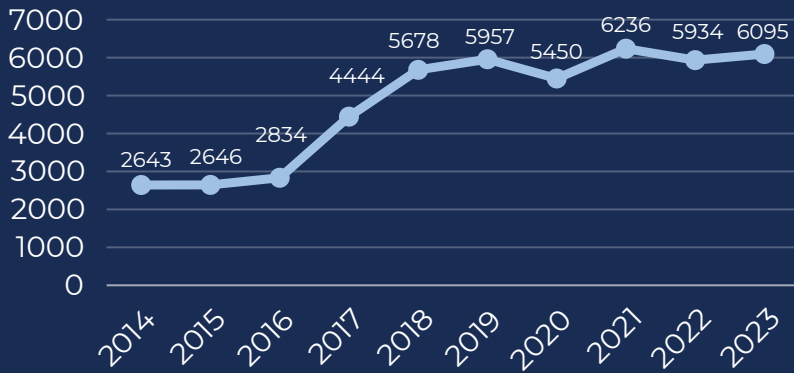




CRIMES AGAINST SOCIETY

Crimes against society involve criminal activity such as drug-related offenses, DUI, public intoxication, disorderly conduct, or weapons law violations. These numbers reflect the self-initiative police work by our neighborhood policing bureau.

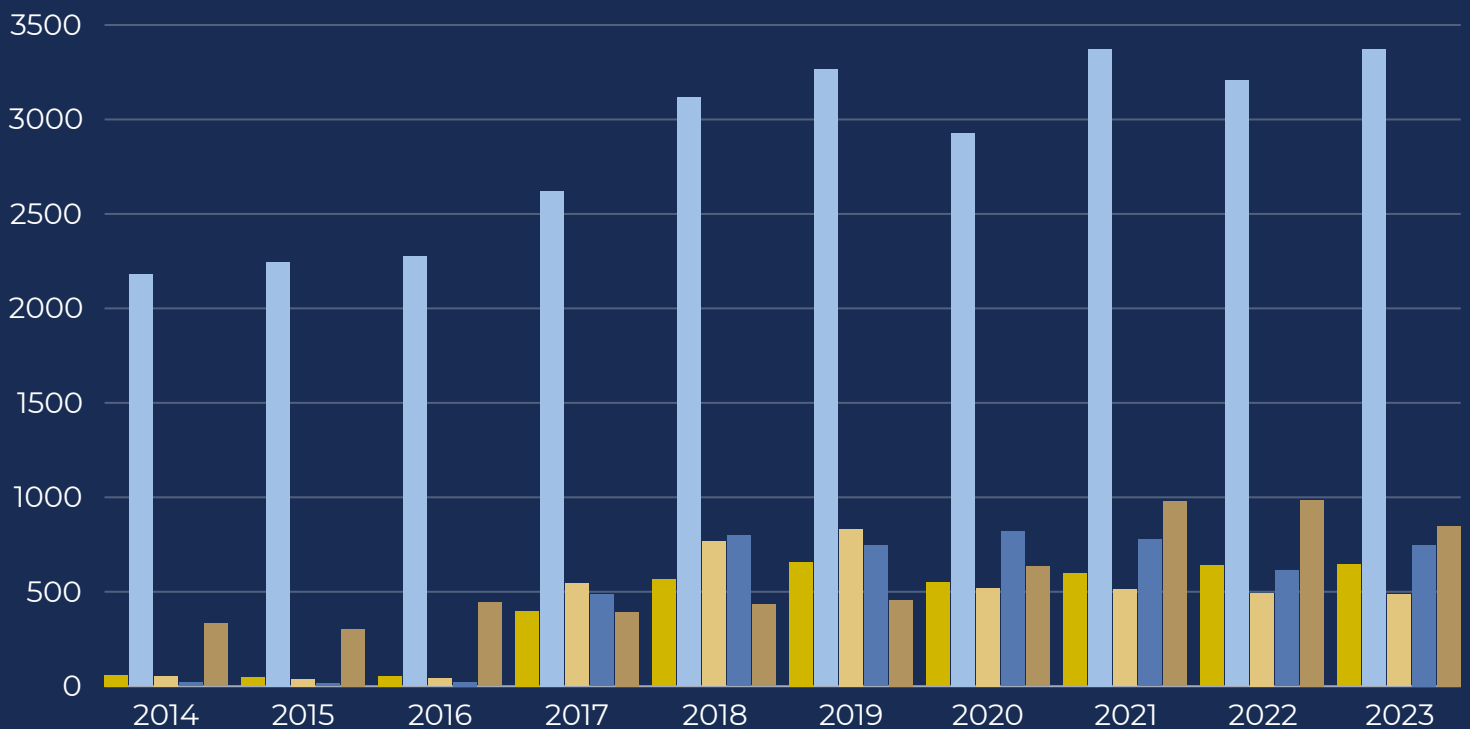
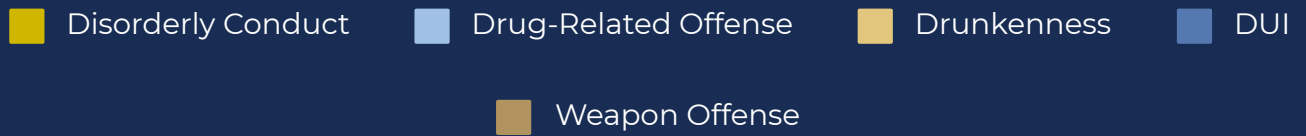
CRIMES AGAINST SOCIETY TEN YEAR TREND BY YEAR



CRIMES AGAINST SOCIETY

There was a 3% increase in crimes against society since 2022.

CRIMES AGAINST SOCIETY TEN YEAR TREND BY CRIME TYPE

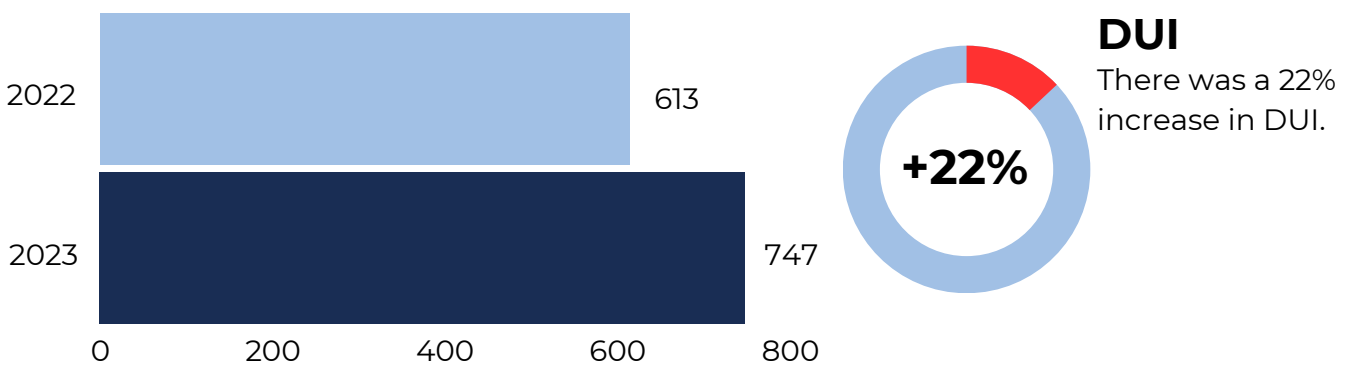
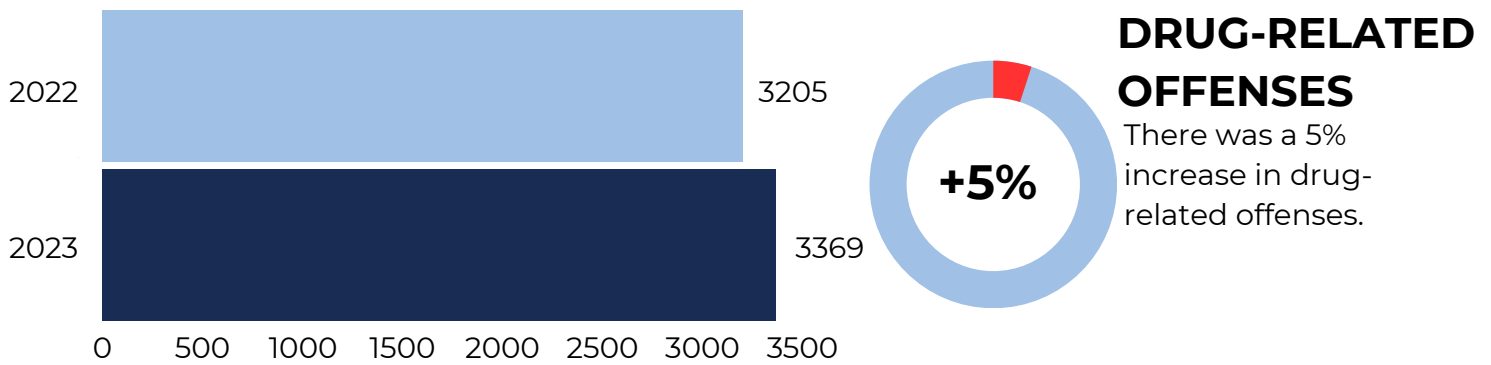


DRUG-RELATED OFFENSES & DUI



A drug-related offense is when one unlawfully manufactures a controlled substance, delivers a controlled substance, sells a controlled substance, or is in possession of a controlled substance.[1]

Driving under the influence is when a person's ability to safely operate a motor vehicle is impaired. A person may be charged for a DUI if they are under the influence of an intoxicant such as marijuana, narcotic drugs, or alcohol.[1]

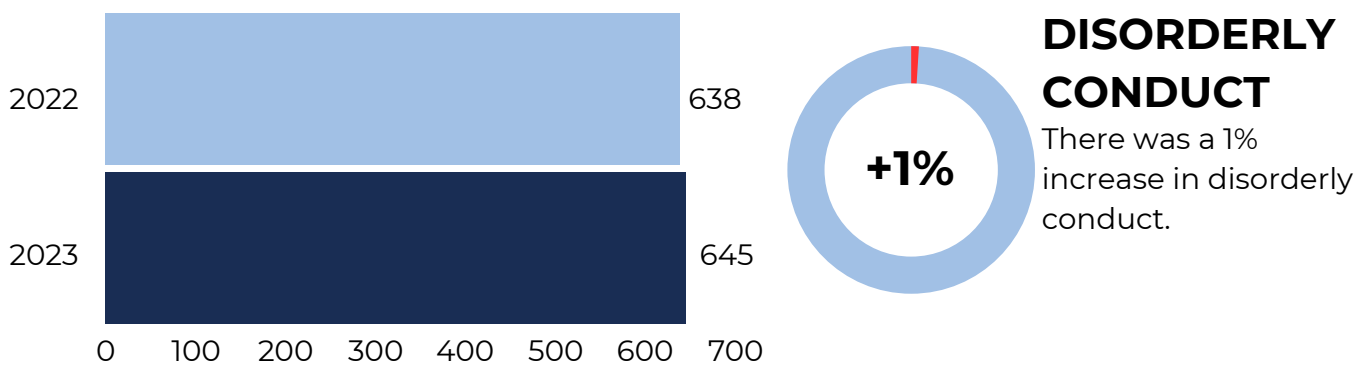
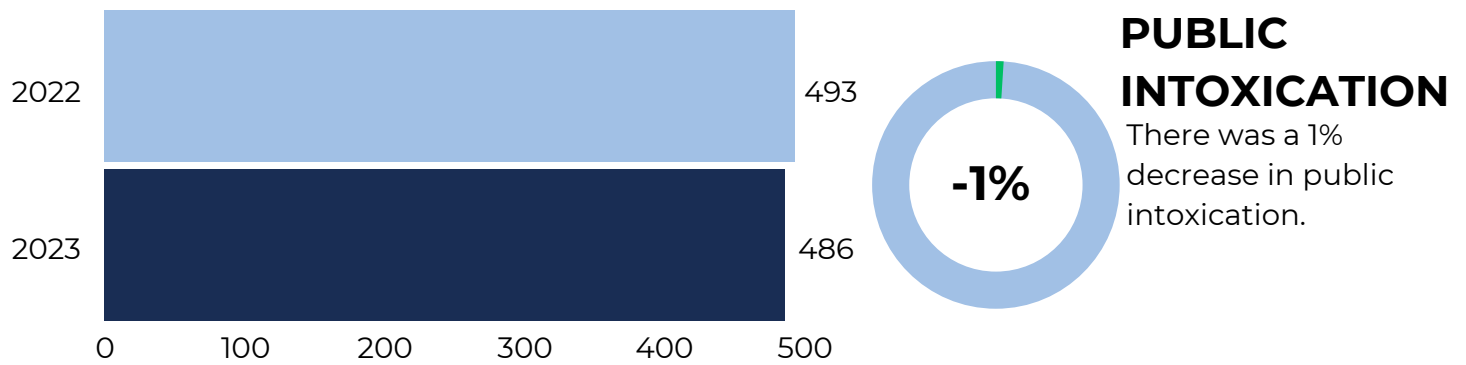




PUBLIC INTOXICATION & DISORDERLY CONDUCT

In Tennessee, a person may be charged with public intoxication if he or she appears in public under the influence of alcohol or a controlled substance to the degree that the intoxicated person: may be endangered. presents a danger to other people or property, or unreasonably annoys people in the vicinity.[1]

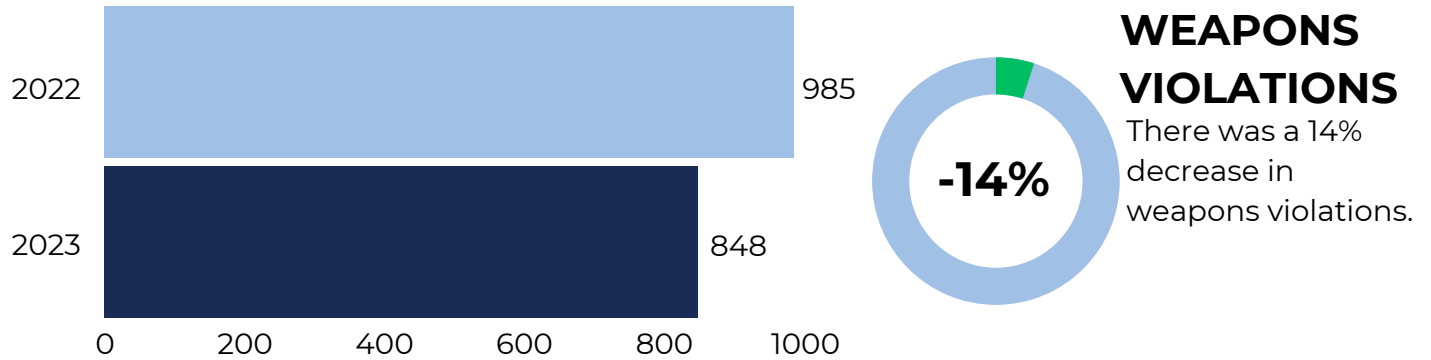
Disorderly conduct is when a person commits an offense who, in a public place and with intent to cause public annoyance or alarm.[1]



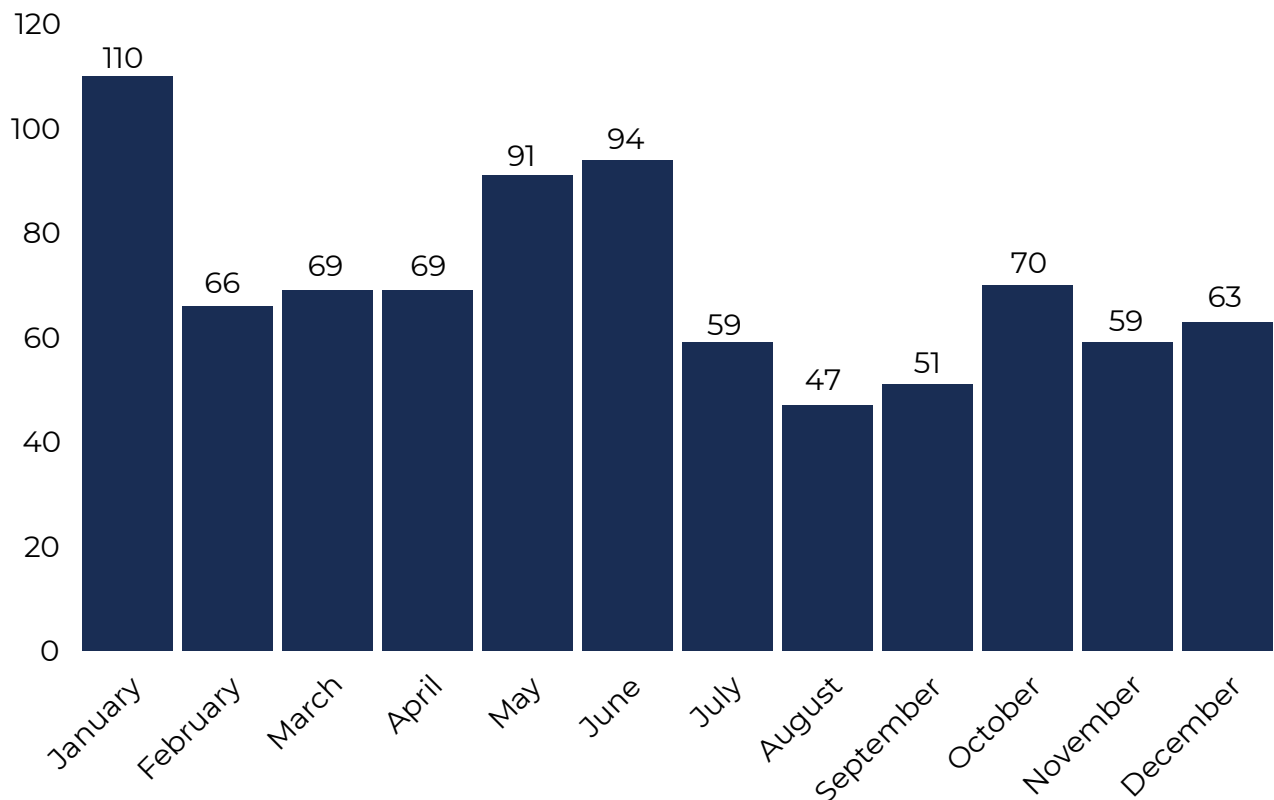


WEAPONS VIOLATIONS

Weapons offenses are violations of statutes or regulations that control deadly weapons. Deadly weapons include firearms and their ammunition, silencers, explosives, and certain knives.[5]



2023 WEAPONS LAW VIOLATIONS BY MONTH



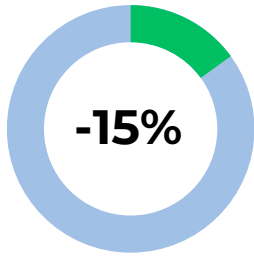
Overdoses



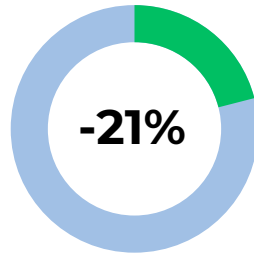
People can overdose through multiple substances, including prescription drugs, opioids, or a mixture of drugs. Opioid overdoses happen when there are many opioids or a combination of opioids and other drugs in the body that the victim is unresponsive to stimulation and/or breathing is inadequate.[4] Below are stats from the overall overdoses that occurred within the City of Chattanooga in 2023.

2023 Overdoses

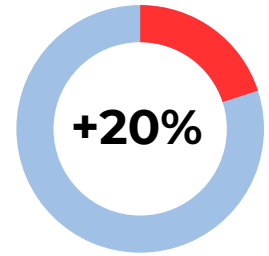
There was a 15% decrease in overdoses.



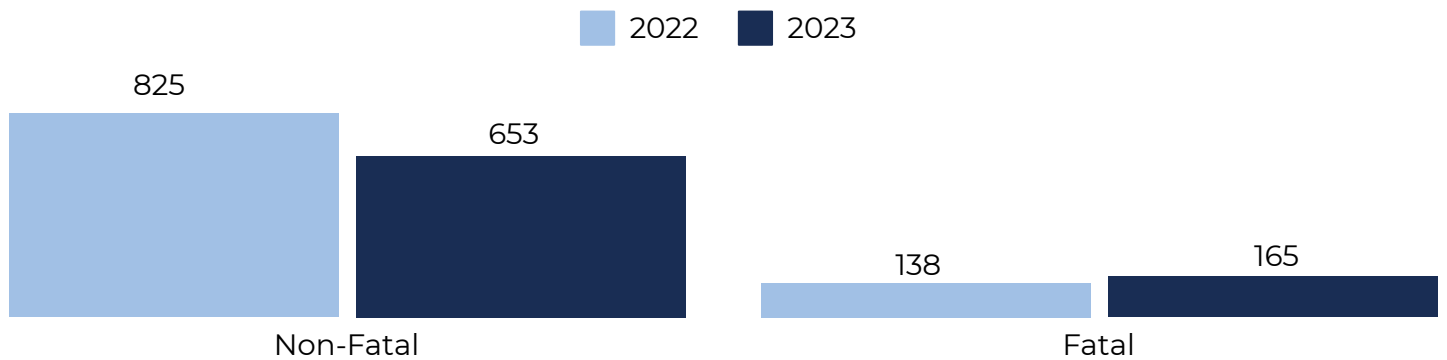
There was a 21% decrease in non-fatal overdoses.



There was a 20% increase in fatal overdoses.



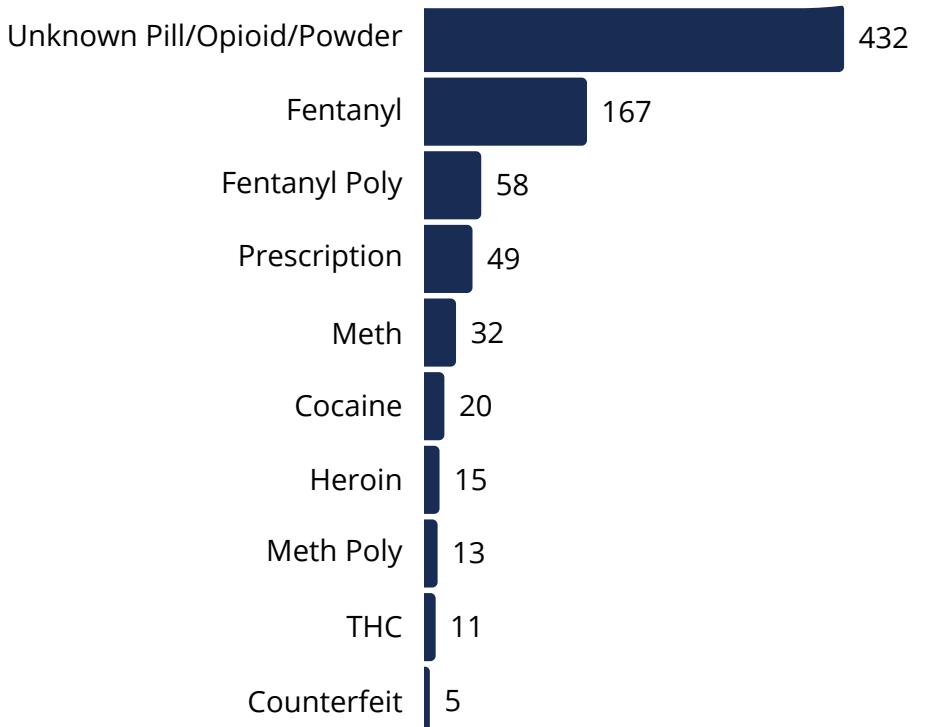
2022 / 2023 Overdose Comparisons



2023 Overdoses By Top Ten Drug Usage

To the right the chart shows overdoses by top ten drugs used in 2023. Of those overdoses, 432 overdoses worked by patrol within the city were due to unknown pills/opioids/powders.

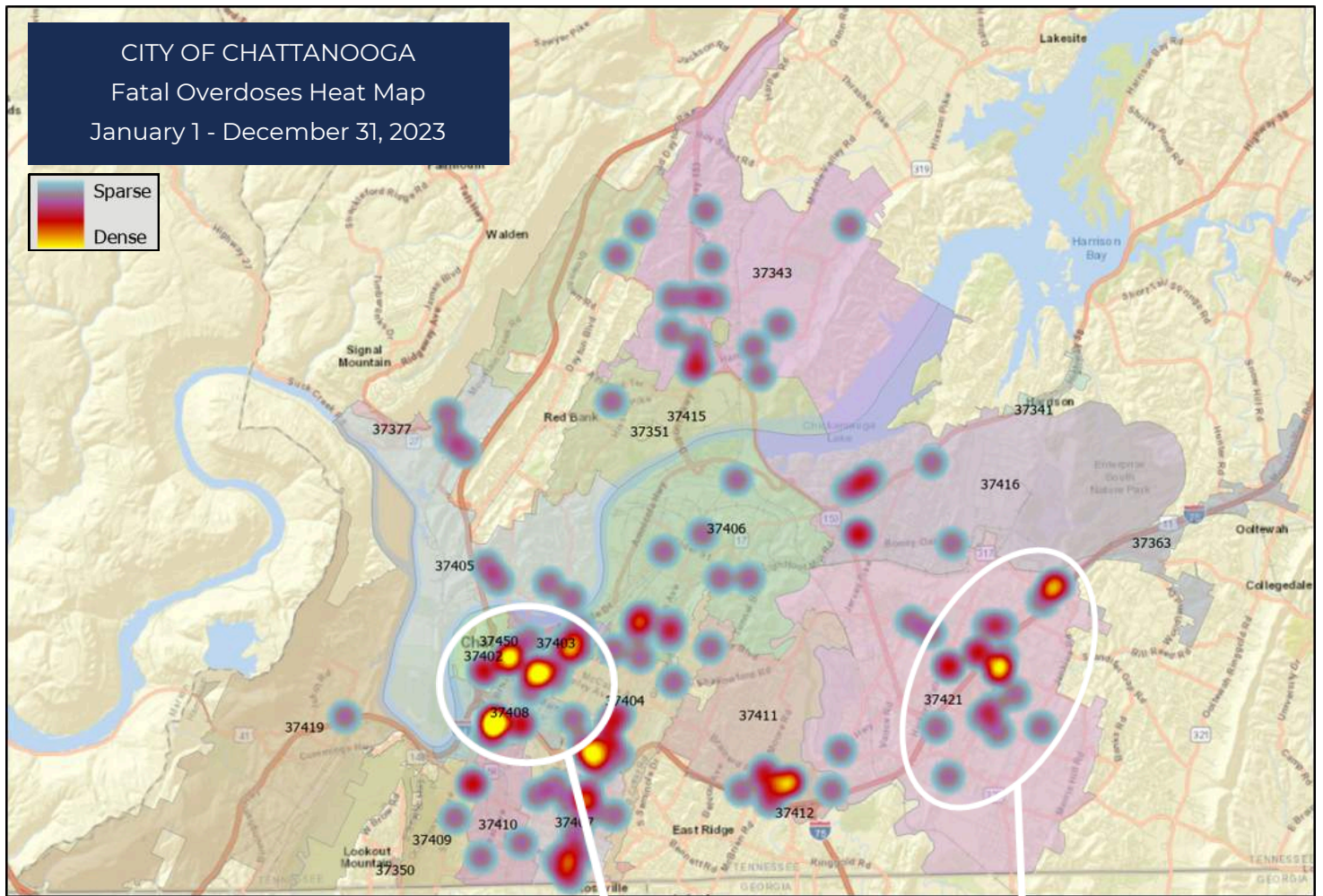
One of the highest drug usage types for the last three years has been fentanyl/fentanyl poly, which has been the leading drug for fatal overdoses for the past several years.



Fatal Overdoses



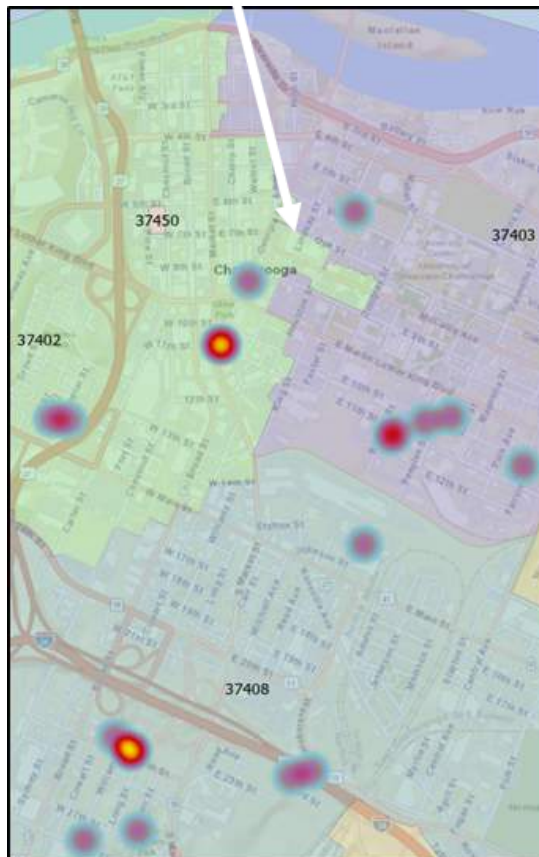
The overdoses mapped below reflect the location where the fatal overdose incidents occurred within the City of Chattanooga.



The zip codes 37450, 37402, 37403, & 37408 had the highest concentration of fatal overdoses.

The zip code 37421 had the highest quantity of fatal overdoses.

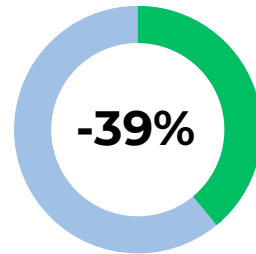
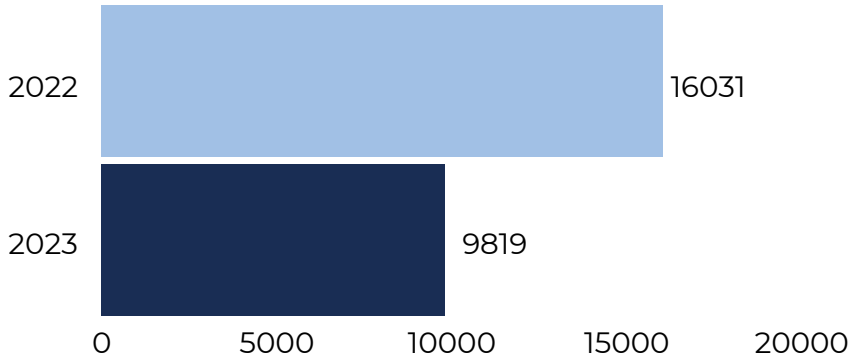
A large quantity of these fatal overdoses that occurred within the 37421 zip code occurred at either residential locations or extended-stay motels/hotels.



TRAFFIC COLLISIONS



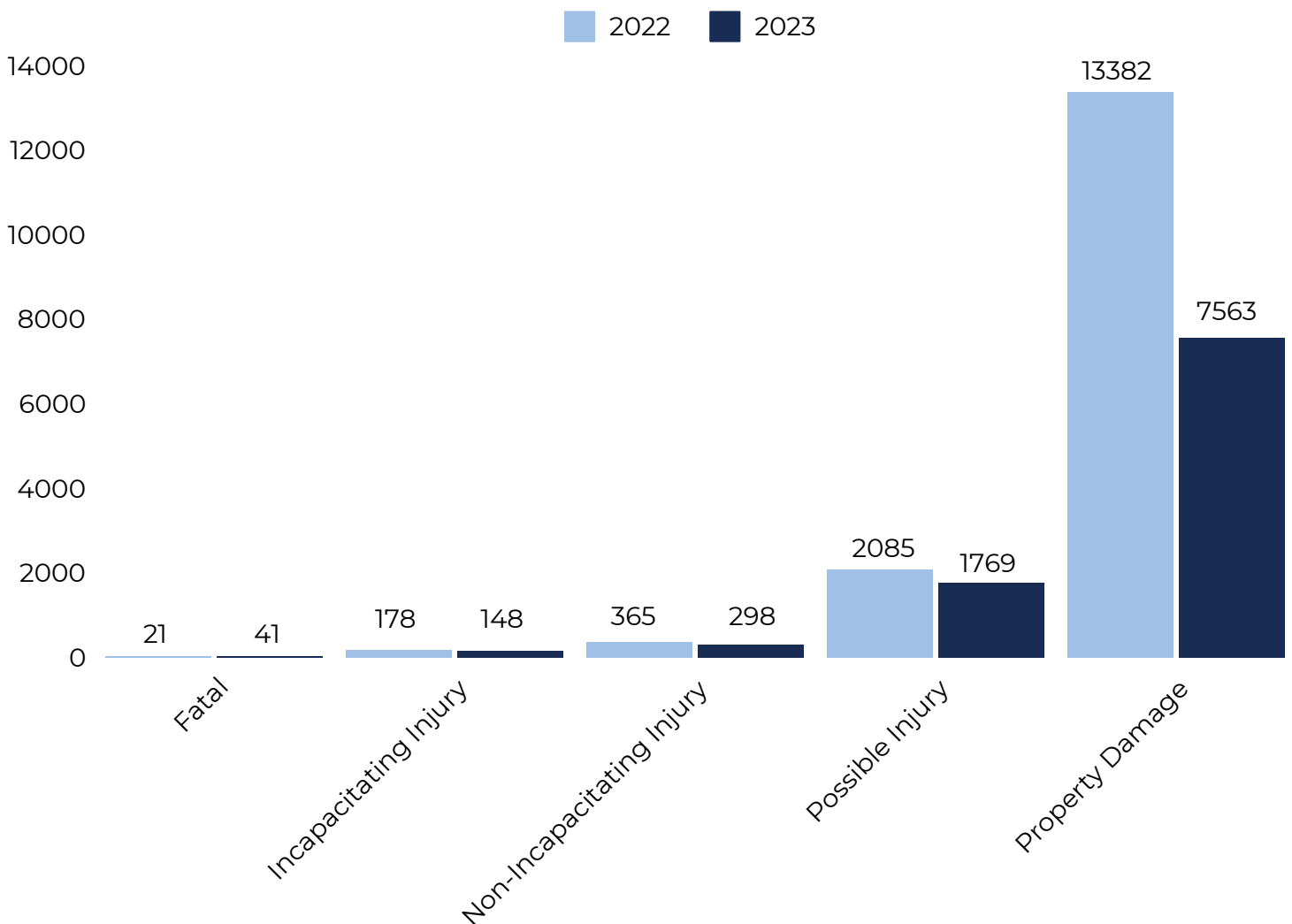
A traffic collision, also known as a motor vehicle collision occurs when a vehicle collides with another vehicle, pedestrian, animal, road debris, or other moving or stationary obstruction, such as a tree, pole or building.[3]



TRAFFIC COLLISIONS

There was a 39% decrease in traffic collisions.

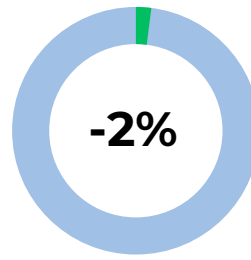
2022 / 2023 TRAFFIC COLLISIONS BY CRASH TYPE



PEDESTRIANS STRUCK



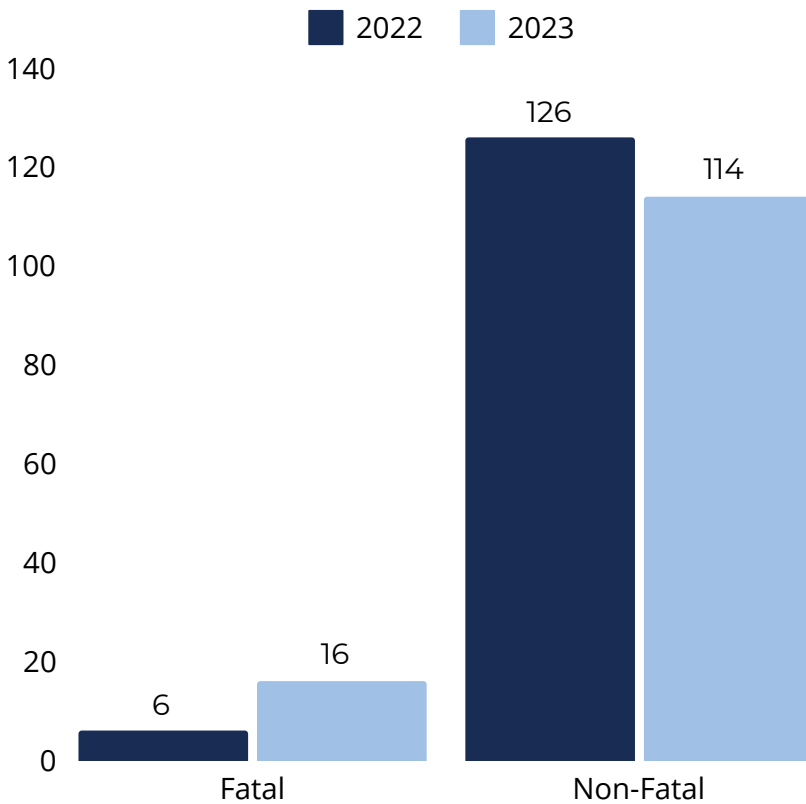
In 2023, the city had 130 pedestrians struck by motor vehicles. 16 of those 130 crashes were fatal and 114 of those 130 crashes were non-fatal. To the right is a pie chart showing the percentages of fatal and non-fatal pedestrian struck crashes for 2023.



PEDESTRIANS STRUCK

There was a 2% decrease in pedestrians struck.

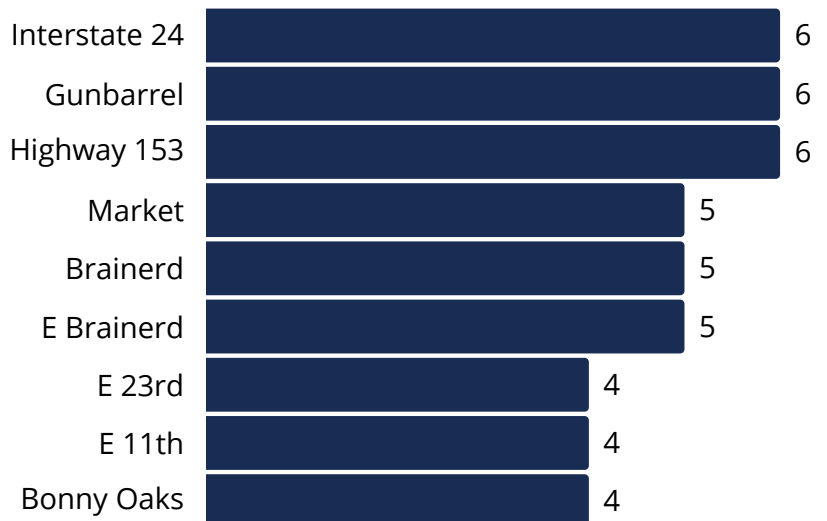
2022 / 2023 Pedestrian Struck Incidents



To the left is a column chart showing the 2023 pedestrian struck crashes compared to the crashes in 2022.

In 2023, there were more pedestrian struck fatalities compared to 2022. However, in 2023 there were less non-fatal pedestrian struck crashes.

2023 Roadways with the Most Frequent Pedestrians Struck

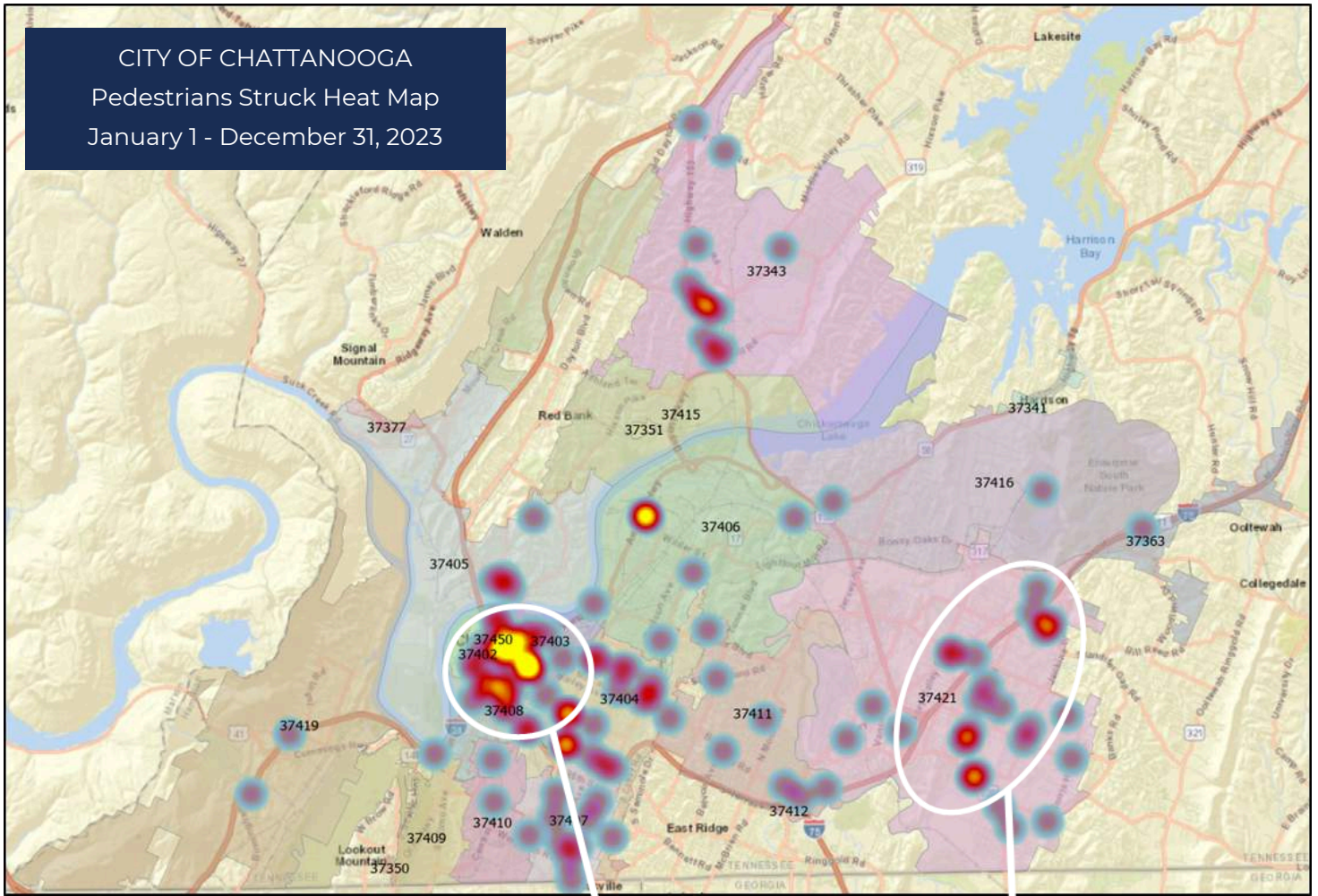


To the right is a bar chart showing the top roadways with the most frequent pedestrians struck in 2023.

PEDESTRIANS STRUCK

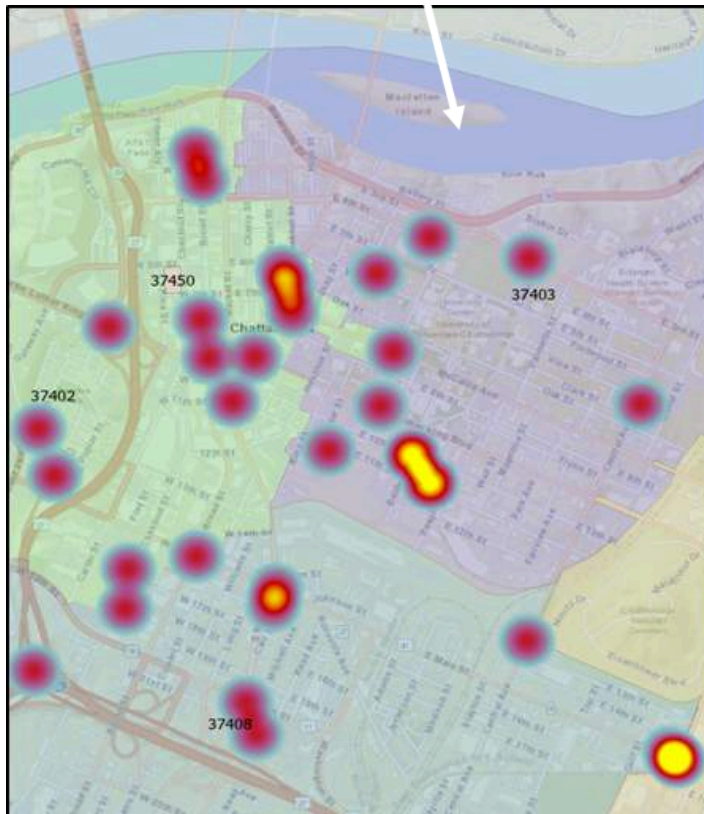


From January 1 - December 31, 2023 there were 130 pedestrian struck incidents within the City of Chattanooga. Below is a heat map showing all of the pedestrians struck for all of 2023.



The zip codes 37450, 37402, 37403, & 37408 had the highest concentration of pedestrians struck.

The zip code 37421 had the highest quantity of pedestrians struck.

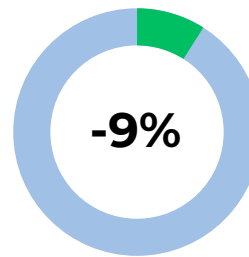
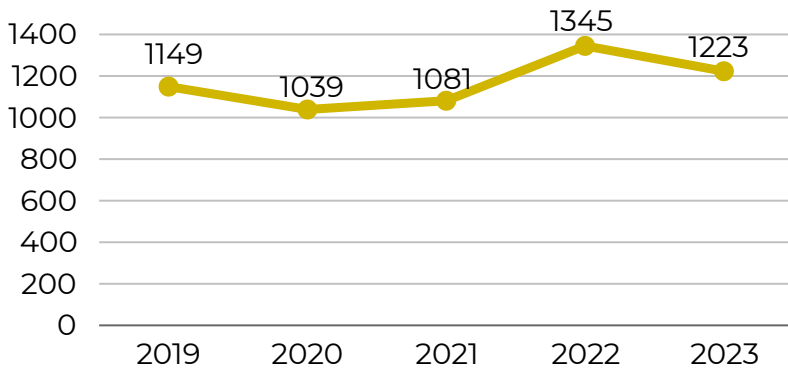




DOWNTOWN PART ONE CRIME

Part one crimes include murder, forcible sex offense, aggravated assault, robbery, burglary, larceny, motor vehicle theft, and arson.[2] This section of the statistical report focuses on the part one crimes within the downtown area of Chattanooga for the past five years.

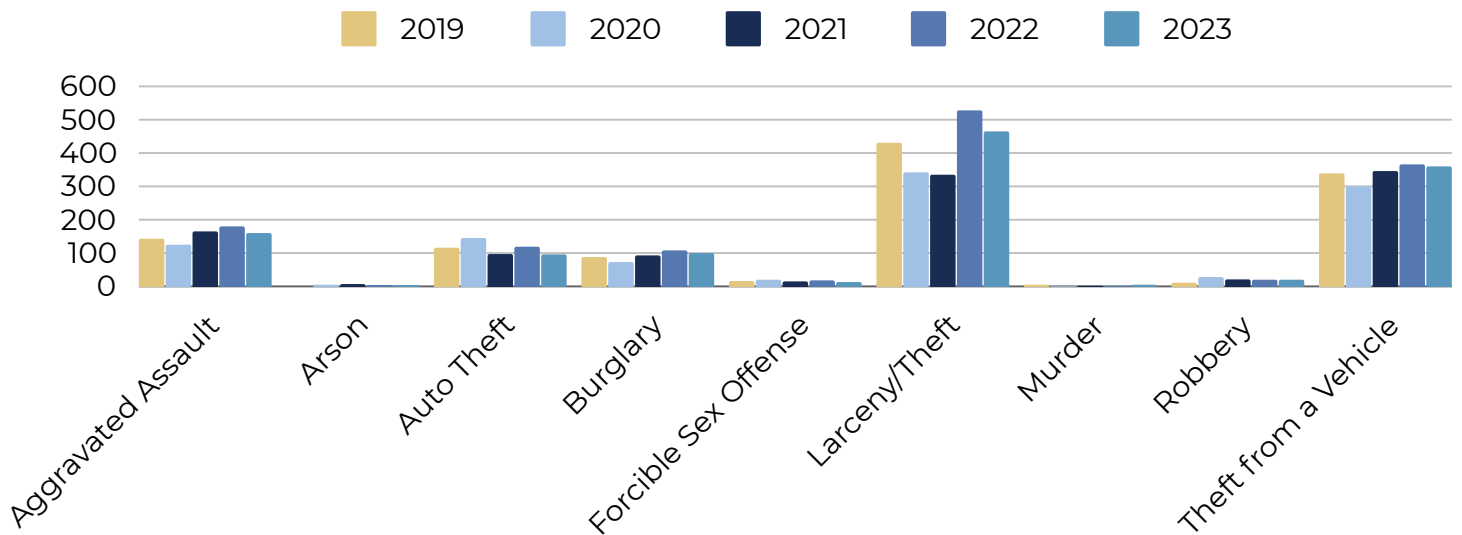
PART ONE CRIMES WITHIN THE DOWNTOWN AREA FIVE YEAR TREND BY YEAR



DOWNTOWN PART ONE CRIMES

There was a 9% decrease in downtown part one crimes since 2022

PART ONE CRIMES WITHIN THE DOWNTOWN AREA FIVE YEAR TREND BY CRIME TYPE





SOURCES

[1] - 14th Edition TIBRS Data Collection Manual

chrome-

extension://efaidnbmnnnibpcajpcgiclfndmkaj/https://www.tn.gov/content/dam/tn/tbi/documents/TIBRSDataCollectionManual14thEditionRevised12-21-20.pdf

[2] - FBI: UCR Crime in the United States Report

<https://ucr.fbi.gov/crime-in-the-u.s/2017/crime-in-the-u.s.-2017/topic-pages/larceny-theft>

[3] - National Highway Traffic Safety Administration

<https://www.nhtsa.gov/book/countermeasures-that-work/pedestrian-safety/understanding-problem>

[4] - National Harm Reduction Coalition

<https://harmreduction.org/issues/overdose-prevention/overview/overdose-basics/what-is-an-overdose/>

[5] - Bureau of Justice Statistics

chrome-extension://efaidnbmnnnibpcajpcgiclfndmkaj/https://bjs.ojp.gov/content/pub/pdf/woofccj.pdf



THANK YOU

It is our privilege to serve you...

Chief Murphy and the dedicated officers of the Chattanooga Police Department are proud to protect and serve you and your loved ones every day.

Our mission is to deliver top-tier law enforcement services to the people of Chattanooga, fostering a secure environment for all to thrive, whether at home, work, or play.

Thank you for the opportunity to serve you. Together, we are **One Chattanooga.**



CONTACT US:



Chattanooga Police Department
423-643-5000



Email Address
cpdcommunications@chattanooga.gov



Police Services Center Address
3410 Amnicola Hwy.
Chattanooga, TN 37406