

A Statistical Summary of  
Crimes Reported on The  
Campuses of All Tennessee  
Institutions of Higher  
Education



Prepared By  
The Tennessee Bureau of Investigation  
Crime Statistics Unit



**BILL HASLAM**  
Governor

## **TENNESSEE BUREAU OF INVESTIGATION**

901 R.S. Gass Boulevard  
Nashville, Tennessee 37216-2639  
(615) 744-4000  
TDD (615) 744-4001



**Mark Gwyn**  
Director

March 30, 2011

Ladies and Gentlemen:

Pursuant to the 1989 "College and University Security Information Act" (Public Chapter No. 317) enacted by the General Assembly, the Tennessee Bureau of Investigation is publishing the annual Crime on Campus Report. This report presents the nature, volume, and extent of reported crime on the campuses and in the housing of Tennessee colleges and universities during calendar year 2010.

The report is based on data submitted to the TBI through the Tennessee Incident Based Reporting System (TIBRS) program that collects data on all crimes occurring in Tennessee. All law enforcement agencies as well as colleges and universities are mandated to report crime statistics to the TBI. This report is produced from the TIBRS program and comparison statistics are included.

This report will hopefully assist law enforcement, institution administrations, and government officials in planning their efforts in the fight against crime and continue to create an awareness that crime exists as a threat in our communities. The threats to society by criminal activity must be addressed by efforts from all law-abiding citizens as well as law enforcement agencies.

I wish to express my appreciation to all institutions of higher learning that consistently support a unified crime reporting system in Tennessee. The Bureau urges all Tennesseans to continue to cooperate in reporting crime and in applying crime prevention strategies.

Sincerely,

Mark Gwyn  
Director



## **I. Introduction**

### **A. Crime on Campus Program**

The “Crime on Campus” reporting program is operated pursuant to the requirements of the “College and University Security Information Act”, (T.C.A. § 49-7-2201, *et. seq.*) enacted by the General Assembly of the State of Tennessee, effective July 1, 1989. The Act requires each institution of higher education to report to the Tennessee Bureau of Investigation data relating to crimes occurring on the campus and in student housing. The Bureau is required to prescribe the reporting form and format for the collection of such data and to publish an annual report of the results of such data submissions from each institution. The Tennessee Incident Based Reporting System (TIBRS) offense classifications are based on FBI definitions, which are used as the national standard for statistical crime reporting.

The primary objective of the reporting program is to inform the Governor, the State and Local Government Committees and the Education Committees of the Tennessee House of Representatives and Senate, the General Assembly, other government officials, and the public as to the nature and extent of crime on the campuses of Tennessee’s institutions of higher education. Such a report will also provide law enforcement administrators with criminal statistics for administrative and operational purposes.

The “Crime on Campus Report” was compiled using data from the Tennessee Incident Based Reporting System (TIBRS). TIBRS offers the advantage of more accurate reporting of crime statistics than the UCR summary system, which was used in the past. The main difference between TIBRS and UCR summary reporting is that TIBRS will allow more than one crime to be reported per incident, and the UCR summary system allowed the entry of only the most serious crime to be reported. The two systems also differ in the way offenses are defined. Homicide, assault and larceny, for example, are broken down into subcategories in TIBRS while they are established as broad categories in UCR summary reporting. Suicide and attempted suicide, which were collected in UCR summary reports under the *other* category, are not collected under TIBRS. The 2010 Crime on Campus Report includes sections for both analysis and comparison of offenses by year. The definitions of TIBRS Group A offenses will be found in Appendix A and the definitions for TIBRS Group B offenses will be found in Appendix B. Due to FBI reporting procedures, this report only includes Group B incidents for which there was a clearance by arrest, summons or citation.

## **B. Calculation of Rates**

1. **Crime Rate** – Campus population data is tabulated, as shown on the individual institution summaries which follow, based on the 2010 fall term campus population. Such population data takes into account all full-time equivalent (FTE) undergraduate and graduate students, faculty personnel and security personnel. The rate is calculated per offense category by computing the number of offenses per 1,000 persons included in the campus population, and is computed using the following formula:

$$\text{Crime Rate} = \frac{\text{Offenses Reported}}{\text{Total Campus Population}} \times 1,000$$

2. **Clearance Rate** – The percentage of offenses which were cleared is the ratio of “Offenses Cleared” to “Actual Offenses Reported”. It is expressed as a percentage and is computed using the following formula:

$$\text{Percentage Cleared} = \frac{\text{Offense Cleared}}{\text{Offenses Reported}} \times 100$$

## **C. Institution Incident Reports**

Each report reflects data for the period of January through December 2010, unless otherwise noted. This report reflects fall term campus population and is based on the data provided to the TBI by each institution each month. The monthly reports submitted to TBI are stored in a repository by the Crime Statistics Unit.

## **D. Off-Campus Reports**

T.C.A. § 49-7-2205 states that “The crime statistics shall also include crime data compilations, where available, for crimes against the students of institutions of higher education that are committed within the county where such school is located. Such information shall be taken from incidence/complaint report forms used by state, county and municipal law enforcement agencies that are submitted pursuant to T.C.A. § 38-10-102, or voluntarily for purposes of this part. Said incidence/complaint forms shall, when applicable, indicate whether the victim is a student attending an institution of higher education that is located in the county in which the crime occurred and the name of the school attended by such student.”

This law became effective January 1, 1994, and reports are included that were submitted by local law enforcement for calendar year 2010.

## II. Overview of Reported Offenses

- Reported offenses on Tennessee college campuses decreased 4.6% from 2009-2010
  - 7,190 offenses were reported in 2010
  - 7,538 offenses were reported in 2009
  - 6,902 offenses were reported in 2008
  
- Larceny/Theft Offenses comprised 38.9% of the total offenses reported in 2010
  - 38.5% of total offenses for 2009
  - 38.0% of total offenses for 2008
  
- Drug/Narcotic Violations decreased 1.5% during 2010
  
- Drug Equipment Violations increased 3.3% during 2010
  
- Reported rapes decreased from 17 in 2009 to 10 during 2010
  
- Forcible Fondling Offenses increased from 8 in 2009 to 18 in 2010
  
- Fraud Offenses decreased 23.8%
  
- 65.0% of Property Crimes have a reported loss type of Stolen
  
- 14.9% of Stolen events occur during the hours of 12:00 noon and 2:59 pm
  
- 39.3% of Stolen Property is recovered between the hours of 12:00 noon and 5:59 pm
  
- 3.5 days is the average number of days between the Stolen event occurrence and the property recovery

**Crime on Campus, Comparison Of Offenses by Year  
Total Number of Offenses Reported, 2007-2010, By Offense**

Offense Code	Offense Category	<u>Total Offenses Reported</u>				<u>Percent Change</u>			<u>Offense as % of Total</u>				
		2007	2008	2009	2010	2007-2008	2008-2009	2009-2010	2007	2008	2009	2010	
<b>Group A Offenses</b>													
200	Arson	17	8	12	10								
	<b>Assault Offenses</b>	<b>683</b>	<b>578</b>	<b>741</b>	<b>629</b>	<b>-15.4%</b>	<b>28.2%</b>	<b>-15.1%</b>		<b>9.3%</b>	<b>8.4%</b>	<b>9.8%</b>	<b>8.7%</b>
13A	Aggravated Assault	76	64	50	57	-15.8%	-21.9%	14.0%		1.0%	0.9%	0.7%	0.8%
13B	Simple Assault	345	314	429	340	-9.0%	36.6%	-20.7%		4.7%	4.5%	5.7%	4.7%
13C	Intimidation	238	190	237	219	-20.2%	24.7%	-7.6%		3.2%	2.8%	3.1%	3.0%
13D	Stalking	24	10	25	13	-58.3%	150.0%	-48.0%		0.3%	0.1%	0.3%	0.2%
510	Bribery	0	0	1	0	-	100.0%	-		0.0%	0.0%	0.0%	0.0%
220	Burglary/ Breaking & Entering	423	372	456	398	-12.1%	22.6%	-12.7%		5.7%	5.4%	6.0%	5.5%
250	Counterfeiting/Forgery	17	25	52	17	47.1%	108.0%	-67.3%		0.2%	0.4%	0.7%	0.2%
290	Destruction/Damage/Vandalism	915	852	809	735	-6.9%	-5.0%	-9.1%		12.4%	12.3%	10.7%	10.2%
	<b>Drug/Narcotic Offenses</b>	<b>527</b>	<b>526</b>	<b>613</b>	<b>614</b>	<b>-0.2%</b>	<b>16.5%</b>	<b>0.2%</b>		<b>7.1%</b>	<b>7.6%</b>	<b>8.1%</b>	<b>8.5%</b>
35A	Drugs/Narcotics Violation	336	348	403	397	3.6%	15.8%	-1.5%		4.6%	5.0%	5.3%	5.5%
35B	Drug Equipment Violation	191	178	210	217	-6.8%	18.0%	3.3%		2.6%	2.6%	2.8%	3.0%
270	Embezzlement	23	11	17	15	-52.2%	54.5%	-11.8%		0.3%	0.2%	0.2%	0.2%
210	Extortion/Blackmail	1	2	3	1	100.0%	50.0%	-66.7%		0.0%	0.0%	0.0%	0.0%
	<b>Fraud Offenses</b>	<b>86</b>	<b>60</b>	<b>105</b>	<b>80</b>	<b>-30.2%</b>	<b>75.0%</b>	<b>-23.8%</b>		<b>1.2%</b>	<b>0.9%</b>	<b>1.4%</b>	<b>1.1%</b>
26A	False Pretenses/Swindle/Con	26	14	30	26	-46.2%	114.3%	-13.3%		0.4%	0.2%	0.4%	0.4%
26B	Credit Card/ATM	25	24	41	25	-4.0%	70.8%	-39.0%		0.3%	0.3%	0.5%	0.3%
26C	Impersonation	33	21	33	26	-36.4%	57.1%	-21.2%		0.4%	0.3%	0.4%	0.4%
26D	Welfare Fraud	0	0	0	1	-	-	100.0%		0.0%	0.0%	0.0%	0.0%
26E	Wire Fraud	2	1	1	2	-50.0%	0.0%	100.0%		0.0%	0.0%	0.0%	0.0%
	<b>Gambling Offenses</b>	<b>1</b>	<b>0</b>	<b>3</b>	<b>0</b>	<b>-</b>	<b>100.0%</b>	<b>-</b>		<b>0.0%</b>	<b>0.0%</b>	<b>0.0%</b>	<b>0.0%</b>
39A	Betting/Wagering	1	0	1	0	-	100.0%	-		0.0%	0.0%	0.0%	0.0%
39B	Operation/Promoting/Assisting	0	0	0	0	-	-	-		0.0%	0.0%	0.0%	0.0%
39C	Gambling Equipment Violation	0	0	2	0	-	100.0%	-		0.0%	0.0%	0.0%	0.0%
39D	Sports Tampering	0	0	0	0	-	-	-		0.0%	0.0%	0.0%	0.0%
	<b>Homicide Offenses</b>	<b>2</b>	<b>0</b>	<b>1</b>	<b>0</b>	<b>-</b>	<b>100.0%</b>	<b>-</b>		<b>0.0%</b>	<b>0.0%</b>	<b>0.0%</b>	<b>0.0%</b>
09A	Murder/Nonnegligent Manslaughter	1	0	1	0	-	100.0%	-		0.0%	0.0%	0.0%	0.0%
09B	Negligent Manslaughter	1	0	0	0	-	-	-		0.0%	0.0%	0.0%	0.0%
100	Kidnapping/Abduction	4	1	3	5	-75.0%	200.0%	66.7%		0.1%	0.0%	0.0%	0.1%
	<b>Larceny/Theft Offenses</b>	<b>2,538</b>	<b>2,624</b>	<b>2,903</b>	<b>2,799</b>	<b>3.4%</b>	<b>10.6%</b>	<b>-3.6%</b>		<b>34.4%</b>	<b>38.0%</b>	<b>38.5%</b>	<b>38.9%</b>
23A	Pocket-Picking	10	6	7	5	-40.0%	16.7%	-28.6%		0.1%	0.1%	0.1%	0.1%
23B	Purse-Snatching	8	4	1	1	-50.0%	-75.0%	0.0%		0.1%	0.1%	0.0%	0.0%
23C	Shoplifting	27	23	184	121	-14.8%	700.0%	-34.2%		0.4%	0.3%	2.4%	1.7%
23D	Theft from Building	1,240	1,230	1,456	1,490	-0.8%	18.4%	2.3%		16.8%	17.8%	19.3%	20.7%
23E	Theft from Coin Machine	67	30	22	22	-55.2%	-26.7%	0.0%		0.9%	0.4%	0.3%	0.3%
23F	Theft from Motor Vehicle	474	504	545	495	6.3%	8.1%	-9.2%		6.4%	7.3%	7.2%	6.9%
23G	Theft of Vehicle Parts	227	218	188	191	-4.0%	-13.8%	1.6%		3.1%	3.2%	2.5%	2.7%
23H	All Other Larceny	485	609	500	474	25.6%	-17.9%	-5.2%		6.6%	8.8%	6.6%	6.6%

**Crime on Campus, Comparison Of Offenses by Year**

Offense Code	Offense Category	Total Offenses Reported				Percent Change			Offense as % of Total			
		2007	2008	2009	2010	2007-2008	2008-2009	2009-2010	2007	2008	2009	2010
240	Motor Vehicle Theft	84	49	54	53	-41.7%	10.2%	-1.9%	1.1%	0.7%	0.7%	0.7%
370	Pornography/Obscene Material	4	6	2	1	50.0%	-66.7%	-50.0%	0.1%	0.1%	0.0%	0.0%
	<b>Prostitution Offenses</b>	<b>0</b>	<b>0</b>	<b>1</b>	<b>0</b>	<b>-</b>	<b>100.0%</b>	<b>-</b>	<b>0.0%</b>	<b>0.0%</b>	<b>0.0%</b>	<b>0.0%</b>
40A	Prostitution	0	0	1	0	-	100.0%	-	0.0%	0.0%	0.0%	0.0%
40B	Assisting/Promotion Prostitution	0	0	0	0	-	-	-	0.0%	0.0%	0.0%	0.0%
120	<b>Robbery</b>	<b>26</b>	<b>26</b>	<b>20</b>	<b>30</b>	<b>0.0%</b>	<b>-23.1%</b>	<b>50.0%</b>	<b>0.4%</b>	<b>0.4%</b>	<b>0.3%</b>	<b>0.4%</b>
	<b>Sex Offenses, Forcible</b>	<b>40</b>	<b>19</b>	<b>28</b>	<b>30</b>	<b>-52.5%</b>	<b>47.4%</b>	<b>7.1%</b>	<b>0.5%</b>	<b>0.3%</b>	<b>0.4%</b>	<b>0.4%</b>
11A	Forcible Rape	25	12	17	10	-52.0%	41.7%	-41.2%	0.3%	0.2%	0.2%	0.1%
11B	Forcible Sodomy	1	1	2	0	0.0%	100.0%	-	0.0%	0.0%	0.0%	0.0%
11C	Sexual Assault with an Object	3	1	1	2	100.0%	0.0%	100.0%	0.0%	0.0%	0.0%	0.0%
11D	Forcible Fondling	11	5	8	18	-54.5%	60.0%	125.0%	0.1%	0.1%	0.1%	0.3%
	<b>Sex Offenses, Nonforcible</b>	<b>1</b>	<b>1</b>	<b>1</b>	<b>0</b>	<b>0.0%</b>	<b>0.0%</b>	<b>-</b>	<b>0.0%</b>	<b>0.0%</b>	<b>0.0%</b>	<b>0.0%</b>
36A	Incest	0	1	0	0	100.0%	-	-	0.0%	0.0%	0.0%	0.0%
36B	Statutory Rape	1	0	1	0	-	100.0%	-	0.0%	0.0%	0.0%	0.0%
280	<b>Stolen Property Offenses</b>	<b>8</b>	<b>9</b>	<b>8</b>	<b>5</b>	<b>12.5%</b>	<b>-11.1%</b>	<b>-37.5%</b>	<b>0.1%</b>	<b>0.1%</b>	<b>0.1%</b>	<b>0.1%</b>
520	<b>Weapon Law Violations</b>	<b>45</b>	<b>40</b>	<b>43</b>	<b>49</b>	<b>-11.1%</b>	<b>7.5%</b>	<b>14.0%</b>	<b>0.6%</b>	<b>0.6%</b>	<b>0.6%</b>	<b>0.7%</b>
	<b>Group B Offenses</b>											
90A	Bad Checks	0	2	2	1	100.0%	0.0%	-50.0%	0.0%	0.0%	0.0%	0.0%
90B	Curfew/Loitering/Vagrancy	2	2	21	47	0.0%	950.0%	123.8%	0.0%	0.0%	0.3%	0.7%
90C	Disorderly Conduct	120	93	58	123	-22.5%	-37.6%	112.1%	1.6%	1.3%	0.8%	1.7%
90D	Driving Under the Influence	189	225	217	155	19.0%	-3.6%	-28.6%	2.6%	3.3%	2.9%	2.2%
90E	Drunkenness	385	348	387	278	-9.6%	11.2%	-28.2%	5.2%	5.0%	5.1%	3.9%
90F	Family Offenses, Nonviolent	2	4	0	0	100.0%	-	-	0.0%	0.1%	0.0%	0.0%
90G	Liquor Law Violation	977	799	825	852	-18.2%	3.3%	3.3%	13.3%	11.6%	10.9%	11.8%
90H	Peeping Tom	0	0	0	0	-	-	-	0.0%	0.0%	0.0%	0.0%
90I	Runaway	2	0	2	1	-	100.0%	-50.0%	0.0%	0.0%	0.0%	0.0%
90J	Trespass of Real Property	192	143	110	118	-25.5%	-23.1%	7.3%	2.6%	2.1%	1.5%	1.6%
90Z	All Other Offenses	57	77	40	144	35.1%	-48.1%	260.0%	0.8%	1.1%	0.5%	2.0%
	<b>Total Offenses for the Year</b>	<b>7,371</b>	<b>6,902</b>	<b>7,538</b>	<b>7,190</b>	<b>-6.4%</b>	<b>9.2%</b>	<b>-4.6%</b>	<b>100.0%</b>	<b>100.0%</b>	<b>100.0%</b>	<b>100.0%</b>

**Footnote:**

The number zero (0) is defined as infinite by basic mathematical rules and is not divisible. Therefore, all calculations in the analysis using zero (0) result in a undefined result ( - ).

### Violent Crime Comparison

Offense Code	Offense Category	Total Offenses Reported				Percent Change 2009-2010
		2007	2008	2009	2010	
13A	Aggravated Assault	76	64	50	57	14.0%
09A	Murder/Nonnegligent Manslaughter	2	0	1	0	-
100	Kidnapping/Abduction	4	1	3	5	66.7%
120	Robbery	26	26	20	30	50.0%
11A	Forcible Rape	25	12	17	10	-41.2%
11B	Forcible Sodomy	1	1	2	0	-
11C	Sexual Assault with an Object	3	1	1	2	100.0%
11D	Forcible Fondling	11	5	8	18	125.0%
<b>Total Violent Crimes</b>		<b>148</b>	<b>110</b>	<b>102</b>	<b>122</b>	<b>19.6%</b>



## Non-Violent Crime Comparison

Offense Code	Offense Category	Total Offenses Reported				Percent Change		
		2007	2008	2009	2010	2007-2008	2008-2009	2009-2010
200	Arson	17	8	12	10	-52.9%	50.0%	-16.7%
13B	Simple Assault	345	314	429	340	-9.0%	36.6%	-20.7%
13C	Intimidation	238	190	237	219	-20.2%	24.7%	-7.6%
13D	Stalking	24	10	25	13	-58.3%	150.0%	-48.0%
510	Bribery	0	0	1	0	-	100.0%	-
220	Burglary/ Breaking & Entering	423	372	456	398	-12.1%	22.6%	-12.7%
250	Counterfeiting/Forgery	17	25	52	17	47.1%	108.0%	-67.3%
290	Destruction/Damage/Vandalism	915	852	809	735	-6.9%	-5.0%	-9.1%
35A	Drugs/Narcotics Violation	336	348	403	397	3.6%	15.8%	-1.5%
35B	Drug Equipment Violation	191	178	210	217	-6.8%	18.0%	3.3%
270	Embezzlement	23	11	17	15	-52.2%	54.5%	-11.8%
210	Extortion/Blackmail	1	2	3	1	100.0%	50.0%	-66.7%
26A	False Pretenses/Swindle/Con	26	14	30	26	-46.2%	114.3%	-13.3%
26B	Credit Card/ATM	23	24	41	25	4.3%	70.8%	-39.0%
26C	Impersonation	33	21	33	26	-36.4%	57.1%	-21.2%
26D	Welfare Fraud	0	0	0	1	-	-	100.0%
26E	Wire Fraud	2	1	1	2	-50.0%	0.0%	100.0%
39A	Betting/Wagering	1	0	1	0	-	100.0%	-
39B	Operation/Promoting/Assisting	0	0	0	0	-	-	-
39C	Gambling Equipment Violation	0	0	2	0	-	100.0%	-
39D	Sports Tampering	0	0	0	0	-	-	-
09B	Negligent Manslaughter	1	0	0	0	-	-	-
23A	Pocket-Picking	10	6	7	5	-40.0%	16.7%	-28.6%
23B	Purse-Snatching	8	4	1	1	-50.0%	-75.0%	0.0%
23C	Shoplifting	27	23	184	121	-14.8%	700.0%	-34.2%
23D	Theft from Building	1,240	1,230	1,456	1,490	-0.8%	18.4%	2.3%
23E	Theft from Coin Machine	67	30	22	22	-55.2%	-26.7%	0.0%
23F	Theft from Motor Vehicle	474	504	545	495	6.3%	8.1%	-9.2%
23G	Theft of Vehicle Parts	227	218	188	191	-4.0%	-13.8%	1.6%
23H	All Other Larceny	485	609	500	474	25.6%	-17.9%	-5.2%
240	Motor Vehicle Theft	84	49	54	53	-41.7%	10.2%	-1.9%
370	Pornography/Obscene Material	4	6	2	1	50.0%	-66.7%	-50.0%
40A	Prostitution	0	0	1	0	-	100.0%	-
40B	Assisting/Promotion Prostitution	0	0	0	0	-	-	-
36A	Incest	0	1	0	0	100.0%	-	-
36B	Statutory Rape	1	0	1	0	-	100.0%	-
280	Stolen Property Offenses	8	9	8	5	12.5%	-11.1%	-37.5%
520	Weapon Law Violations	45	40	43	49	-11.1%	7.5%	14.0%
90A	Bad Checks	0	2	2	1	-	0.0%	-50.0%
90B	Curfew/Loitering/Vagrancy	2	0	21	47	-	100.0%	123.8%
90C	Disorderly Conduct	120	93	58	123	-22.5%	-37.6%	112.1%
90D	Driving Under the Influence	189	225	217	155	19.0%	-3.6%	-28.6%
90E	Drunkness	385	348	387	278	-9.6%	11.2%	-28.2%
90F	Family Offenses, Nonviolent	2	4	0	0	100.0%	-100.0%	-
90G	Liquor Law Violation	977	799	825	852	-18.2%	3.3%	3.3%
90H	Peeping Tom	0	0	0	0	-	-	-
90I	Runaway	2	0	2	1	-	100.0%	-50.0%
90J	Trespass of Real Property	192	143	110	118	-25.5%	-23.1%	7.3%
90Z	All Other Offenses	57	77	40	144	35.1%	-48.1%	260.0%
<b>Total Non-Violent Crimes</b>		<b>7,222</b>	<b>6,790</b>	<b>7,436</b>	<b>7,068</b>	<b>-6.0%</b>	<b>9.5%</b>	<b>-4.9%</b>

### Weapons Used

Offense	Firearm (Type Not Stated)	Handgun	Handgun- Automatic	Rifle	Shotgun	Other Firearm	Knife/Cutting Instrument (Icepick, Ax, Etc.)
Aggravated Assault	2	7	0	0	0	1	15
Forcible Rape	0	0	0	0	0	0	0
Forcible Fondling	0	0	0	0	0	0	0
Kidnapping/Abduction	0	2	0	0	0	0	1
Robbery	5	9	0	0	0	1	3
Sexual Assault W/Object	0	0	0	0	0	0	0
Simple Assault	0	0	0	0	0	0	0
Weapon Law Violations	6	15	3	2	2	2	13
<b>Total</b>	<b>13</b>	<b>33</b>	<b>3</b>	<b>2</b>	<b>2</b>	<b>4</b>	<b>32</b>

Offense	Blunt Object (Club, Hammer, Etc.)	Motor Vehicle as Weapon	Personal Weapons (Hands, Feet, Teeth, Etc.)	Explosives	Fire / Incendiary Device	Other
Aggravated Assault	5	9	13	0	0	8
Forcible Rape	0	0	5	0	0	1
Forcible Fondling	0	0	16	0	0	1
Kidnapping/Abduction	0	1	3	0	0	0
Robbery	0	0	8	0	0	2
Sexual Assault W/Object	0	0	1	0	0	0
Simple Assault	0	0	275	0	0	40
Weapon Law Violations	6	0	0	2	1	2
<b>Total</b>	<b>11</b>	<b>10</b>	<b>321</b>	<b>2</b>	<b>1</b>	<b>54</b>

### Victim To Offender Relationship

Offense	Spouse	Ex-Spouse	Boyfriend / Girlfriend	Homosexual Relationship	Child	Sibling	Parent	In-Law	Other Family Member
Aggravated Assault	2	1	3	1	2	0	0	2	0
Burglary	0	0	0	0	0	0	0	0	0
Destruction/Damage/Vandalism	0	1	1	0	0	0	0	0	0
Forcible Fondling	0	0	0	0	0	0	0	0	0
Forcible Rape	0	0	1	0	0	0	0	0	0
Intimidation	3	3	15	0	0	1	0	2	1
Kidnaping/Abduction	0	0	1	0	0	0	0	0	0
Motor Vehicle Theft	0	0	0	0	0	0	0	0	0
Robbery	0	0	1	0	0	0	0	0	0
Sexual Assault W/Object	0	0	0	0	0	0	0	0	0
Simple Assault	3	1	65	4	0	4	4	0	5
Stalking	0	0	5	0	0	0	0	0	0
Stolen Property Offenses	0	0	0	0	0	0	0	0	0
Theft - All Other Larceny	0	0	1	0	0	0	0	0	0
Theft - Shoplifting	0	0	0	0	0	0	0	0	0
Theft From Building	0	0	0	0	0	0	0	0	0
<b>Total</b>	<b>8</b>	<b>6</b>	<b>93</b>	<b>5</b>	<b>2</b>	<b>5</b>	<b>4</b>	<b>4</b>	<b>6</b>

Offense	Friend	Employer	Employee	Neighbor	Acquaintance	Otherwise Known	Stranger	Victim was Offender	Unknown
Aggravated Assault	1	0	0	0	11	9	6	2	18
Burglary	0	0	0	0	0	1	0	0	0
Destruction/Damage/Vandalism	0	0	0	0	0	0	0	0	1
Forcible Fondling	0	0	0	0	2	5	6	0	5
Forcible Rape	2	0	0	0	2	4	1	0	0
Intimidation	11	0	2	0	40	51	22	0	59
Kidnaping/Abduction	0	0	0	0	0	1	1	0	2
Motor Vehicle Theft	0	0	0	0	0	0	0	0	1
Robbery	0	0	0	0	3	0	12	0	19
Sexual Assault W/Object	0	0	0	0	2	0	0	0	0
Simple Assault	24	1	0	1	76	64	52	39	35
Stalking	2	0	0	0	0	3	1	0	1
Stolen Property Offenses	0	0	0	0	0	0	0	0	0
Theft - All Other Larceny	0	0	0	0	0	0	0	0	0
Theft - Shoplifting	0	0	0	0	0	0	1	0	0
Theft From Building	0	0	0	0	0	0	2	0	0
<b>Total</b>	<b>40</b>	<b>1</b>	<b>2</b>	<b>1</b>	<b>136</b>	<b>138</b>	<b>104</b>	<b>41</b>	<b>141</b>

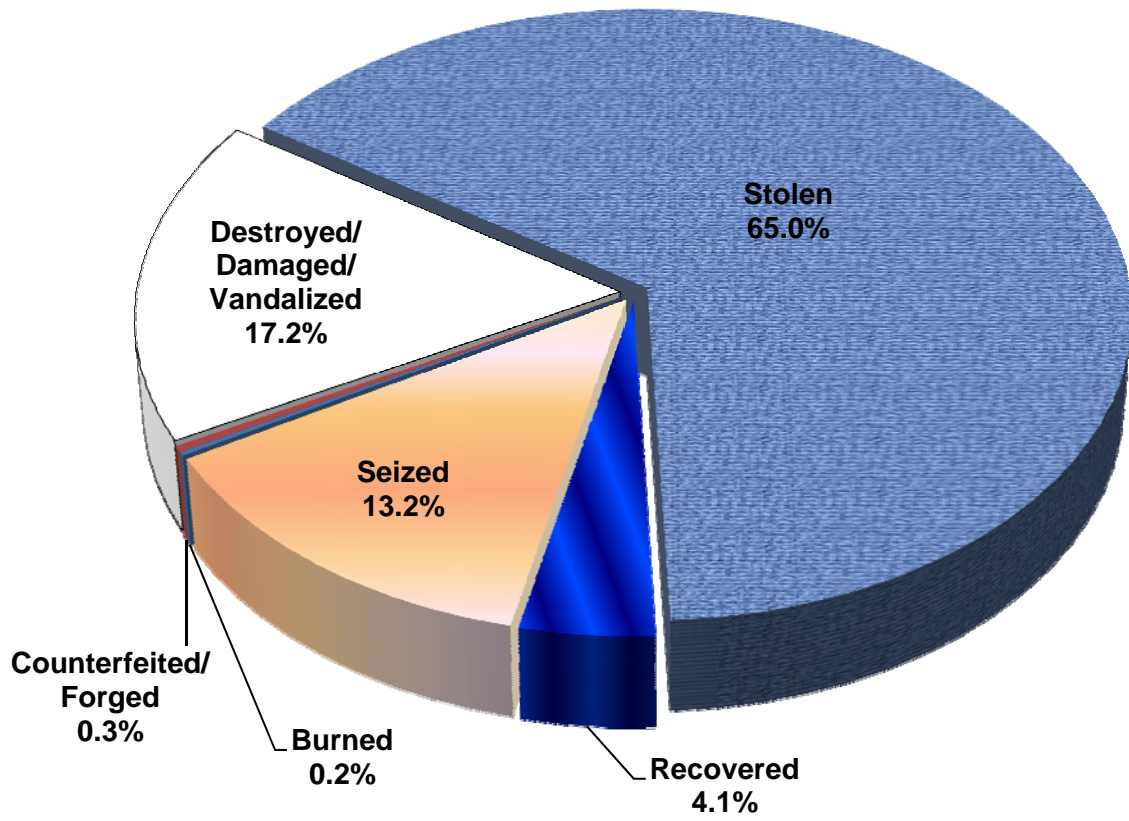
Note: This report represents a count of relationships and not victims. If more than one offender committed the offense, then each relationship to the victim is counted.

### Property by Loss Type

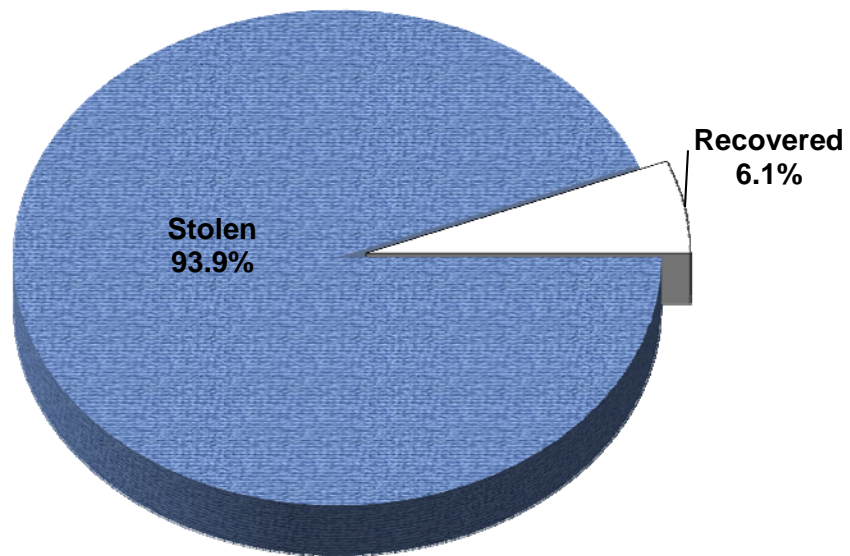
Property Description	Burned	Counterfeited / Forged	Destroyed/ Damaged/ Vandalized	Stolen	Recovered	Seized
Alcohol	0	0	0	3	0	4
Automobiles	0	0	308	39	7	0
Bicycles	0	0	5	287	19	0
Buses	0	0	1	2	0	1
Clothes/Furs	1	0	1	163	16	0
Computer Hardware/Software	0	0	10	707	34	0
Consumable Goods	1	0	3	89	11	0
Credit/Debit Cards	0	0	0	341	22	0
Drug/Narcotic Equipment	0	0	0	4	0	325
Drugs/Narcotics	0	0	0	62	2	485
Firearms	0	0	0	5	0	4
Heavy Construction/Industrial Equipment	0	0	1	8	0	0
Household Goods	2	0	31	65	3	0
Jewelry/Precious Metals	0	0	0	53	12	0
Money	0	3	0	528	15	4
Negotiable Instruments	0	3	0	38	3	0
Non-Consumable Merchandise	0	0	3	47	8	0
Nonnegotiable Instruments	0	5	0	56	7	0
Office Equipment	0	0	5	49	2	0
Other	3	3	189	1,248	75	35
Other Motor Vehicles	1	0	4	15	7	0
Purses/Handbags/Wallets	0	0	0	509	41	3
Radios/TVs/VCRs	0	0	8	248	6	0
Recordings-Audio/Visual	0	0	1	73	2	0
Recreational Vehicles	0	0	1	0	0	0
Special FBI Designated Category*	0	0	0	1	0	0
Structures - Commercial/Business	0	0	28	0	0	0
Structures - Other	1	0	51	0	0	0
Structures - Other Dwelling	1	0	69	0	0	0
Structures - Public/Community	0	0	51	0	0	0
Structures - Single Occupancy Dwelling	0	0	17	0	0	0
Tools	0	0	0	64	2	0
Trucks	0	0	15	3	1	0
Vehicle Parts and Accessories	0	0	17	264	10	0
Watercraft	0	0	0	3	0	0
<b>Total</b>	<b>10</b>	<b>14</b>	<b>819</b>	<b>4,974</b>	<b>305</b>	<b>861</b>

Note: \* Agency entered crime incorrectly and is updating the event. Please visit [www.tncrimeonline.com](http://www.tncrimeonline.com) to find the most recent data.

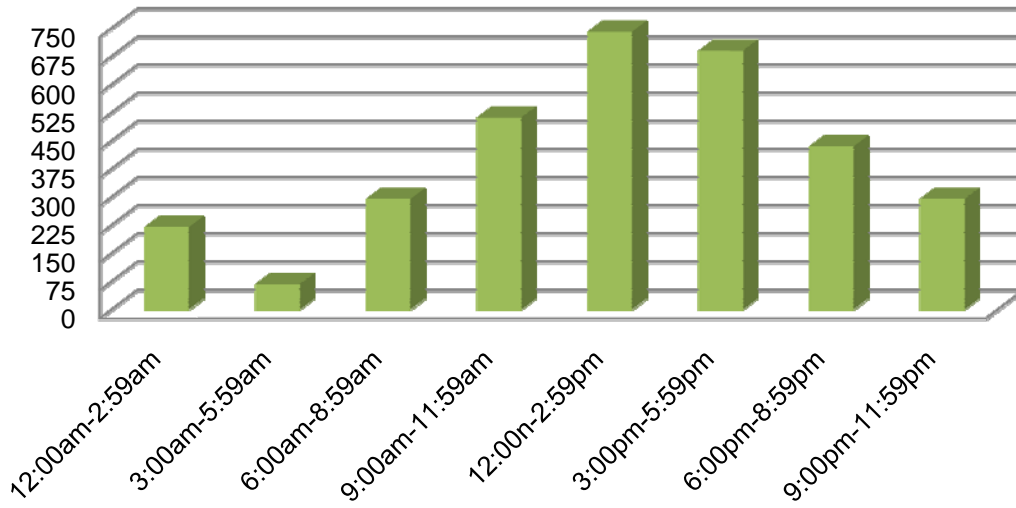
### Property Crimes by Loss Type



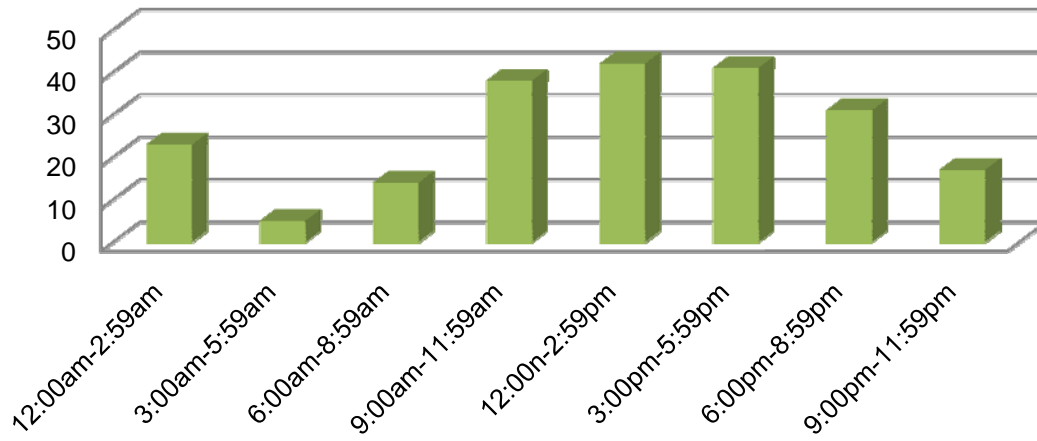
### Property: Stolen/Recovered




### Stolen Events by Time of Day



### Recovered Events by Time of Day



On-Campus Institutions' Summaries



## Aquinas College - 2010

GROUP A OFFENSES	Offense	Rate per 1,000	Cleared	% Cleared
<b>Homicide Offenses (Total)</b>	<b>0</b>	<b>0.0</b>	<b>0</b>	<b>0.0</b>
Murder	0	0.0	0	0.0
Negligent Manslaughter	0	0.0	0	0.0
<b>Kidnaping/Abduction</b>	<b>0</b>	<b>0.0</b>	<b>0</b>	<b>0.0</b>
<b>Sex Offenses (Forcible) (Total)</b>	<b>0</b>	<b>0.0</b>	<b>0</b>	<b>0.0</b>
Forcible Rape	0	0.0	0	0.0
Forcible Sodomy	0	0.0	0	0.0
Sexual Assault W/Object	0	0.0	0	0.0
Forcible Fondling	0	0.0	0	0.0
<b>Robbery</b>	<b>0</b>	<b>0.0</b>	<b>0</b>	<b>0.0</b>
<b>Assault Offenses (Total)</b>	<b>0</b>	<b>0.0</b>	<b>0</b>	<b>0.0</b>
Aggravated Assault	0	0.0	0	0.0
Simple Assault	0	0.0	0	0.0
Intimidation	0	0.0	0	0.0
Stalking	0	0.0	0	0.0
<b>Arson</b>	<b>0</b>	<b>0.0</b>	<b>0</b>	<b>0.0</b>
<b>Extortion/Blackmail</b>	<b>0</b>	<b>0.0</b>	<b>0</b>	<b>0.0</b>
<b>Burglary</b>	<b>0</b>	<b>0.0</b>	<b>0</b>	<b>0.0</b>
<b>Larceny/Theft Offenses (Total)</b>	<b>0</b>	<b>0.0</b>	<b>0</b>	<b>0.0</b>
Theft - Pocket-picking	0	0.0	0	0.0
Theft - Purse Snatching	0	0.0	0	0.0
Theft - Shoplifting	0	0.0	0	0.0
Theft From Building	0	0.0	0	0.0
Theft From Coin Machine	0	0.0	0	0.0
Theft From Motor Vehicle	0	0.0	0	0.0
Theft of Motor Vehicle Parts	0	0.0	0	0.0
Theft - All Other Larceny	0	0.0	0	0.0
<b>Motor Vehicle Theft</b>	<b>0</b>	<b>0.0</b>	<b>0</b>	<b>0.0</b>
<b>Counterfeiting/Forgery</b>	<b>0</b>	<b>0.0</b>	<b>0</b>	<b>0.0</b>
<b>Fraud Offenses (Total)</b>	<b>0</b>	<b>0.0</b>	<b>0</b>	<b>0.0</b>
Fraud - False Pretenses	0	0.0	0	0.0
Fraud - Credit Card/ATM	0	0.0	0	0.0
Fraud - Impersonation	0	0.0	0	0.0
Fraud - Welfare	0	0.0	0	0.0
Fraud - Wire	0	0.0	0	0.0
<b>Embezzlement</b>	<b>0</b>	<b>0.0</b>	<b>0</b>	<b>0.0</b>
<b>Stolen Property Offenses</b>	<b>0</b>	<b>0.0</b>	<b>0</b>	<b>0.0</b>
<b>Destruction/Damage/Vandalism</b>	<b>0</b>	<b>0.0</b>	<b>0</b>	<b>0.0</b>
<b>Drug/Narcotic Violations (Total)</b>	<b>0</b>	<b>0.0</b>	<b>0</b>	<b>0.0</b>
Drug/Narcotic Violations	0	0.0	0	0.0
Drug/Narcotic Equipment Violations	0	0.0	0	0.0

GROUP A OFFENSES	Offense	Rate per 1,000	Cleared	% Cleared
<b>Sex Offenses (Nonforcible) (Total)</b>	<b>0</b>	<b>0.0</b>	<b>0</b>	<b>0.0</b>
Incest	0	0.0	0	0.0
Statutory Rape	0	0.0	0	0.0
<b>Pornography/Obscene Material</b>	<b>0</b>	<b>0.0</b>	<b>0</b>	<b>0.0</b>
<b>Gambling Offenses (Total)</b>	<b>0</b>	<b>0.0</b>	<b>0</b>	<b>0.0</b>
Gambling - Betting/Wagering	0	0.0	0	0.0
Gambling - Operating/Promoting	0	0.0	0	0.0
Gambling - Equipment Violations	0	0.0	0	0.0
Gambling - Sports Tampering	0	0.0	0	0.0
<b>Prostitution Offenses (Total)</b>	<b>0</b>	<b>0.0</b>	<b>0</b>	<b>0.0</b>
Prostitution	0	0.0	0	0.0
Prostitution Assisting/Promoting	0	0.0	0	0.0
<b>Bribery</b>	<b>0</b>	<b>0.0</b>	<b>0</b>	<b>0.0</b>
<b>Weapon Law Violations</b>	<b>0</b>	<b>0.0</b>	<b>0</b>	<b>0.0</b>

GROUP B OFFENSES	Offenses	Rate per 1,000
Bad Checks	0	0.0
Curfew/Vagrancy	0	0.0
Disorderly Conduct	0	0.0
DUI	0	0.0
Drunkenness	0	0.0
Family-Non Violent	0	0.0
Liquor Law Violations	0	0.0
Peeping Tom	0	0.0
Runaway	0	0.0
Trespass	0	0.0
All Other Offenses	0	0.0

2010 Fall Term Campus Population	
Undergraduate Enrollment	740
Graduate Enrollment	0
Staff Personnel	44
Faculty Personnel	92
Security Personnel	1
<b>Total Campus Population</b>	<b>877</b>





## Austin Peay State University - 2010

GROUP A OFFENSES	Offense	Rate per 1,000	Cleared	% Cleared
<b>Homicide Offenses (Total)</b>	<b>0</b>	<b>0.0</b>	<b>0</b>	<b>0.0</b>
Murder	0	0.0	0	0.0
Negligent Manslaughter	0	0.0	0	0.0
<b>Kidnaping/Abduction</b>	<b>1</b>	<b>0.1</b>	<b>0</b>	<b>0.0</b>
<b>Sex Offenses (Forcible) (Total)</b>	<b>1</b>	<b>0.1</b>	<b>0</b>	<b>0.0</b>
Forcible Rape	1	0.1	0	0.0
Forcible Sodomy	0	0.0	0	0.0
Sexual Assault W/Object	0	0.0	0	0.0
Forcible Fondling	0	0.0	0	0.0
<b>Robbery</b>	<b>0</b>	<b>0.0</b>	<b>0</b>	<b>0.0</b>
<b>Assault Offenses (Total)</b>	<b>7</b>	<b>0.8</b>	<b>4</b>	<b>57.1</b>
Aggravated Assault	0	0.0	0	0.0
Simple Assault	7	0.8	4	57.1
Intimidation	0	0.0	0	0.0
Stalking	0	0.0	0	0.0
<b>Arson</b>	<b>0</b>	<b>0.0</b>	<b>0</b>	<b>0.0</b>
<b>Extortion/Blackmail</b>	<b>0</b>	<b>0.0</b>	<b>0</b>	<b>0.0</b>
<b>Burglary</b>	<b>7</b>	<b>0.8</b>	<b>1</b>	<b>14.3</b>
<b>Larceny/Theft Offenses (Total)</b>	<b>91</b>	<b>10.3</b>	<b>2</b>	<b>2.2</b>
Theft - Pocket-picking	0	0.0	0	0.0
Theft - Purse Snatching	0	0.0	0	0.0
Theft - Shoplifting	2	0.2	0	0.0
Theft From Building	47	5.3	2	4.3
Theft From Coin Machine	0	0.0	0	0.0
Theft From Motor Vehicle	31	3.5	0	0.0
Theft of Motor Vehicle Parts	3	0.3	0	0.0
Theft - All Other Larceny	8	0.9	0	0.0
<b>Motor Vehicle Theft</b>	<b>0</b>	<b>0.0</b>	<b>0</b>	<b>0.0</b>
<b>Counterfeiting/Forgery</b>	<b>0</b>	<b>0.0</b>	<b>0</b>	<b>0.0</b>
<b>Fraud Offenses (Total)</b>	<b>0</b>	<b>0.0</b>	<b>0</b>	<b>0.0</b>
Fraud - False Pretenses	0	0.0	0	0.0
Fraud - Credit Card/ATM	0	0.0	0	0.0
Fraud - Impersonation	0	0.0	0	0.0
Fraud - Welfare	0	0.0	0	0.0
Fraud - Wire	0	0.0	0	0.0
<b>Embezzlement</b>	<b>0</b>	<b>0.0</b>	<b>0</b>	<b>0.0</b>
<b>Stolen Property Offenses</b>	<b>0</b>	<b>0.0</b>	<b>0</b>	<b>0.0</b>
<b>Destruction/Damage/Vandalism</b>	<b>10</b>	<b>1.1</b>	<b>0</b>	<b>0.0</b>
<b>Drug/Narcotic Violations (Total)</b>	<b>2</b>	<b>0.2</b>	<b>1</b>	<b>50.0</b>
Drug/Narcotic Violations	2	0.2	1	50.0
Drug/Narcotic Equipment Violations	0	0.0	0	0.0

GROUP A OFFENSES	Offense	Rate per 1,000	Cleared	% Cleared
<b>Sex Offenses (Nonforcible) (Total)</b>	<b>0</b>	<b>0.0</b>	<b>0</b>	<b>0.0</b>
Incest	0	0.0	0	0.0
Statutory Rape	0	0.0	0	0.0
<b>Pornography/Obscene Material</b>	<b>0</b>	<b>0.0</b>	<b>0</b>	<b>0.0</b>
<b>Gambling Offenses (Total)</b>	<b>0</b>	<b>0.0</b>	<b>0</b>	<b>0.0</b>
Gambling - Betting/Wagering	0	0.0	0	0.0
Gambling - Operating/Promoting	0	0.0	0	0.0
Gambling - Equipment Violations	0	0.0	0	0.0
Gambling - Sports Tampering	0	0.0	0	0.0
<b>Prostitution Offenses (Total)</b>	<b>0</b>	<b>0.0</b>	<b>0</b>	<b>0.0</b>
Prostitution	0	0.0	0	0.0
Prostitution Assisting/Promoting	0	0.0	0	0.0
<b>Bribery</b>	<b>0</b>	<b>0.0</b>	<b>0</b>	<b>0.0</b>
<b>Weapon Law Violations</b>	<b>0</b>	<b>0.0</b>	<b>0</b>	<b>0.0</b>

GROUP B OFFENSES	Offenses	Rate per 1,000
Bad Checks	0	0.0
Curfew/Vagrancy	0	0.0
Disorderly Conduct	0	0.0
DUI	0	0.0
Drunkenness	4	0.5
Family-Non Violent	0	0.0
Liquor Law Violations	9	1.0
Peeping Tom	0	0.0
Runaway	0	0.0
Trespass	0	0.0
All Other Offenses	0	0.0

2010 Fall Term Campus Population	
Undergraduate Enrollment	9,835
Graduate Enrollment	888
Staff Personnel	483
Faculty Personnel	540
Security Personnel	32
<b>Total Campus Population</b>	<b>11,778</b>



## Baptist Memorial College of Health Sciences - 2010

GROUP A OFFENSES	Offense	Rate per 1,000	Cleared	% Cleared
<b>Homicide Offenses (Total)</b>	<b>0</b>	<b>0.0</b>	<b>0</b>	<b>0.0</b>
Murder	0	0.0	0	0.0
Negligent Manslaughter	0	0.0	0	0.0
<b>Kidnaping/Abduction</b>	<b>0</b>	<b>0.0</b>	<b>0</b>	<b>0.0</b>
<b>Sex Offenses (Forcible) (Total)</b>	<b>0</b>	<b>0.0</b>	<b>0</b>	<b>0.0</b>
Forcible Rape	0	0.0	0	0.0
Forcible Sodomy	0	0.0	0	0.0
Sexual Assault W/Object	0	0.0	0	0.0
Forcible Fondling	0	0.0	0	0.0
<b>Robbery</b>	<b>0</b>	<b>0.0</b>	<b>0</b>	<b>0.0</b>
<b>Assault Offenses (Total)</b>	<b>0</b>	<b>0.0</b>	<b>0</b>	<b>0.0</b>
Aggravated Assault	0	0.0	0	0.0
Simple Assault	0	0.0	0	0.0
Intimidation	0	0.0	0	0.0
Stalking	0	0.0	0	0.0
<b>Arson</b>	<b>0</b>	<b>0.0</b>	<b>0</b>	<b>0.0</b>
<b>Extortion/Blackmail</b>	<b>0</b>	<b>0.0</b>	<b>0</b>	<b>0.0</b>
<b>Burglary</b>	<b>0</b>	<b>0.0</b>	<b>0</b>	<b>0.0</b>
<b>Larceny/Theft Offenses (Total)</b>	<b>2</b>	<b>2.0</b>	<b>0</b>	<b>0.0</b>
Theft - Pocket-picking	0	0.0	0	0.0
Theft - Purse Snatching	0	0.0	0	0.0
Theft - Shoplifting	0	0.0	0	0.0
Theft From Building	1	1.0	0	0.0
Theft From Coin Machine	0	0.0	0	0.0
Theft From Motor Vehicle	1	1.0	0	0.0
Theft of Motor Vehicle Parts	0	0.0	0	0.0
Theft - All Other Larceny	0	0.0	0	0.0
<b>Motor Vehicle Theft</b>	<b>1</b>	<b>1.0</b>	<b>0</b>	<b>0.0</b>
<b>Counterfeiting/Forgery</b>	<b>0</b>	<b>0.0</b>	<b>0</b>	<b>0.0</b>
<b>Fraud Offenses (Total)</b>	<b>0</b>	<b>0.0</b>	<b>0</b>	<b>0.0</b>
Fraud - False Pretenses	0	0.0	0	0.0
Fraud - Credit Card/ATM	0	0.0	0	0.0
Fraud - Impersonation	0	0.0	0	0.0
Fraud - Welfare	0	0.0	0	0.0
Fraud - Wire	0	0.0	0	0.0
<b>Embezzlement</b>	<b>0</b>	<b>0.0</b>	<b>0</b>	<b>0.0</b>
<b>Stolen Property Offenses</b>	<b>0</b>	<b>0.0</b>	<b>0</b>	<b>0.0</b>
<b>Destruction/Damage/Vandalism</b>	<b>1</b>	<b>1.0</b>	<b>0</b>	<b>0.0</b>
<b>Drug/Narcotic Violations (Total)</b>	<b>0</b>	<b>0.0</b>	<b>0</b>	<b>0.0</b>
Drug/Narcotic Violations	0	0.0	0	0.0
Drug/Narcotic Equipment Violations	0	0.0	0	0.0

GROUP A OFFENSES	Offense	Rate per 1,000	Cleared	% Cleared
<b>Sex Offenses (Nonforcible) (Total)</b>	<b>0</b>	<b>0.0</b>	<b>0</b>	<b>0.0</b>
Incest	0	0.0	0	0.0
Statutory Rape	0	0.0	0	0.0
<b>Pornography/Obscene Material</b>	<b>0</b>	<b>0.0</b>	<b>0</b>	<b>0.0</b>
<b>Gambling Offenses (Total)</b>	<b>0</b>	<b>0.0</b>	<b>0</b>	<b>0.0</b>
Gambling - Betting/Wagering	0	0.0	0	0.0
Gambling - Operating/Promoting	0	0.0	0	0.0
Gambling - Equipment Violations	0	0.0	0	0.0
Gambling - Sports Tampering	0	0.0	0	0.0
<b>Prostitution Offenses (Total)</b>	<b>0</b>	<b>0.0</b>	<b>0</b>	<b>0.0</b>
Prostitution	0	0.0	0	0.0
Prostitution Assisting/Promoting	0	0.0	0	0.0
<b>Bribery</b>	<b>0</b>	<b>0.0</b>	<b>0</b>	<b>0.0</b>
<b>Weapon Law Violations</b>	<b>0</b>	<b>0.0</b>	<b>0</b>	<b>0.0</b>

GROUP B OFFENSES	Offenses	Rate per 1,000
Bad Checks	0	0.0
Curfew/Vagrancy	0	0.0
Disorderly Conduct	0	0.0
DUI	0	0.0
Drunkenness	0	0.0
Family-Non Violent	0	0.0
Liquor Law Violations	0	0.0
Peeping Tom	0	0.0
Runaway	0	0.0
Trespass	0	0.0
All Other Offenses	0	0.0

2010 Fall Term Campus Population	
Undergraduate Enrollment	839
Graduate Enrollment	0
Staff Personnel	68
Faculty Personnel	61
Security Personnel	10
<b>Total Campus Population</b>	<b>978</b>



## Belmont University - 2010

GROUP A OFFENSES	Offense	Rate per 1,000	Cleared	% Cleared
<b>Homicide Offenses (Total)</b>	<b>0</b>	<b>0.0</b>	<b>0</b>	<b>0.0</b>
Murder	0	0.0	0	0.0
Negligent Manslaughter	0	0.0	0	0.0
<b>Kidnaping/Abduction</b>	<b>0</b>	<b>0.0</b>	<b>0</b>	<b>0.0</b>
<b>Sex Offenses (Forcible) (Total)</b>	<b>0</b>	<b>0.0</b>	<b>0</b>	<b>0.0</b>
Forcible Rape	0	0.0	0	0.0
Forcible Sodomy	0	0.0	0	0.0
Sexual Assault W/Object	0	0.0	0	0.0
Forcible Fondling	0	0.0	0	0.0
<b>Robbery</b>	<b>0</b>	<b>0.0</b>	<b>0</b>	<b>0.0</b>
<b>Assault Offenses (Total)</b>	<b>3</b>	<b>0.5</b>	<b>2</b>	<b>66.7</b>
Aggravated Assault	1	0.2	1	100.0
Simple Assault	1	0.2	1	100.0
Intimidation	1	0.2	0	0.0
Stalking	0	0.0	0	0.0
<b>Arson</b>	<b>0</b>	<b>0.0</b>	<b>0</b>	<b>0.0</b>
<b>Extortion/Blackmail</b>	<b>0</b>	<b>0.0</b>	<b>0</b>	<b>0.0</b>
<b>Burglary</b>	<b>1</b>	<b>0.2</b>	<b>0</b>	<b>0.0</b>
<b>Larceny/Theft Offenses (Total)</b>	<b>29</b>	<b>4.6</b>	<b>1</b>	<b>3.4</b>
Theft - Pocket-picking	0	0.0	0	0.0
Theft - Purse Snatching	0	0.0	0	0.0
Theft - Shoplifting	0	0.0	0	0.0
Theft From Building	13	2.1	0	0.0
Theft From Coin Machine	0	0.0	0	0.0
Theft From Motor Vehicle	6	1.0	1	16.7
Theft of Motor Vehicle Parts	2	0.3	0	0.0
Theft - All Other Larceny	8	1.3	0	0.0
<b>Motor Vehicle Theft</b>	<b>2</b>	<b>0.3</b>	<b>0</b>	<b>0.0</b>
<b>Counterfeiting/Forgery</b>	<b>0</b>	<b>0.0</b>	<b>0</b>	<b>0.0</b>
<b>Fraud Offenses (Total)</b>	<b>0</b>	<b>0.0</b>	<b>0</b>	<b>0.0</b>
Fraud - False Pretenses	0	0.0	0	0.0
Fraud - Credit Card/ATM	0	0.0	0	0.0
Fraud - Impersonation	0	0.0	0	0.0
Fraud - Welfare	0	0.0	0	0.0
Fraud - Wire	0	0.0	0	0.0
<b>Embezzlement</b>	<b>0</b>	<b>0.0</b>	<b>0</b>	<b>0.0</b>
<b>Stolen Property Offenses</b>	<b>0</b>	<b>0.0</b>	<b>0</b>	<b>0.0</b>
<b>Destruction/Damage/Vandalism</b>	<b>7</b>	<b>1.1</b>	<b>0</b>	<b>0.0</b>
<b>Drug/Narcotic Violations (Total)</b>	<b>5</b>	<b>0.8</b>	<b>5</b>	<b>100.0</b>
Drug/Narcotic Violations	3	0.5	3	100.0
Drug/Narcotic Equipment Violations	2	0.3	2	100.0

GROUP A OFFENSES	Offense	Rate per 1,000	Cleared	% Cleared
<b>Sex Offenses (Nonforcible) (Total)</b>	<b>0</b>	<b>0.0</b>	<b>0</b>	<b>0.0</b>
Incest	0	0.0	0	0.0
Statutory Rape	0	0.0	0	0.0
<b>Pornography/Obscene Material</b>	<b>0</b>	<b>0.0</b>	<b>0</b>	<b>0.0</b>
<b>Gambling Offenses (Total)</b>	<b>0</b>	<b>0.0</b>	<b>0</b>	<b>0.0</b>
Gambling - Betting/Wagering	0	0.0	0	0.0
Gambling - Operating/Promoting	0	0.0	0	0.0
Gambling - Equipment Violations	0	0.0	0	0.0
Gambling - Sports Tampering	0	0.0	0	0.0
<b>Prostitution Offenses (Total)</b>	<b>0</b>	<b>0.0</b>	<b>0</b>	<b>0.0</b>
Prostitution	0	0.0	0	0.0
Prostitution Assisting/Promoting	0	0.0	0	0.0
<b>Bribery</b>	<b>0</b>	<b>0.0</b>	<b>0</b>	<b>0.0</b>
<b>Weapon Law Violations</b>	<b>1</b>	<b>0.2</b>	<b>1</b>	<b>100.0</b>

GROUP B OFFENSES	Offenses	Rate per 1,000
Bad Checks	0	0.0
Curfew/Vagrancy	0	0.0
Disorderly Conduct	0	0.0
DUI	0	0.0
Drunkenness	0	0.0
Family-Non Violent	0	0.0
Liquor Law Violations	13	2.1
Peeping Tom	0	0.0
Runaway	0	0.0
Trespass	2	0.3
All Other Offenses	1	0.2

2010 Fall Term Campus Population	
Undergraduate Enrollment	4,462
Graduate Enrollment	1,016
Staff Personnel	493
Faculty Personnel	708
Security Personnel	28
<b>Total Campus Population</b>	<b>6,707</b>



## Bethel University - 2010

GROUP A OFFENSES	Offense	Rate per 1,000	Cleared	% Cleared
<b>Homicide Offenses (Total)</b>	<b>0</b>	<b>0.0</b>	<b>0</b>	<b>0.0</b>
Murder	0	0.0	0	0.0
Negligent Manslaughter	0	0.0	0	0.0
<b>Kidnaping/Abduction</b>	<b>0</b>	<b>0.0</b>	<b>0</b>	<b>0.0</b>
<b>Sex Offenses (Forcible) (Total)</b>	<b>0</b>	<b>0.0</b>	<b>0</b>	<b>0.0</b>
Forcible Rape	0	0.0	0	0.0
Forcible Sodomy	0	0.0	0	0.0
Sexual Assault W/Object	0	0.0	0	0.0
Forcible Fondling	0	0.0	0	0.0
<b>Robbery</b>	<b>0</b>	<b>0.0</b>	<b>0</b>	<b>0.0</b>
<b>Assault Offenses (Total)</b>	<b>5</b>	<b>1.4</b>	<b>3</b>	<b>60.0</b>
Aggravated Assault	0	0.0	0	0.0
Simple Assault	4	1.2	3	75.0
Intimidation	1	0.3	0	0.0
Stalking	0	0.0	0	0.0
<b>Arson</b>	<b>0</b>	<b>0.0</b>	<b>0</b>	<b>0.0</b>
<b>Extortion/Blackmail</b>	<b>0</b>	<b>0.0</b>	<b>0</b>	<b>0.0</b>
<b>Burglary</b>	<b>9</b>	<b>2.6</b>	<b>0</b>	<b>0.0</b>
<b>Larceny/Theft Offenses (Total)</b>	<b>6</b>	<b>1.7</b>	<b>0</b>	<b>0.0</b>
Theft - Pocket-picking	0	0.0	0	0.0
Theft - Purse Snatching	0	0.0	0	0.0
Theft - Shoplifting	0	0.0	0	0.0
Theft From Building	4	1.2	0	0.0
Theft From Coin Machine	1	0.3	0	0.0
Theft From Motor Vehicle	0	0.0	0	0.0
Theft of Motor Vehicle Parts	1	0.3	0	0.0
Theft - All Other Larceny	0	0.0	0	0.0
<b>Motor Vehicle Theft</b>	<b>0</b>	<b>0.0</b>	<b>0</b>	<b>0.0</b>
<b>Counterfeiting/Forgery</b>	<b>0</b>	<b>0.0</b>	<b>0</b>	<b>0.0</b>
<b>Fraud Offenses (Total)</b>	<b>2</b>	<b>0.6</b>	<b>0</b>	<b>0.0</b>
Fraud - False Pretenses	1	0.3	0	0.0
Fraud - Credit Card/ATM	0	0.0	0	0.0
Fraud - Impersonation	1	0.3	0	0.0
Fraud - Welfare	0	0.0	0	0.0
Fraud - Wire	0	0.0	0	0.0
<b>Embezzlement</b>	<b>0</b>	<b>0.0</b>	<b>0</b>	<b>0.0</b>
<b>Stolen Property Offenses</b>	<b>0</b>	<b>0.0</b>	<b>0</b>	<b>0.0</b>
<b>Destruction/Damage/Vandalism</b>	<b>1</b>	<b>0.3</b>	<b>0</b>	<b>0.0</b>
<b>Drug/Narcotic Violations (Total)</b>	<b>3</b>	<b>0.9</b>	<b>2</b>	<b>66.7</b>
Drug/Narcotic Violations	2	0.6	2	100.0
Drug/Narcotic Equipment Violations	1	0.3	0	0.0

GROUP A OFFENSES	Offense	Rate per 1,000	Cleared	% Cleared
<b>Sex Offenses (Nonforcible) (Total)</b>	<b>0</b>	<b>0.0</b>	<b>0</b>	<b>0.0</b>
Incest	0	0.0	0	0.0
Statutory Rape	0	0.0	0	0.0
<b>Pornography/Obscene Material</b>	<b>0</b>	<b>0.0</b>	<b>0</b>	<b>0.0</b>
<b>Gambling Offenses (Total)</b>	<b>0</b>	<b>0.0</b>	<b>0</b>	<b>0.0</b>
Gambling - Betting/Wagering	0	0.0	0	0.0
Gambling - Operating/Promoting	0	0.0	0	0.0
Gambling - Equipment Violations	0	0.0	0	0.0
Gambling - Sports Tampering	0	0.0	0	0.0
<b>Prostitution Offenses (Total)</b>	<b>0</b>	<b>0.0</b>	<b>0</b>	<b>0.0</b>
Prostitution	0	0.0	0	0.0
Prostitution Assisting/Promoting	0	0.0	0	0.0
<b>Bribery</b>	<b>0</b>	<b>0.0</b>	<b>0</b>	<b>0.0</b>
<b>Weapon Law Violations</b>	<b>0</b>	<b>0.0</b>	<b>0</b>	<b>0.0</b>

GROUP B OFFENSES	Offenses	Rate per 1,000
Bad Checks	0	0.0
Curfew/Vagrancy	0	0.0
Disorderly Conduct	0	0.0
DUI	0	0.0
Drunkenness	0	0.0
Family-Non Violent	0	0.0
Liquor Law Violations	10	2.9
Peeping Tom	0	0.0
Runaway	0	0.0
Trespass	1	0.3
All Other Offenses	0	0.0

2010 Fall Term Campus Population	
Undergraduate Enrollment	2,993
Graduate Enrollment	435
Staff Personnel	295
Faculty Personnel	270
Security Personnel	9
<b>Total Campus Population</b>	<b>4,002</b>



## Bryan College - 2010

GROUP A OFFENSES	Offense	Rate per 1,000	Cleared	% Cleared
<b>Homicide Offenses (Total)</b>	<b>0</b>	<b>0.0</b>	<b>0</b>	<b>0.0</b>
Murder	0	0.0	0	0.0
Negligent Manslaughter	0	0.0	0	0.0
<b>Kidnaping/Abduction</b>	<b>0</b>	<b>0.0</b>	<b>0</b>	<b>0.0</b>
<b>Sex Offenses (Forcible) (Total)</b>	<b>0</b>	<b>0.0</b>	<b>0</b>	<b>0.0</b>
Forcible Rape	0	0.0	0	0.0
Forcible Sodomy	0	0.0	0	0.0
Sexual Assault W/Object	0	0.0	0	0.0
Forcible Fondling	0	0.0	0	0.0
<b>Robbery</b>	<b>0</b>	<b>0.0</b>	<b>0</b>	<b>0.0</b>
<b>Assault Offenses (Total)</b>	<b>0</b>	<b>0.0</b>	<b>0</b>	<b>0.0</b>
Aggravated Assault	0	0.0	0	0.0
Simple Assault	0	0.0	0	0.0
Intimidation	0	0.0	0	0.0
Stalking	0	0.0	0	0.0
<b>Arson</b>	<b>0</b>	<b>0.0</b>	<b>0</b>	<b>0.0</b>
<b>Extortion/Blackmail</b>	<b>0</b>	<b>0.0</b>	<b>0</b>	<b>0.0</b>
<b>Burglary</b>	<b>5</b>	<b>3.9</b>	<b>0</b>	<b>0.0</b>
<b>Larceny/Theft Offenses (Total)</b>	<b>2</b>	<b>1.6</b>	<b>1</b>	<b>50.0</b>
Theft - Pocket-picking	0	0.0	0	0.0
Theft - Purse Snatching	0	0.0	0	0.0
Theft - Shoplifting	0	0.0	0	0.0
Theft From Building	2	1.6	1	50.0
Theft From Coin Machine	0	0.0	0	0.0
Theft From Motor Vehicle	0	0.0	0	0.0
Theft of Motor Vehicle Parts	0	0.0	0	0.0
Theft - All Other Larceny	0	0.0	0	0.0
<b>Motor Vehicle Theft</b>	<b>0</b>	<b>0.0</b>	<b>0</b>	<b>0.0</b>
<b>Counterfeiting/Forgery</b>	<b>0</b>	<b>0.0</b>	<b>0</b>	<b>0.0</b>
<b>Fraud Offenses (Total)</b>	<b>0</b>	<b>0.0</b>	<b>0</b>	<b>0.0</b>
Fraud - False Pretenses	0	0.0	0	0.0
Fraud - Credit Card/ATM	0	0.0	0	0.0
Fraud - Impersonation	0	0.0	0	0.0
Fraud - Welfare	0	0.0	0	0.0
Fraud - Wire	0	0.0	0	0.0
<b>Embezzlement</b>	<b>0</b>	<b>0.0</b>	<b>0</b>	<b>0.0</b>
<b>Stolen Property Offenses</b>	<b>0</b>	<b>0.0</b>	<b>0</b>	<b>0.0</b>
<b>Destruction/Damage/Vandalism</b>	<b>1</b>	<b>0.8</b>	<b>0</b>	<b>0.0</b>
<b>Drug/Narcotic Violations (Total)</b>	<b>2</b>	<b>1.6</b>	<b>2</b>	<b>100.0</b>
Drug/Narcotic Violations	1	0.8	1	100.0
Drug/Narcotic Equipment Violations	1	0.8	1	100.0

GROUP A OFFENSES	Offense	Rate per 1,000	Cleared	% Cleared
<b>Sex Offenses (Nonforcible) (Total)</b>	<b>0</b>	<b>0.0</b>	<b>0</b>	<b>0.0</b>
Incest	0	0.0	0	0.0
Statutory Rape	0	0.0	0	0.0
<b>Pornography/Obscene Material</b>	<b>0</b>	<b>0.0</b>	<b>0</b>	<b>0.0</b>
<b>Gambling Offenses (Total)</b>	<b>0</b>	<b>0.0</b>	<b>0</b>	<b>0.0</b>
Gambling - Betting/Wagering	0	0.0	0	0.0
Gambling - Operating/Promoting	0	0.0	0	0.0
Gambling - Equipment Violations	0	0.0	0	0.0
Gambling - Sports Tampering	0	0.0	0	0.0
<b>Prostitution Offenses (Total)</b>	<b>0</b>	<b>0.0</b>	<b>0</b>	<b>0.0</b>
Prostitution	0	0.0	0	0.0
Prostitution Assisting/Promoting	0	0.0	0	0.0
<b>Bribery</b>	<b>0</b>	<b>0.0</b>	<b>0</b>	<b>0.0</b>
<b>Weapon Law Violations</b>	<b>0</b>	<b>0.0</b>	<b>0</b>	<b>0.0</b>

GROUP B OFFENSES	Offenses	Rate per 1,000
Bad Checks	0	0.0
Curfew/Vagrancy	0	0.0
Disorderly Conduct	0	0.0
DUI	0	0.0
Drunkenness	0	0.0
Family-Non Violent	0	0.0
Liquor Law Violations	4	3.1
Peeping Tom	0	0.0
Runaway	0	0.0
Trespass	0	0.0
All Other Offenses	0	0.0

2010 Fall Term Campus Population	
Undergraduate Enrollment	1,082
Graduate Enrollment	67
Staff Personnel	134
Faculty Personnel	70
Security Personnel	8
<b>Total Campus Population</b>	<b>1,361</b>



## Carson Newman College - 2010

GROUP A OFFENSES	Offense	Rate per 1,000	Cleared	% Cleared
<b>Homicide Offenses (Total)</b>	<b>0</b>	<b>0.0</b>	<b>0</b>	<b>0.0</b>
Murder	0	0.0	0	0.0
Negligent Manslaughter	0	0.0	0	0.0
<b>Kidnaping/Abduction</b>	<b>0</b>	<b>0.0</b>	<b>0</b>	<b>0.0</b>
<b>Sex Offenses (Forcible) (Total)</b>	<b>0</b>	<b>0.0</b>	<b>0</b>	<b>0.0</b>
Forcible Rape	0	0.0	0	0.0
Forcible Sodomy	0	0.0	0	0.0
Sexual Assault W/Object	0	0.0	0	0.0
Forcible Fondling	0	0.0	0	0.0
<b>Robbery</b>	<b>0</b>	<b>0.0</b>	<b>0</b>	<b>0.0</b>
<b>Assault Offenses (Total)</b>	<b>3</b>	<b>1.1</b>	<b>0</b>	<b>0.0</b>
Aggravated Assault	0	0.0	0	0.0
Simple Assault	0	0.0	0	0.0
Intimidation	3	1.1	0	0.0
Stalking	0	0.0	0	0.0
<b>Arson</b>	<b>1</b>	<b>0.4</b>	<b>0</b>	<b>0.0</b>
<b>Extortion/Blackmail</b>	<b>0</b>	<b>0.0</b>	<b>0</b>	<b>0.0</b>
<b>Burglary</b>	<b>21</b>	<b>8.0</b>	<b>1</b>	<b>4.8</b>
<b>Larceny/Theft Offenses (Total)</b>	<b>32</b>	<b>12.1</b>	<b>1</b>	<b>3.1</b>
Theft - Pocket-picking	0	0.0	0	0.0
Theft - Purse Snatching	0	0.0	0	0.0
Theft - Shoplifting	0	0.0	0	0.0
Theft From Building	24	9.1	1	4.2
Theft From Coin Machine	1	0.4	0	0.0
Theft From Motor Vehicle	6	2.3	0	0.0
Theft of Motor Vehicle Parts	0	0.0	0	0.0
Theft - All Other Larceny	1	0.4	0	0.0
<b>Motor Vehicle Theft</b>	<b>0</b>	<b>0.0</b>	<b>0</b>	<b>0.0</b>
<b>Counterfeiting/Forgery</b>	<b>0</b>	<b>0.0</b>	<b>0</b>	<b>0.0</b>
<b>Fraud Offenses (Total)</b>	<b>0</b>	<b>0.0</b>	<b>0</b>	<b>0.0</b>
Fraud - False Pretenses	0	0.0	0	0.0
Fraud - Credit Card/ATM	0	0.0	0	0.0
Fraud - Impersonation	0	0.0	0	0.0
Fraud - Welfare	0	0.0	0	0.0
Fraud - Wire	0	0.0	0	0.0
<b>Embezzlement</b>	<b>0</b>	<b>0.0</b>	<b>0</b>	<b>0.0</b>
<b>Stolen Property Offenses</b>	<b>0</b>	<b>0.0</b>	<b>0</b>	<b>0.0</b>
<b>Destruction/Damage/Vandalism</b>	<b>4</b>	<b>1.5</b>	<b>0</b>	<b>0.0</b>
<b>Drug/Narcotic Violations (Total)</b>	<b>3</b>	<b>1.1</b>	<b>3</b>	<b>100.0</b>
Drug/Narcotic Violations	3	1.1	3	100.0
Drug/Narcotic Equipment Violations	0	0.0	0	0.0

GROUP A OFFENSES	Offense	Rate per 1,000	Cleared	% Cleared
<b>Sex Offenses (Nonforcible) (Total)</b>	<b>0</b>	<b>0.0</b>	<b>0</b>	<b>0.0</b>
Incest	0	0.0	0	0.0
Statutory Rape	0	0.0	0	0.0
<b>Pornography/Obscene Material</b>	<b>0</b>	<b>0.0</b>	<b>0</b>	<b>0.0</b>
<b>Gambling Offenses (Total)</b>	<b>0</b>	<b>0.0</b>	<b>0</b>	<b>0.0</b>
Gambling - Betting/Wagering	0	0.0	0	0.0
Gambling - Operating/Promoting	0	0.0	0	0.0
Gambling - Equipment Violations	0	0.0	0	0.0
Gambling - Sports Tampering	0	0.0	0	0.0
<b>Prostitution Offenses (Total)</b>	<b>0</b>	<b>0.0</b>	<b>0</b>	<b>0.0</b>
Prostitution	0	0.0	0	0.0
Prostitution Assisting/Promoting	0	0.0	0	0.0
<b>Bribery</b>	<b>0</b>	<b>0.0</b>	<b>0</b>	<b>0.0</b>
<b>Weapon Law Violations</b>	<b>0</b>	<b>0.0</b>	<b>0</b>	<b>0.0</b>

GROUP B OFFENSES	Offenses	Rate per 1,000
Bad Checks	0	0.0
Curfew/Vagrancy	0	0.0
Disorderly Conduct	0	0.0
DUI	0	0.0
Drunkenness	1	0.4
Family-Non Violent	0	0.0
Liquor Law Violations	0	0.0
Peeping Tom	0	0.0
Runaway	0	0.0
Trespass	0	0.0
All Other Offenses	4	1.5

2010 Fall Term Campus Population	
Undergraduate Enrollment	1,724
Graduate Enrollment	234
Staff Personnel	276
Faculty Personnel	127
Security Personnel	8
<b>Total Campus Population</b>	<b>2,369</b>



## Chattanooga State Community College - 2010

GROUP A OFFENSES	Offense	Rate per 1,000	Cleared	% Cleared
<b>Homicide Offenses (Total)</b>	<b>0</b>	<b>0.0</b>	<b>0</b>	<b>0.0</b>
Murder	0	0.0	0	0.0
Negligent Manslaughter	0	0.0	0	0.0
<b>Kidnaping/Abduction</b>	<b>0</b>	<b>0.0</b>	<b>0</b>	<b>0.0</b>
<b>Sex Offenses (Forcible) (Total)</b>	<b>0</b>	<b>0.0</b>	<b>0</b>	<b>0.0</b>
Forcible Rape	0	0.0	0	0.0
Forcible Sodomy	0	0.0	0	0.0
Sexual Assault W/Object	0	0.0	0	0.0
Forcible Fondling	0	0.0	0	0.0
<b>Robbery</b>	<b>0</b>	<b>0.0</b>	<b>0</b>	<b>0.0</b>
<b>Assault Offenses (Total)</b>	<b>8</b>	<b>0.8</b>	<b>3</b>	<b>37.5</b>
Aggravated Assault	2	0.2	2	100.0
Simple Assault	5	0.5	0	0.0
Intimidation	1	0.1	1	100.0
Stalking	0	0.0	0	0.0
<b>Arson</b>	<b>0</b>	<b>0.0</b>	<b>0</b>	<b>0.0</b>
<b>Extortion/Blackmail</b>	<b>0</b>	<b>0.0</b>	<b>0</b>	<b>0.0</b>
<b>Burglary</b>	<b>0</b>	<b>0.0</b>	<b>0</b>	<b>0.0</b>
<b>Larceny/Theft Offenses (Total)</b>	<b>19</b>	<b>2.0</b>	<b>3</b>	<b>15.8</b>
Theft - Pocket-picking	0	0.0	0	0.0
Theft - Purse Snatching	0	0.0	0	0.0
Theft - Shoplifting	0	0.0	0	0.0
Theft From Building	17	1.8	2	11.8
Theft From Coin Machine	0	0.0	0	0.0
Theft From Motor Vehicle	0	0.0	0	0.0
Theft of Motor Vehicle Parts	0	0.0	0	0.0
Theft - All Other Larceny	2	0.2	1	50.0
<b>Motor Vehicle Theft</b>	<b>0</b>	<b>0.0</b>	<b>0</b>	<b>0.0</b>
<b>Counterfeiting/Forgery</b>	<b>0</b>	<b>0.0</b>	<b>0</b>	<b>0.0</b>
<b>Fraud Offenses (Total)</b>	<b>0</b>	<b>0.0</b>	<b>0</b>	<b>0.0</b>
Fraud - False Pretenses	0	0.0	0	0.0
Fraud - Credit Card/ATM	0	0.0	0	0.0
Fraud - Impersonation	0	0.0	0	0.0
Fraud - Welfare	0	0.0	0	0.0
Fraud - Wire	0	0.0	0	0.0
<b>Embezzlement</b>	<b>0</b>	<b>0.0</b>	<b>0</b>	<b>0.0</b>
<b>Stolen Property Offenses</b>	<b>0</b>	<b>0.0</b>	<b>0</b>	<b>0.0</b>
<b>Destruction/Damage/Vandalism</b>	<b>4</b>	<b>0.4</b>	<b>0</b>	<b>0.0</b>
<b>Drug/Narcotic Violations (Total)</b>	<b>0</b>	<b>0.0</b>	<b>0</b>	<b>0.0</b>
Drug/Narcotic Violations	0	0.0	0	0.0
Drug/Narcotic Equipment Violations	0	0.0	0	0.0

GROUP A OFFENSES	Offense	Rate per 1,000	Cleared	% Cleared
<b>Sex Offenses (Nonforcible) (Total)</b>	<b>0</b>	<b>0.0</b>	<b>0</b>	<b>0.0</b>
Incest	0	0.0	0	0.0
Statutory Rape	0	0.0	0	0.0
<b>Pornography/Obscene Material</b>	<b>0</b>	<b>0.0</b>	<b>0</b>	<b>0.0</b>
<b>Gambling Offenses (Total)</b>	<b>0</b>	<b>0.0</b>	<b>0</b>	<b>0.0</b>
Gambling - Betting/Wagering	0	0.0	0	0.0
Gambling - Operating/Promoting	0	0.0	0	0.0
Gambling - Equipment Violations	0	0.0	0	0.0
Gambling - Sports Tampering	0	0.0	0	0.0
<b>Prostitution Offenses (Total)</b>	<b>0</b>	<b>0.0</b>	<b>0</b>	<b>0.0</b>
Prostitution	0	0.0	0	0.0
Prostitution Assisting/Promoting	0	0.0	0	0.0
<b>Bribery</b>	<b>0</b>	<b>0.0</b>	<b>0</b>	<b>0.0</b>
<b>Weapon Law Violations</b>	<b>0</b>	<b>0.0</b>	<b>0</b>	<b>0.0</b>

GROUP B OFFENSES	Offenses	Rate per 1,000
Bad Checks	0	0.0
Curfew/Vagrancy	0	0.0
Disorderly Conduct	2	0.2
DUI	0	0.0
Drunkenness	0	0.0
Family-Non Violent	0	0.0
Liquor Law Violations	0	0.0
Peeping Tom	0	0.0
Runaway	0	0.0
Trespass	0	0.0
All Other Offenses	1	0.1

2010 Fall Term Campus Population	
Undergraduate Enrollment	6,698
Graduate Enrollment	0
Staff Personnel	416
Faculty Personnel	225
Security Personnel	14
<b>Total Campus Population</b>	<b>7,353</b>



## Christian Brothers University - 2010

GROUP A OFFENSES	Offense	Rate per 1,000	Cleared	% Cleared
<b>Homicide Offenses (Total)</b>	<b>0</b>	<b>0.0</b>	<b>0</b>	<b>0.0</b>
Murder	0	0.0	0	0.0
Negligent Manslaughter	0	0.0	0	0.0
<b>Kidnaping/Abduction</b>	<b>0</b>	<b>0.0</b>	<b>0</b>	<b>0.0</b>
<b>Sex Offenses (Forcible) (Total)</b>	<b>0</b>	<b>0.0</b>	<b>0</b>	<b>0.0</b>
Forcible Rape	0	0.0	0	0.0
Forcible Sodomy	0	0.0	0	0.0
Sexual Assault W/Object	0	0.0	0	0.0
Forcible Fondling	0	0.0	0	0.0
<b>Robbery</b>	<b>0</b>	<b>0.0</b>	<b>0</b>	<b>0.0</b>
<b>Assault Offenses (Total)</b>	<b>10</b>	<b>5.7</b>	<b>7</b>	<b>70.0</b>
Aggravated Assault	0	0.0	0	0.0
Simple Assault	8	4.5	5	62.5
Intimidation	2	1.1	2	100.0
Stalking	0	0.0	0	0.0
<b>Arson</b>	<b>1</b>	<b>0.6</b>	<b>0</b>	<b>0.0</b>
<b>Extortion/Blackmail</b>	<b>0</b>	<b>0.0</b>	<b>0</b>	<b>0.0</b>
<b>Burglary</b>	<b>5</b>	<b>2.8</b>	<b>1</b>	<b>20.0</b>
<b>Larceny/Theft Offenses (Total)</b>	<b>15</b>	<b>8.5</b>	<b>0</b>	<b>0.0</b>
Theft - Pocket-picking	0	0.0	0	0.0
Theft - Purse Snatching	0	0.0	0	0.0
Theft - Shoplifting	0	0.0	0	0.0
Theft From Building	10	5.7	0	0.0
Theft From Coin Machine	1	0.6	0	0.0
Theft From Motor Vehicle	1	0.6	0	0.0
Theft of Motor Vehicle Parts	1	0.6	0	0.0
Theft - All Other Larceny	2	1.1	0	0.0
<b>Motor Vehicle Theft</b>	<b>0</b>	<b>0.0</b>	<b>0</b>	<b>0.0</b>
<b>Counterfeiting/Forgery</b>	<b>0</b>	<b>0.0</b>	<b>0</b>	<b>0.0</b>
<b>Fraud Offenses (Total)</b>	<b>0</b>	<b>0.0</b>	<b>0</b>	<b>0.0</b>
Fraud - False Pretenses	0	0.0	0	0.0
Fraud - Credit Card/ATM	0	0.0	0	0.0
Fraud - Impersonation	0	0.0	0	0.0
Fraud - Welfare	0	0.0	0	0.0
Fraud - Wire	0	0.0	0	0.0
<b>Embezzlement</b>	<b>0</b>	<b>0.0</b>	<b>0</b>	<b>0.0</b>
<b>Stolen Property Offenses</b>	<b>0</b>	<b>0.0</b>	<b>0</b>	<b>0.0</b>
<b>Destruction/Damage/Vandalism</b>	<b>11</b>	<b>6.2</b>	<b>0</b>	<b>0.0</b>
<b>Drug/Narcotic Violations (Total)</b>	<b>5</b>	<b>2.8</b>	<b>4</b>	<b>80.0</b>
Drug/Narcotic Violations	3	1.7	3	100.0
Drug/Narcotic Equipment Violations	2	1.1	1	50.0

GROUP A OFFENSES	Offense	Rate per 1,000	Cleared	% Cleared
<b>Sex Offenses (Nonforcible) (Total)</b>	<b>0</b>	<b>0.0</b>	<b>0</b>	<b>0.0</b>
Incest	0	0.0	0	0.0
Statutory Rape	0	0.0	0	0.0
<b>Pornography/Obscene Material</b>	<b>0</b>	<b>0.0</b>	<b>0</b>	<b>0.0</b>
<b>Gambling Offenses (Total)</b>	<b>0</b>	<b>0.0</b>	<b>0</b>	<b>0.0</b>
Gambling - Betting/Wagering	0	0.0	0	0.0
Gambling - Operating/Promoting	0	0.0	0	0.0
Gambling - Equipment Violations	0	0.0	0	0.0
Gambling - Sports Tampering	0	0.0	0	0.0
<b>Prostitution Offenses (Total)</b>	<b>0</b>	<b>0.0</b>	<b>0</b>	<b>0.0</b>
Prostitution	0	0.0	0	0.0
Prostitution Assisting/Promoting	0	0.0	0	0.0
<b>Bribery</b>	<b>0</b>	<b>0.0</b>	<b>0</b>	<b>0.0</b>
<b>Weapon Law Violations</b>	<b>0</b>	<b>0.0</b>	<b>0</b>	<b>0.0</b>

GROUP B OFFENSES	Offenses	Rate per 1,000
Bad Checks	0	0.0
Curfew/Vagrancy	0	0.0
Disorderly Conduct	2	1.1
DUI	0	0.0
Drunkenness	11	6.2
Family-Non Violent	0	0.0
Liquor Law Violations	1	0.6
Peeping Tom	0	0.0
Runaway	0	0.0
Trespass	0	0.0
All Other Offenses	1	0.6

2010 Fall Term Campus Population	
Undergraduate Enrollment	1,271
Graduate Enrollment	250
Staff Personnel	140
Faculty Personnel	101
Security Personnel	20
<b>Total Campus Population</b>	<b>1,782</b>





## Cleveland State Community College - 2010

GROUP A OFFENSES	Offense	Rate per 1,000	Cleared	% Cleared
<b>Homicide Offenses (Total)</b>	<b>0</b>	<b>0.0</b>	<b>0</b>	<b>0.0</b>
Murder	0	0.0	0	0.0
Negligent Manslaughter	0	0.0	0	0.0
<b>Kidnaping/Abduction</b>	<b>0</b>	<b>0.0</b>	<b>0</b>	<b>0.0</b>
<b>Sex Offenses (Forcible) (Total)</b>	<b>0</b>	<b>0.0</b>	<b>0</b>	<b>0.0</b>
Forcible Rape	0	0.0	0	0.0
Forcible Sodomy	0	0.0	0	0.0
Sexual Assault W/Object	0	0.0	0	0.0
Forcible Fondling	0	0.0	0	0.0
<b>Robbery</b>	<b>0</b>	<b>0.0</b>	<b>0</b>	<b>0.0</b>
<b>Assault Offenses (Total)</b>	<b>5</b>	<b>1.3</b>	<b>0</b>	<b>0.0</b>
Aggravated Assault	0	0.0	0	0.0
Simple Assault	0	0.0	0	0.0
Intimidation	5	1.3	0	0.0
Stalking	0	0.0	0	0.0
<b>Arson</b>	<b>0</b>	<b>0.0</b>	<b>0</b>	<b>0.0</b>
<b>Extortion/Blackmail</b>	<b>0</b>	<b>0.0</b>	<b>0</b>	<b>0.0</b>
<b>Burglary</b>	<b>1</b>	<b>0.3</b>	<b>0</b>	<b>0.0</b>
<b>Larceny/Theft Offenses (Total)</b>	<b>13</b>	<b>3.4</b>	<b>0</b>	<b>0.0</b>
Theft - Pocket-picking	0	0.0	0	0.0
Theft - Purse Snatching	0	0.0	0	0.0
Theft - Shoplifting	0	0.0	0	0.0
Theft From Building	9	2.4	0	0.0
Theft From Coin Machine	1	0.3	0	0.0
Theft From Motor Vehicle	1	0.3	0	0.0
Theft of Motor Vehicle Parts	1	0.3	0	0.0
Theft - All Other Larceny	1	0.3	0	0.0
<b>Motor Vehicle Theft</b>	<b>0</b>	<b>0.0</b>	<b>0</b>	<b>0.0</b>
<b>Counterfeiting/Forgery</b>	<b>0</b>	<b>0.0</b>	<b>0</b>	<b>0.0</b>
<b>Fraud Offenses (Total)</b>	<b>0</b>	<b>0.0</b>	<b>0</b>	<b>0.0</b>
Fraud - False Pretenses	0	0.0	0	0.0
Fraud - Credit Card/ATM	0	0.0	0	0.0
Fraud - Impersonation	0	0.0	0	0.0
Fraud - Welfare	0	0.0	0	0.0
Fraud - Wire	0	0.0	0	0.0
<b>Embezzlement</b>	<b>0</b>	<b>0.0</b>	<b>0</b>	<b>0.0</b>
<b>Stolen Property Offenses</b>	<b>0</b>	<b>0.0</b>	<b>0</b>	<b>0.0</b>
<b>Destruction/Damage/Vandalism</b>	<b>8</b>	<b>2.1</b>	<b>0</b>	<b>0.0</b>
<b>Drug/Narcotic Violations (Total)</b>	<b>0</b>	<b>0.0</b>	<b>0</b>	<b>0.0</b>
Drug/Narcotic Violations	0	0.0	0	0.0
Drug/Narcotic Equipment Violations	0	0.0	0	0.0

GROUP A OFFENSES	Offense	Rate per 1,000	Cleared	% Cleared
<b>Sex Offenses (Nonforcible) (Total)</b>	<b>0</b>	<b>0.0</b>	<b>0</b>	<b>0.0</b>
Incest	0	0.0	0	0.0
Statutory Rape	0	0.0	0	0.0
<b>Pornography/Obscene Material</b>	<b>0</b>	<b>0.0</b>	<b>0</b>	<b>0.0</b>
<b>Gambling Offenses (Total)</b>	<b>0</b>	<b>0.0</b>	<b>0</b>	<b>0.0</b>
Gambling - Betting/Wagering	0	0.0	0	0.0
Gambling - Operating/Promoting	0	0.0	0	0.0
Gambling - Equipment Violations	0	0.0	0	0.0
Gambling - Sports Tampering	0	0.0	0	0.0
<b>Prostitution Offenses (Total)</b>	<b>0</b>	<b>0.0</b>	<b>0</b>	<b>0.0</b>
Prostitution	0	0.0	0	0.0
Prostitution Assisting/Promoting	0	0.0	0	0.0
<b>Bribery</b>	<b>0</b>	<b>0.0</b>	<b>0</b>	<b>0.0</b>
<b>Weapon Law Violations</b>	<b>0</b>	<b>0.0</b>	<b>0</b>	<b>0.0</b>

GROUP B OFFENSES	Offenses	Rate per 1,000
Bad Checks	0	0.0
Curfew/Vagrancy	0	0.0
Disorderly Conduct	0	0.0
DUI	0	0.0
Drunkenness	0	0.0
Family-Non Violent	0	0.0
Liquor Law Violations	0	0.0
Peeping Tom	0	0.0
Runaway	0	0.0
Trespass	0	0.0
All Other Offenses	0	0.0

2010 Fall Term Campus Population	
Undergraduate Enrollment	2,597
Graduate Enrollment	0
Staff Personnel	128
Faculty Personnel	195
Security Personnel	9
<b>Total Campus Population</b>	<b>2,929</b>



## Columbia State Community College - 2010

GROUP A OFFENSES	Offense	Rate per 1,000	Cleared	% Cleared
<b>Homicide Offenses (Total)</b>	<b>0</b>	<b>0.0</b>	<b>0</b>	<b>0.0</b>
Murder	0	0.0	0	0.0
Negligent Manslaughter	0	0.0	0	0.0
<b>Kidnaping/Abduction</b>	<b>0</b>	<b>0.0</b>	<b>0</b>	<b>0.0</b>
<b>Sex Offenses (Forcible) (Total)</b>	<b>0</b>	<b>0.0</b>	<b>0</b>	<b>0.0</b>
Forcible Rape	0	0.0	0	0.0
Forcible Sodomy	0	0.0	0	0.0
Sexual Assault W/Object	0	0.0	0	0.0
Forcible Fondling	0	0.0	0	0.0
<b>Robbery</b>	<b>0</b>	<b>0.0</b>	<b>0</b>	<b>0.0</b>
<b>Assault Offenses (Total)</b>	<b>0</b>	<b>0.0</b>	<b>0</b>	<b>0.0</b>
Aggravated Assault	0	0.0	0	0.0
Simple Assault	0	0.0	0	0.0
Intimidation	0	0.0	0	0.0
Stalking	0	0.0	0	0.0
<b>Arson</b>	<b>0</b>	<b>0.0</b>	<b>0</b>	<b>0.0</b>
<b>Extortion/Blackmail</b>	<b>0</b>	<b>0.0</b>	<b>0</b>	<b>0.0</b>
<b>Burglary</b>	<b>0</b>	<b>0.0</b>	<b>0</b>	<b>0.0</b>
<b>Larceny/Theft Offenses (Total)</b>	<b>4</b>	<b>1.0</b>	<b>0</b>	<b>0.0</b>
Theft - Pocket-picking	0	0.0	0	0.0
Theft - Purse Snatching	0	0.0	0	0.0
Theft - Shoplifting	0	0.0	0	0.0
Theft From Building	3	0.7	0	0.0
Theft From Coin Machine	0	0.0	0	0.0
Theft From Motor Vehicle	1	0.2	0	0.0
Theft of Motor Vehicle Parts	0	0.0	0	0.0
Theft - All Other Larceny	0	0.0	0	0.0
<b>Motor Vehicle Theft</b>	<b>0</b>	<b>0.0</b>	<b>0</b>	<b>0.0</b>
<b>Counterfeiting/Forgery</b>	<b>0</b>	<b>0.0</b>	<b>0</b>	<b>0.0</b>
<b>Fraud Offenses (Total)</b>	<b>0</b>	<b>0.0</b>	<b>0</b>	<b>0.0</b>
Fraud - False Pretenses	0	0.0	0	0.0
Fraud - Credit Card/ATM	0	0.0	0	0.0
Fraud - Impersonation	0	0.0	0	0.0
Fraud - Welfare	0	0.0	0	0.0
Fraud - Wire	0	0.0	0	0.0
<b>Embezzlement</b>	<b>0</b>	<b>0.0</b>	<b>0</b>	<b>0.0</b>
<b>Stolen Property Offenses</b>	<b>0</b>	<b>0.0</b>	<b>0</b>	<b>0.0</b>
<b>Destruction/Damage/Vandalism</b>	<b>0</b>	<b>0.0</b>	<b>0</b>	<b>0.0</b>
<b>Drug/Narcotic Violations (Total)</b>	<b>0</b>	<b>0.0</b>	<b>0</b>	<b>0.0</b>
Drug/Narcotic Violations	0	0.0	0	0.0
Drug/Narcotic Equipment Violations	0	0.0	0	0.0

GROUP A OFFENSES	Offense	Rate per 1,000	Cleared	% Cleared
<b>Sex Offenses (Nonforcible) (Total)</b>	<b>0</b>	<b>0.0</b>	<b>0</b>	<b>0.0</b>
Incest	0	0.0	0	0.0
Statutory Rape	0	0.0	0	0.0
<b>Pornography/Obscene Material</b>	<b>0</b>	<b>0.0</b>	<b>0</b>	<b>0.0</b>
<b>Gambling Offenses (Total)</b>	<b>0</b>	<b>0.0</b>	<b>0</b>	<b>0.0</b>
Gambling - Betting/Wagering	0	0.0	0	0.0
Gambling - Operating/Promoting	0	0.0	0	0.0
Gambling - Equipment Violations	0	0.0	0	0.0
Gambling - Sports Tampering	0	0.0	0	0.0
<b>Prostitution Offenses (Total)</b>	<b>0</b>	<b>0.0</b>	<b>0</b>	<b>0.0</b>
Prostitution	0	0.0	0	0.0
Prostitution Assisting/Promoting	0	0.0	0	0.0
<b>Bribery</b>	<b>0</b>	<b>0.0</b>	<b>0</b>	<b>0.0</b>
<b>Weapon Law Violations</b>	<b>0</b>	<b>0.0</b>	<b>0</b>	<b>0.0</b>

GROUP B OFFENSES	Offenses	Rate per 1,000
Bad Checks	0	0.0
Curfew/Vagrancy	0	0.0
Disorderly Conduct	0	0.0
DUI	0	0.0
Drunkenness	0	0.0
Family-Non Violent	0	0.0
Liquor Law Violations	0	0.0
Peeping Tom	0	0.0
Runaway	0	0.0
Trespass	0	0.0
All Other Offenses	0	0.0

2010 Fall Term Campus Population	
Undergraduate Enrollment	2,388
Graduate Enrollment	0
Staff Personnel	147
Faculty Personnel	99
Security Personnel	6
<b>Total Campus Population</b>	<b>2,640</b>



## Cumberland University - 2010

GROUP A OFFENSES	Offense	Rate per 1,000	Cleared	% Cleared
<b>Homicide Offenses (Total)</b>	<b>0</b>	<b>0.0</b>	<b>0</b>	<b>0.0</b>
Murder	0	0.0	0	0.0
Negligent Manslaughter	0	0.0	0	0.0
<b>Kidnaping/Abduction</b>	<b>0</b>	<b>0.0</b>	<b>0</b>	<b>0.0</b>
<b>Sex Offenses (Forcible) (Total)</b>	<b>0</b>	<b>0.0</b>	<b>0</b>	<b>0.0</b>
Forcible Rape	0	0.0	0	0.0
Forcible Sodomy	0	0.0	0	0.0
Sexual Assault W/Object	0	0.0	0	0.0
Forcible Fondling	0	0.0	0	0.0
<b>Robbery</b>	<b>0</b>	<b>0.0</b>	<b>0</b>	<b>0.0</b>
<b>Assault Offenses (Total)</b>	<b>0</b>	<b>0.0</b>	<b>0</b>	<b>0.0</b>
Aggravated Assault	0	0.0	0	0.0
Simple Assault	0	0.0	0	0.0
Intimidation	0	0.0	0	0.0
Stalking	0	0.0	0	0.0
<b>Arson</b>	<b>0</b>	<b>0.0</b>	<b>0</b>	<b>0.0</b>
<b>Extortion/Blackmail</b>	<b>0</b>	<b>0.0</b>	<b>0</b>	<b>0.0</b>
<b>Burglary</b>	<b>3</b>	<b>2.1</b>	<b>0</b>	<b>0.0</b>
<b>Larceny/Theft Offenses (Total)</b>	<b>7</b>	<b>4.9</b>	<b>0</b>	<b>0.0</b>
Theft - Pocket-picking	0	0.0	0	0.0
Theft - Purse Snatching	0	0.0	0	0.0
Theft - Shoplifting	0	0.0	0	0.0
Theft From Building	1	0.7	0	0.0
Theft From Coin Machine	0	0.0	0	0.0
Theft From Motor Vehicle	2	1.4	0	0.0
Theft of Motor Vehicle Parts	2	1.4	0	0.0
Theft - All Other Larceny	2	1.4	0	0.0
<b>Motor Vehicle Theft</b>	<b>0</b>	<b>0.0</b>	<b>0</b>	<b>0.0</b>
<b>Counterfeiting/Forgery</b>	<b>0</b>	<b>0.0</b>	<b>0</b>	<b>0.0</b>
<b>Fraud Offenses (Total)</b>	<b>0</b>	<b>0.0</b>	<b>0</b>	<b>0.0</b>
Fraud - False Pretenses	0	0.0	0	0.0
Fraud - Credit Card/ATM	0	0.0	0	0.0
Fraud - Impersonation	0	0.0	0	0.0
Fraud - Welfare	0	0.0	0	0.0
Fraud - Wire	0	0.0	0	0.0
<b>Embezzlement</b>	<b>0</b>	<b>0.0</b>	<b>0</b>	<b>0.0</b>
<b>Stolen Property Offenses</b>	<b>0</b>	<b>0.0</b>	<b>0</b>	<b>0.0</b>
<b>Destruction/Damage/Vandalism</b>	<b>0</b>	<b>0.0</b>	<b>0</b>	<b>0.0</b>
<b>Drug/Narcotic Violations (Total)</b>	<b>0</b>	<b>0.0</b>	<b>0</b>	<b>0.0</b>
Drug/Narcotic Violations	0	0.0	0	0.0
Drug/Narcotic Equipment Violations	0	0.0	0	0.0

GROUP A OFFENSES	Offense	Rate per 1,000	Cleared	% Cleared
<b>Sex Offenses (Nonforcible) (Total)</b>	<b>0</b>	<b>0.0</b>	<b>0</b>	<b>0.0</b>
Incest	0	0.0	0	0.0
Statutory Rape	0	0.0	0	0.0
<b>Pornography/Obscene Material</b>	<b>0</b>	<b>0.0</b>	<b>0</b>	<b>0.0</b>
<b>Gambling Offenses (Total)</b>	<b>0</b>	<b>0.0</b>	<b>0</b>	<b>0.0</b>
Gambling - Betting/Wagering	0	0.0	0	0.0
Gambling - Operating/Promoting	0	0.0	0	0.0
Gambling - Equipment Violations	0	0.0	0	0.0
Gambling - Sports Tampering	0	0.0	0	0.0
<b>Prostitution Offenses (Total)</b>	<b>0</b>	<b>0.0</b>	<b>0</b>	<b>0.0</b>
Prostitution	0	0.0	0	0.0
Prostitution Assisting/Promoting	0	0.0	0	0.0
<b>Bribery</b>	<b>0</b>	<b>0.0</b>	<b>0</b>	<b>0.0</b>
<b>Weapon Law Violations</b>	<b>0</b>	<b>0.0</b>	<b>0</b>	<b>0.0</b>

GROUP B OFFENSES	Offenses	Rate per 1,000
Bad Checks	0	0.0
Curfew/Vagrancy	0	0.0
Disorderly Conduct	0	0.0
DUI	0	0.0
Drunkenness	0	0.0
Family-Non Violent	0	0.0
Liquor Law Violations	0	0.0
Peeping Tom	0	0.0
Runaway	0	0.0
Trespass	0	0.0
All Other Offenses	0	0.0

2010 Fall Term Campus Population	
Undergraduate Enrollment	1,017
Graduate Enrollment	116
Staff Personnel	99
Faculty Personnel	66
Security Personnel	8
<b>Total Campus Population</b>	<b>1,306</b>



## Daymar Institute Clarksville - 2010

GROUP A OFFENSES	Offense	Rate per 1,000	Cleared	% Cleared
<b>Homicide Offenses (Total)</b>	<b>0</b>	<b>0.0</b>	<b>0</b>	<b>0.0</b>
Murder	0	0.0	0	0.0
Negligent Manslaughter	0	0.0	0	0.0
<b>Kidnaping/Abduction</b>	<b>0</b>	<b>0.0</b>	<b>0</b>	<b>0.0</b>
<b>Sex Offenses (Forcible) (Total)</b>	<b>0</b>	<b>0.0</b>	<b>0</b>	<b>0.0</b>
Forcible Rape	0	0.0	0	0.0
Forcible Sodomy	0	0.0	0	0.0
Sexual Assault W/Object	0	0.0	0	0.0
Forcible Fondling	0	0.0	0	0.0
<b>Robbery</b>	<b>0</b>	<b>0.0</b>	<b>0</b>	<b>0.0</b>
<b>Assault Offenses (Total)</b>	<b>0</b>	<b>0.0</b>	<b>0</b>	<b>0.0</b>
Aggravated Assault	0	0.0	0	0.0
Simple Assault	0	0.0	0	0.0
Intimidation	0	0.0	0	0.0
Stalking	0	0.0	0	0.0
<b>Arson</b>	<b>0</b>	<b>0.0</b>	<b>0</b>	<b>0.0</b>
<b>Extortion/Blackmail</b>	<b>0</b>	<b>0.0</b>	<b>0</b>	<b>0.0</b>
<b>Burglary</b>	<b>0</b>	<b>0.0</b>	<b>0</b>	<b>0.0</b>
<b>Larceny/Theft Offenses (Total)</b>	<b>0</b>	<b>0.0</b>	<b>0</b>	<b>0.0</b>
Theft - Pocket-picking	0	0.0	0	0.0
Theft - Purse Snatching	0	0.0	0	0.0
Theft - Shoplifting	0	0.0	0	0.0
Theft From Building	0	0.0	0	0.0
Theft From Coin Machine	0	0.0	0	0.0
Theft From Motor Vehicle	0	0.0	0	0.0
Theft of Motor Vehicle Parts	0	0.0	0	0.0
Theft - All Other Larceny	0	0.0	0	0.0
<b>Motor Vehicle Theft</b>	<b>0</b>	<b>0.0</b>	<b>0</b>	<b>0.0</b>
<b>Counterfeiting/Forgery</b>	<b>0</b>	<b>0.0</b>	<b>0</b>	<b>0.0</b>
<b>Fraud Offenses (Total)</b>	<b>0</b>	<b>0.0</b>	<b>0</b>	<b>0.0</b>
Fraud - False Pretenses	0	0.0	0	0.0
Fraud - Credit Card/ATM	0	0.0	0	0.0
Fraud - Impersonation	0	0.0	0	0.0
Fraud - Welfare	0	0.0	0	0.0
Fraud - Wire	0	0.0	0	0.0
<b>Embezzlement</b>	<b>0</b>	<b>0.0</b>	<b>0</b>	<b>0.0</b>
<b>Stolen Property Offenses</b>	<b>0</b>	<b>0.0</b>	<b>0</b>	<b>0.0</b>
<b>Destruction/Damage/Vandalism</b>	<b>0</b>	<b>0.0</b>	<b>0</b>	<b>0.0</b>
<b>Drug/Narcotic Violations (Total)</b>	<b>0</b>	<b>0.0</b>	<b>0</b>	<b>0.0</b>
Drug/Narcotic Violations	0	0.0	0	0.0
Drug/Narcotic Equipment Violations	0	0.0	0	0.0

GROUP A OFFENSES	Offense	Rate per 1,000	Cleared	% Cleared
<b>Sex Offenses (Nonforcible) (Total)</b>	<b>0</b>	<b>0.0</b>	<b>0</b>	<b>0.0</b>
Incest	0	0.0	0	0.0
Statutory Rape	0	0.0	0	0.0
<b>Pornography/Obscene Material</b>	<b>0</b>	<b>0.0</b>	<b>0</b>	<b>0.0</b>
<b>Gambling Offenses (Total)</b>	<b>0</b>	<b>0.0</b>	<b>0</b>	<b>0.0</b>
Gambling - Betting/Wagering	0	0.0	0	0.0
Gambling - Operating/Promoting	0	0.0	0	0.0
Gambling - Equipment Violations	0	0.0	0	0.0
Gambling - Sports Tampering	0	0.0	0	0.0
<b>Prostitution Offenses (Total)</b>	<b>0</b>	<b>0.0</b>	<b>0</b>	<b>0.0</b>
Prostitution	0	0.0	0	0.0
Prostitution Assisting/Promoting	0	0.0	0	0.0
<b>Bribery</b>	<b>0</b>	<b>0.0</b>	<b>0</b>	<b>0.0</b>
<b>Weapon Law Violations</b>	<b>0</b>	<b>0.0</b>	<b>0</b>	<b>0.0</b>

GROUP B OFFENSES	Offenses	Rate per 1,000
Bad Checks	0	0.0
Curfew/Vagrancy	0	0.0
Disorderly Conduct	0	0.0
DUI	0	0.0
Drunkenness	0	0.0
Family-Non Violent	0	0.0
Liquor Law Violations	0	0.0
Peeping Tom	0	0.0
Runaway	0	0.0
Trespass	0	0.0
All Other Offenses	0	0.0

2010 Fall Term Campus Population	
Undergraduate Enrollment	735
Graduate Enrollment	0
Staff Personnel	33
Faculty Personnel	41
Security Personnel	0
<b>Total Campus Population</b>	<b>809</b>



Daymar Institute, formerly known as Draughon's College, did not submit any incidents for the year 2010 but began submitting data for 2011. Please see [www.tncrimeonline.com](http://www.tncrimeonline.com) for updates.

## Daymar Institute Murfreesboro - 2010

GROUP A OFFENSES	Offense	Rate per 1,000	Cleared	% Cleared
<b>Homicide Offenses (Total)</b>	<b>0</b>	<b>0.0</b>	<b>0</b>	<b>0.0</b>
Murder	0	0.0	0	0.0
Negligent Manslaughter	0	0.0	0	0.0
<b>Kidnaping/Abduction</b>	<b>0</b>	<b>0.0</b>	<b>0</b>	<b>0.0</b>
<b>Sex Offenses (Forcible) (Total)</b>	<b>0</b>	<b>0.0</b>	<b>0</b>	<b>0.0</b>
Forcible Rape	0	0.0	0	0.0
Forcible Sodomy	0	0.0	0	0.0
Sexual Assault W/Object	0	0.0	0	0.0
Forcible Fondling	0	0.0	0	0.0
<b>Robbery</b>	<b>0</b>	<b>0.0</b>	<b>0</b>	<b>0.0</b>
<b>Assault Offenses (Total)</b>	<b>0</b>	<b>0.0</b>	<b>0</b>	<b>0.0</b>
Aggravated Assault	0	0.0	0	0.0
Simple Assault	0	0.0	0	0.0
Intimidation	0	0.0	0	0.0
Stalking	0	0.0	0	0.0
<b>Arson</b>	<b>0</b>	<b>0.0</b>	<b>0</b>	<b>0.0</b>
<b>Extortion/Blackmail</b>	<b>0</b>	<b>0.0</b>	<b>0</b>	<b>0.0</b>
<b>Burglary</b>	<b>0</b>	<b>0.0</b>	<b>0</b>	<b>0.0</b>
<b>Larceny/Theft Offenses (Total)</b>	<b>0</b>	<b>0.0</b>	<b>0</b>	<b>0.0</b>
Theft - Pocket-picking	0	0.0	0	0.0
Theft - Purse Snatching	0	0.0	0	0.0
Theft - Shoplifting	0	0.0	0	0.0
Theft From Building	0	0.0	0	0.0
Theft From Coin Machine	0	0.0	0	0.0
Theft From Motor Vehicle	0	0.0	0	0.0
Theft of Motor Vehicle Parts	0	0.0	0	0.0
Theft - All Other Larceny	0	0.0	0	0.0
<b>Motor Vehicle Theft</b>	<b>0</b>	<b>0.0</b>	<b>0</b>	<b>0.0</b>
<b>Counterfeiting/Forgery</b>	<b>0</b>	<b>0.0</b>	<b>0</b>	<b>0.0</b>
<b>Fraud Offenses (Total)</b>	<b>0</b>	<b>0.0</b>	<b>0</b>	<b>0.0</b>
Fraud - False Pretenses	0	0.0	0	0.0
Fraud - Credit Card/ATM	0	0.0	0	0.0
Fraud - Impersonation	0	0.0	0	0.0
Fraud - Welfare	0	0.0	0	0.0
Fraud - Wire	0	0.0	0	0.0
<b>Embezzlement</b>	<b>0</b>	<b>0.0</b>	<b>0</b>	<b>0.0</b>
<b>Stolen Property Offenses</b>	<b>0</b>	<b>0.0</b>	<b>0</b>	<b>0.0</b>
<b>Destruction/Damage/Vandalism</b>	<b>0</b>	<b>0.0</b>	<b>0</b>	<b>0.0</b>
<b>Drug/Narcotic Violations (Total)</b>	<b>0</b>	<b>0.0</b>	<b>0</b>	<b>0.0</b>
Drug/Narcotic Violations	0	0.0	0	0.0
Drug/Narcotic Equipment Violations	0	0.0	0	0.0

GROUP A OFFENSES	Offense	Rate per 1,000	Cleared	% Cleared
<b>Sex Offenses (Nonforcible) (Total)</b>	<b>0</b>	<b>0.0</b>	<b>0</b>	<b>0.0</b>
Incest	0	0.0	0	0.0
Statutory Rape	0	0.0	0	0.0
<b>Pornography/Obscene Material</b>	<b>0</b>	<b>0.0</b>	<b>0</b>	<b>0.0</b>
<b>Gambling Offenses (Total)</b>	<b>0</b>	<b>0.0</b>	<b>0</b>	<b>0.0</b>
Gambling - Betting/Wagering	0	0.0	0	0.0
Gambling - Operating/Promoting	0	0.0	0	0.0
Gambling - Equipment Violations	0	0.0	0	0.0
Gambling - Sports Tampering	0	0.0	0	0.0
<b>Prostitution Offenses (Total)</b>	<b>0</b>	<b>0.0</b>	<b>0</b>	<b>0.0</b>
Prostitution	0	0.0	0	0.0
Prostitution Assisting/Promoting	0	0.0	0	0.0
<b>Bribery</b>	<b>0</b>	<b>0.0</b>	<b>0</b>	<b>0.0</b>
<b>Weapon Law Violations</b>	<b>0</b>	<b>0.0</b>	<b>0</b>	<b>0.0</b>

GROUP B OFFENSES	Offenses	Rate per 1,000
Bad Checks	0	0.0
Curfew/Vagrancy	0	0.0
Disorderly Conduct	0	0.0
DUI	0	0.0
Drunkenness	0	0.0
Family-Non Violent	0	0.0
Liquor Law Violations	0	0.0
Peeping Tom	0	0.0
Runaway	0	0.0
Trespass	0	0.0
All Other Offenses	0	0.0

2010 Fall Term Campus Population	
Undergraduate Enrollment	615
Graduate Enrollment	0
Staff Personnel	32
Faculty Personnel	48
Security Personnel	0
<b>Total Campus Population</b>	<b>695</b>



Daymar Institute, formerly known as Draughon's College, did not submit any incidents for the year 2010 but began submitting data for 2011. Please see [www.tncrimeonline.com](http://www.tncrimeonline.com) for updates.

## Daymar Institute Nashville - 2010

GROUP A OFFENSES	Offense	Rate per 1,000	Cleared	% Cleared
<b>Homicide Offenses (Total)</b>	<b>0</b>	<b>0.0</b>	<b>0</b>	<b>0.0</b>
Murder	0	0.0	0	0.0
Negligent Manslaughter	0	0.0	0	0.0
<b>Kidnaping/Abduction</b>	<b>0</b>	<b>0.0</b>	<b>0</b>	<b>0.0</b>
<b>Sex Offenses (Forcible) (Total)</b>	<b>0</b>	<b>0.0</b>	<b>0</b>	<b>0.0</b>
Forcible Rape	0	0.0	0	0.0
Forcible Sodomy	0	0.0	0	0.0
Sexual Assault W/Object	0	0.0	0	0.0
Forcible Fondling	0	0.0	0	0.0
<b>Robbery</b>	<b>0</b>	<b>0.0</b>	<b>0</b>	<b>0.0</b>
<b>Assault Offenses (Total)</b>	<b>0</b>	<b>0.0</b>	<b>0</b>	<b>0.0</b>
Aggravated Assault	0	0.0	0	0.0
Simple Assault	0	0.0	0	0.0
Intimidation	0	0.0	0	0.0
Stalking	0	0.0	0	0.0
<b>Arson</b>	<b>0</b>	<b>0.0</b>	<b>0</b>	<b>0.0</b>
<b>Extortion/Blackmail</b>	<b>0</b>	<b>0.0</b>	<b>0</b>	<b>0.0</b>
<b>Burglary</b>	<b>0</b>	<b>0.0</b>	<b>0</b>	<b>0.0</b>
<b>Larceny/Theft Offenses (Total)</b>	<b>0</b>	<b>0.0</b>	<b>0</b>	<b>0.0</b>
Theft - Pocket-picking	0	0.0	0	0.0
Theft - Purse Snatching	0	0.0	0	0.0
Theft - Shoplifting	0	0.0	0	0.0
Theft From Building	0	0.0	0	0.0
Theft From Coin Machine	0	0.0	0	0.0
Theft From Motor Vehicle	0	0.0	0	0.0
Theft of Motor Vehicle Parts	0	0.0	0	0.0
Theft - All Other Larceny	0	0.0	0	0.0
<b>Motor Vehicle Theft</b>	<b>0</b>	<b>0.0</b>	<b>0</b>	<b>0.0</b>
<b>Counterfeiting/Forgery</b>	<b>0</b>	<b>0.0</b>	<b>0</b>	<b>0.0</b>
<b>Fraud Offenses (Total)</b>	<b>0</b>	<b>0.0</b>	<b>0</b>	<b>0.0</b>
Fraud - False Pretenses	0	0.0	0	0.0
Fraud - Credit Card/ATM	0	0.0	0	0.0
Fraud - Impersonation	0	0.0	0	0.0
Fraud - Welfare	0	0.0	0	0.0
Fraud - Wire	0	0.0	0	0.0
<b>Embezzlement</b>	<b>0</b>	<b>0.0</b>	<b>0</b>	<b>0.0</b>
<b>Stolen Property Offenses</b>	<b>0</b>	<b>0.0</b>	<b>0</b>	<b>0.0</b>
<b>Destruction/Damage/Vandalism</b>	<b>0</b>	<b>0.0</b>	<b>0</b>	<b>0.0</b>
<b>Drug/Narcotic Violations (Total)</b>	<b>0</b>	<b>0.0</b>	<b>0</b>	<b>0.0</b>
Drug/Narcotic Violations	0	0.0	0	0.0
Drug/Narcotic Equipment Violations	0	0.0	0	0.0

GROUP A OFFENSES	Offense	Rate per 1,000	Cleared	% Cleared
<b>Sex Offenses (Nonforcible) (Total)</b>	<b>0</b>	<b>0.0</b>	<b>0</b>	<b>0.0</b>
Incest	0	0.0	0	0.0
Statutory Rape	0	0.0	0	0.0
<b>Pornography/Obscene Material</b>	<b>0</b>	<b>0.0</b>	<b>0</b>	<b>0.0</b>
<b>Gambling Offenses (Total)</b>	<b>0</b>	<b>0.0</b>	<b>0</b>	<b>0.0</b>
Gambling - Betting/Wagering	0	0.0	0	0.0
Gambling - Operating/Promoting	0	0.0	0	0.0
Gambling - Equipment Violations	0	0.0	0	0.0
Gambling - Sports Tampering	0	0.0	0	0.0
<b>Prostitution Offenses (Total)</b>	<b>0</b>	<b>0.0</b>	<b>0</b>	<b>0.0</b>
Prostitution	0	0.0	0	0.0
Prostitution Assisting/Promoting	0	0.0	0	0.0
<b>Bribery</b>	<b>0</b>	<b>0.0</b>	<b>0</b>	<b>0.0</b>
<b>Weapon Law Violations</b>	<b>0</b>	<b>0.0</b>	<b>0</b>	<b>0.0</b>

GROUP B OFFENSES	Offenses	Rate per 1,000
Bad Checks	0	0.0
Curfew/Vagrancy	0	0.0
Disorderly Conduct	0	0.0
DUI	0	0.0
Drunkenness	0	0.0
Family-Non Violent	0	0.0
Liquor Law Violations	0	0.0
Peeping Tom	0	0.0
Runaway	0	0.0
Trespass	0	0.0
All Other Offenses	0	0.0

2010 Fall Term Campus Population	
Undergraduate Enrollment	501
Graduate Enrollment	0
Staff Personnel	26
Faculty Personnel	53
Security Personnel	2
<b>Total Campus Population</b>	<b>582</b>



Crime on Campus 2010

Daymar Institute, formerly known as Draughon's College, did not submit any incidents for the year 2010 but began submitting data for 2011. Please see [www.tncrimeonline.com](http://www.tncrimeonline.com) for updates.

## Dyersburg State Community College - 2010

GROUP A OFFENSES	Offense	Rate per 1,000	Cleared	% Cleared
<b>Homicide Offenses (Total)</b>	<b>0</b>	<b>0.0</b>	<b>0</b>	<b>0.0</b>
Murder	0	0.0	0	0.0
Negligent Manslaughter	0	0.0	0	0.0
<b>Kidnaping/Abduction</b>	<b>0</b>	<b>0.0</b>	<b>0</b>	<b>0.0</b>
<b>Sex Offenses (Forcible) (Total)</b>	<b>1</b>	<b>0.3</b>	<b>0</b>	<b>0.0</b>
Forcible Rape	0	0.0	0	0.0
Forcible Sodomy	0	0.0	0	0.0
Sexual Assault W/Object	0	0.0	0	0.0
Forcible Fondling	1	0.3	0	0.0
<b>Robbery</b>	<b>0</b>	<b>0.0</b>	<b>0</b>	<b>0.0</b>
<b>Assault Offenses (Total)</b>	<b>1</b>	<b>0.3</b>	<b>1</b>	<b>100.0</b>
Aggravated Assault	0	0.0	0	0.0
Simple Assault	0	0.0	0	0.0
Intimidation	1	0.3	1	100.0
Stalking	0	0.0	0	0.0
<b>Arson</b>	<b>0</b>	<b>0.0</b>	<b>0</b>	<b>0.0</b>
<b>Extortion/Blackmail</b>	<b>0</b>	<b>0.0</b>	<b>0</b>	<b>0.0</b>
<b>Burglary</b>	<b>0</b>	<b>0.0</b>	<b>0</b>	<b>0.0</b>
<b>Larceny/Theft Offenses (Total)</b>	<b>1</b>	<b>0.3</b>	<b>1</b>	<b>100.0</b>
Theft - Pocket-picking	0	0.0	0	0.0
Theft - Purse Snatching	0	0.0	0	0.0
Theft - Shoplifting	0	0.0	0	0.0
Theft From Building	0	0.0	0	0.0
Theft From Coin Machine	0	0.0	0	0.0
Theft From Motor Vehicle	1	0.3	1	100.0
Theft of Motor Vehicle Parts	0	0.0	0	0.0
Theft - All Other Larceny	0	0.0	0	0.0
<b>Motor Vehicle Theft</b>	<b>0</b>	<b>0.0</b>	<b>0</b>	<b>0.0</b>
<b>Counterfeiting/Forgery</b>	<b>0</b>	<b>0.0</b>	<b>0</b>	<b>0.0</b>
<b>Fraud Offenses (Total)</b>	<b>0</b>	<b>0.0</b>	<b>0</b>	<b>0.0</b>
Fraud - False Pretenses	0	0.0	0	0.0
Fraud - Credit Card/ATM	0	0.0	0	0.0
Fraud - Impersonation	0	0.0	0	0.0
Fraud - Welfare	0	0.0	0	0.0
Fraud - Wire	0	0.0	0	0.0
<b>Embezzlement</b>	<b>0</b>	<b>0.0</b>	<b>0</b>	<b>0.0</b>
<b>Stolen Property Offenses</b>	<b>0</b>	<b>0.0</b>	<b>0</b>	<b>0.0</b>
<b>Destruction/Damage/Vandalism</b>	<b>2</b>	<b>0.6</b>	<b>2</b>	<b>100.0</b>
<b>Drug/Narcotic Violations (Total)</b>	<b>1</b>	<b>0.3</b>	<b>1</b>	<b>100.0</b>
Drug/Narcotic Violations	1	0.3	1	100.0
Drug/Narcotic Equipment Violations	0	0.0	0	0.0

GROUP A OFFENSES	Offense	Rate per 1,000	Cleared	% Cleared
<b>Sex Offenses (Nonforcible) (Total)</b>	<b>0</b>	<b>0.0</b>	<b>0</b>	<b>0.0</b>
Incest	0	0.0	0	0.0
Statutory Rape	0	0.0	0	0.0
<b>Pornography/Obscene Material</b>	<b>0</b>	<b>0.0</b>	<b>0</b>	<b>0.0</b>
<b>Gambling Offenses (Total)</b>	<b>0</b>	<b>0.0</b>	<b>0</b>	<b>0.0</b>
Gambling - Betting/Wagering	0	0.0	0	0.0
Gambling - Operating/Promoting	0	0.0	0	0.0
Gambling - Equipment Violations	0	0.0	0	0.0
Gambling - Sports Tampering	0	0.0	0	0.0
<b>Prostitution Offenses (Total)</b>	<b>0</b>	<b>0.0</b>	<b>0</b>	<b>0.0</b>
Prostitution	0	0.0	0	0.0
Prostitution Assisting/Promoting	0	0.0	0	0.0
<b>Bribery</b>	<b>0</b>	<b>0.0</b>	<b>0</b>	<b>0.0</b>
<b>Weapon Law Violations</b>	<b>0</b>	<b>0.0</b>	<b>0</b>	<b>0.0</b>

GROUP B OFFENSES	Offenses	Rate per 1,000
Bad Checks	0	0.0
Curfew/Vagrancy	0	0.0
Disorderly Conduct	0	0.0
DUI	0	0.0
Drunkenness	0	0.0
Family-Non Violent	0	0.0
Liquor Law Violations	0	0.0
Peeping Tom	0	0.0
Runaway	0	0.0
Trespass	0	0.0
All Other Offenses	0	0.0

2010 Fall Term Campus Population	
Undergraduate Enrollment	3,301
Graduate Enrollment	0
Staff Personnel	163
Faculty Personnel	159
Security Personnel	5
<b>Total Campus Population</b>	<b>3,628</b>



## East Tennessee State University - 2010

GROUP A OFFENSES	Offense	Rate per 1,000	Cleared	% Cleared
<b>Homicide Offenses (Total)</b>	<b>0</b>	<b>0.0</b>	<b>0</b>	<b>0.0</b>
Murder	0	0.0	0	0.0
Negligent Manslaughter	0	0.0	0	0.0
<b>Kidnaping/Abduction</b>	<b>0</b>	<b>0.0</b>	<b>0</b>	<b>0.0</b>
<b>Sex Offenses (Forcible) (Total)</b>	<b>1</b>	<b>0.1</b>	<b>0</b>	<b>0.0</b>
Forcible Rape	0	0.0	0	0.0
Forcible Sodomy	0	0.0	0	0.0
Sexual Assault W/Object	0	0.0	0	0.0
Forcible Fondling	1	0.1	0	0.0
<b>Robbery</b>	<b>3</b>	<b>0.2</b>	<b>2</b>	<b>66.7</b>
<b>Assault Offenses (Total)</b>	<b>39</b>	<b>2.4</b>	<b>27</b>	<b>69.2</b>
Aggravated Assault	5	0.3	4	80.0
Simple Assault	19	1.2	15	78.9
Intimidation	15	0.9	8	53.3
Stalking	0	0.0	0	0.0
<b>Arson</b>	<b>1</b>	<b>0.1</b>	<b>0</b>	<b>0.0</b>
<b>Extortion/Blackmail</b>	<b>0</b>	<b>0.0</b>	<b>0</b>	<b>0.0</b>
<b>Burglary</b>	<b>22</b>	<b>1.3</b>	<b>2</b>	<b>9.1</b>
<b>Larceny/Theft Offenses (Total)</b>	<b>121</b>	<b>7.4</b>	<b>11</b>	<b>9.1</b>
Theft - Pocket-picking	0	0.0	0	0.0
Theft - Purse Snatching	0	0.0	0	0.0
Theft - Shoplifting	2	0.1	1	50.0
Theft From Building	70	4.3	10	14.3
Theft From Coin Machine	0	0.0	0	0.0
Theft From Motor Vehicle	21	1.3	0	0.0
Theft of Motor Vehicle Parts	15	0.9	0	0.0
Theft - All Other Larceny	13	0.8	0	0.0
<b>Motor Vehicle Theft</b>	<b>3</b>	<b>0.2</b>	<b>2</b>	<b>66.7</b>
<b>Counterfeiting/Forgery</b>	<b>0</b>	<b>0.0</b>	<b>0</b>	<b>0.0</b>
<b>Fraud Offenses (Total)</b>	<b>10</b>	<b>0.6</b>	<b>3</b>	<b>30.0</b>
Fraud - False Pretenses	3	0.2	1	33.3
Fraud - Credit Card/ATM	5	0.3	0	0.0
Fraud - Impersonation	2	0.1	2	100.0
Fraud - Welfare	0	0.0	0	0.0
Fraud - Wire	0	0.0	0	0.0
<b>Embezzlement</b>	<b>0</b>	<b>0.0</b>	<b>0</b>	<b>0.0</b>
<b>Stolen Property Offenses</b>	<b>0</b>	<b>0.0</b>	<b>0</b>	<b>0.0</b>
<b>Destruction/Damage/Vandalism</b>	<b>77</b>	<b>4.7</b>	<b>10</b>	<b>13.0</b>
<b>Drug/Narcotic Violations (Total)</b>	<b>42</b>	<b>2.6</b>	<b>42</b>	<b>100.0</b>
Drug/Narcotic Violations	22	1.3	22	100.0
Drug/Narcotic Equipment Violations	20	1.2	20	100.0

GROUP A OFFENSES	Offense	Rate per 1,000	Cleared	% Cleared
<b>Sex Offenses (Nonforcible) (Total)</b>	<b>0</b>	<b>0.0</b>	<b>0</b>	<b>0.0</b>
Incest	0	0.0	0	0.0
Statutory Rape	0	0.0	0	0.0
<b>Pornography/Obscene Material</b>	<b>0</b>	<b>0.0</b>	<b>0</b>	<b>0.0</b>
<b>Gambling Offenses (Total)</b>	<b>0</b>	<b>0.0</b>	<b>0</b>	<b>0.0</b>
Gambling - Betting/Wagering	0	0.0	0	0.0
Gambling - Operating/Promoting	0	0.0	0	0.0
Gambling - Equipment Violations	0	0.0	0	0.0
Gambling - Sports Tampering	0	0.0	0	0.0
<b>Prostitution Offenses (Total)</b>	<b>0</b>	<b>0.0</b>	<b>0</b>	<b>0.0</b>
Prostitution	0	0.0	0	0.0
Prostitution Assisting/Promoting	0	0.0	0	0.0
<b>Bribery</b>	<b>0</b>	<b>0.0</b>	<b>0</b>	<b>0.0</b>
<b>Weapon Law Violations</b>	<b>3</b>	<b>0.2</b>	<b>2</b>	<b>66.7</b>

GROUP B OFFENSES	Offenses	Rate per 1,000
Bad Checks	1	0.1
Curfew/Vagrancy	0	0.0
Disorderly Conduct	1	0.1
DUI	40	2.4
Drunkenness	18	1.1
Family-Non Violent	0	0.0
Liquor Law Violations	68	4.2
Peeping Tom	0	0.0
Runaway	0	0.0
Trespass	1	0.1
All Other Offenses	13	0.8

2010 Fall Term Campus Population	
Undergraduate Enrollment	12,393
Graduate Enrollment	1,872
Staff Personnel	1,434
Faculty Personnel	864
Security Personnel	31
<b>Total Campus Population</b>	<b>16,594</b>





## Emmanuel School of Religion - 2010

GROUP A OFFENSES	Offense	Rate per 1,000	Cleared	% Cleared
<b>Homicide Offenses (Total)</b>	<b>0</b>	<b>0.0</b>	<b>0</b>	<b>0.0</b>
Murder	0	0.0	0	0.0
Negligent Manslaughter	0	0.0	0	0.0
<b>Kidnaping/Abduction</b>	<b>0</b>	<b>0.0</b>	<b>0</b>	<b>0.0</b>
<b>Sex Offenses (Forcible) (Total)</b>	<b>0</b>	<b>0.0</b>	<b>0</b>	<b>0.0</b>
Forcible Rape	0	0.0	0	0.0
Forcible Sodomy	0	0.0	0	0.0
Sexual Assault W/Object	0	0.0	0	0.0
Forcible Fondling	0	0.0	0	0.0
<b>Robbery</b>	<b>0</b>	<b>0.0</b>	<b>0</b>	<b>0.0</b>
<b>Assault Offenses (Total)</b>	<b>0</b>	<b>0.0</b>	<b>0</b>	<b>0.0</b>
Aggravated Assault	0	0.0	0	0.0
Simple Assault	0	0.0	0	0.0
Intimidation	0	0.0	0	0.0
Stalking	0	0.0	0	0.0
<b>Arson</b>	<b>0</b>	<b>0.0</b>	<b>0</b>	<b>0.0</b>
<b>Extortion/Blackmail</b>	<b>0</b>	<b>0.0</b>	<b>0</b>	<b>0.0</b>
<b>Burglary</b>	<b>0</b>	<b>0.0</b>	<b>0</b>	<b>0.0</b>
<b>Larceny/Theft Offenses (Total)</b>	<b>2</b>	<b>15.6</b>	<b>0</b>	<b>0.0</b>
Theft - Pocket-picking	0	0.0	0	0.0
Theft - Purse Snatching	0	0.0	0	0.0
Theft - Shoplifting	0	0.0	0	0.0
Theft From Building	0	0.0	0	0.0
Theft From Coin Machine	0	0.0	0	0.0
Theft From Motor Vehicle	2	15.6	0	0.0
Theft of Motor Vehicle Parts	0	0.0	0	0.0
Theft - All Other Larceny	0	0.0	0	0.0
<b>Motor Vehicle Theft</b>	<b>0</b>	<b>0.0</b>	<b>0</b>	<b>0.0</b>
<b>Counterfeiting/Forgery</b>	<b>0</b>	<b>0.0</b>	<b>0</b>	<b>0.0</b>
<b>Fraud Offenses (Total)</b>	<b>0</b>	<b>0.0</b>	<b>0</b>	<b>0.0</b>
Fraud - False Pretenses	0	0.0	0	0.0
Fraud - Credit Card/ATM	0	0.0	0	0.0
Fraud - Impersonation	0	0.0	0	0.0
Fraud - Welfare	0	0.0	0	0.0
Fraud - Wire	0	0.0	0	0.0
<b>Embezzlement</b>	<b>0</b>	<b>0.0</b>	<b>0</b>	<b>0.0</b>
<b>Stolen Property Offenses</b>	<b>0</b>	<b>0.0</b>	<b>0</b>	<b>0.0</b>
<b>Destruction/Damage/Vandalism</b>	<b>0</b>	<b>0.0</b>	<b>0</b>	<b>0.0</b>
<b>Drug/Narcotic Violations (Total)</b>	<b>0</b>	<b>0.0</b>	<b>0</b>	<b>0.0</b>
Drug/Narcotic Violations	0	0.0	0	0.0
Drug/Narcotic Equipment Violations	0	0.0	0	0.0

GROUP A OFFENSES	Offense	Rate per 1,000	Cleared	% Cleared
<b>Sex Offenses (Nonforcible) (Total)</b>	<b>0</b>	<b>0.0</b>	<b>0</b>	<b>0.0</b>
Incest	0	0.0	0	0.0
Statutory Rape	0	0.0	0	0.0
<b>Pornography/Obscene Material</b>	<b>0</b>	<b>0.0</b>	<b>0</b>	<b>0.0</b>
<b>Gambling Offenses (Total)</b>	<b>0</b>	<b>0.0</b>	<b>0</b>	<b>0.0</b>
Gambling - Betting/Wagering	0	0.0	0	0.0
Gambling - Operating/Promoting	0	0.0	0	0.0
Gambling - Equipment Violations	0	0.0	0	0.0
Gambling - Sports Tampering	0	0.0	0	0.0
<b>Prostitution Offenses (Total)</b>	<b>0</b>	<b>0.0</b>	<b>0</b>	<b>0.0</b>
Prostitution	0	0.0	0	0.0
Prostitution Assisting/Promoting	0	0.0	0	0.0
<b>Bribery</b>	<b>0</b>	<b>0.0</b>	<b>0</b>	<b>0.0</b>
<b>Weapon Law Violations</b>	<b>0</b>	<b>0.0</b>	<b>0</b>	<b>0.0</b>

GROUP B OFFENSES	Offenses	Rate per 1,000
Bad Checks	0	0.0
Curfew/Vagrancy	0	0.0
Disorderly Conduct	0	0.0
DUI	0	0.0
Drunkenness	0	0.0
Family-Non Violent	0	0.0
Liquor Law Violations	0	0.0
Peeping Tom	0	0.0
Runaway	0	0.0
Trespass	0	0.0
All Other Offenses	0	0.0

2010 Fall Term Campus Population	
Undergraduate Enrollment	0
Graduate Enrollment	94
Staff Personnel	20
Faculty Personnel	13
Security Personnel	1
<b>Total Campus Population</b>	<b>128</b>



## Fisk University - 2010

GROUP A OFFENSES	Offense	Rate per 1,000	Cleared	% Cleared
<b>Homicide Offenses (Total)</b>	<b>0</b>	<b>0.0</b>	<b>0</b>	<b>0.0</b>
Murder	0	0.0	0	0.0
Negligent Manslaughter	0	0.0	0	0.0
<b>Kidnaping/Abduction</b>	<b>0</b>	<b>0.0</b>	<b>0</b>	<b>0.0</b>
<b>Sex Offenses (Forcible) (Total)</b>	<b>0</b>	<b>0.0</b>	<b>0</b>	<b>0.0</b>
Forcible Rape	0	0.0	0	0.0
Forcible Sodomy	0	0.0	0	0.0
Sexual Assault W/Object	0	0.0	0	0.0
Forcible Fondling	0	0.0	0	0.0
<b>Robbery</b>	<b>1</b>	<b>1.2</b>	<b>0</b>	<b>0.0</b>
<b>Assault Offenses (Total)</b>	<b>6</b>	<b>7.1</b>	<b>4</b>	<b>66.7</b>
Aggravated Assault	1	1.2	0	0.0
Simple Assault	5	5.9	4	80.0
Intimidation	0	0.0	0	0.0
Stalking	0	0.0	0	0.0
<b>Arson</b>	<b>0</b>	<b>0.0</b>	<b>0</b>	<b>0.0</b>
<b>Extortion/Blackmail</b>	<b>0</b>	<b>0.0</b>	<b>0</b>	<b>0.0</b>
<b>Burglary</b>	<b>0</b>	<b>0.0</b>	<b>0</b>	<b>0.0</b>
<b>Larceny/Theft Offenses (Total)</b>	<b>1</b>	<b>1.2</b>	<b>0</b>	<b>0.0</b>
Theft - Pocket-picking	0	0.0	0	0.0
Theft - Purse Snatching	0	0.0	0	0.0
Theft - Shoplifting	0	0.0	0	0.0
Theft From Building	1	1.2	0	0.0
Theft From Coin Machine	0	0.0	0	0.0
Theft From Motor Vehicle	0	0.0	0	0.0
Theft of Motor Vehicle Parts	0	0.0	0	0.0
Theft - All Other Larceny	0	0.0	0	0.0
<b>Motor Vehicle Theft</b>	<b>0</b>	<b>0.0</b>	<b>0</b>	<b>0.0</b>
<b>Counterfeiting/Forgery</b>	<b>1</b>	<b>1.2</b>	<b>0</b>	<b>0.0</b>
<b>Fraud Offenses (Total)</b>	<b>0</b>	<b>0.0</b>	<b>0</b>	<b>0.0</b>
Fraud - False Pretenses	0	0.0	0	0.0
Fraud - Credit Card/ATM	0	0.0	0	0.0
Fraud - Impersonation	0	0.0	0	0.0
Fraud - Welfare	0	0.0	0	0.0
Fraud - Wire	0	0.0	0	0.0
<b>Embezzlement</b>	<b>0</b>	<b>0.0</b>	<b>0</b>	<b>0.0</b>
<b>Stolen Property Offenses</b>	<b>0</b>	<b>0.0</b>	<b>0</b>	<b>0.0</b>
<b>Destruction/Damage/Vandalism</b>	<b>0</b>	<b>0.0</b>	<b>0</b>	<b>0.0</b>
<b>Drug/Narcotic Violations (Total)</b>	<b>0</b>	<b>0.0</b>	<b>0</b>	<b>0.0</b>
Drug/Narcotic Violations	0	0.0	0	0.0
Drug/Narcotic Equipment Violations	0	0.0	0	0.0

GROUP A OFFENSES	Offense	Rate per 1,000	Cleared	% Cleared
<b>Sex Offenses (Nonforcible) (Total)</b>	<b>0</b>	<b>0.0</b>	<b>0</b>	<b>0.0</b>
Incest	0	0.0	0	0.0
Statutory Rape	0	0.0	0	0.0
<b>Pornography/Obscene Material</b>	<b>0</b>	<b>0.0</b>	<b>0</b>	<b>0.0</b>
<b>Gambling Offenses (Total)</b>	<b>0</b>	<b>0.0</b>	<b>0</b>	<b>0.0</b>
Gambling - Betting/Wagering	0	0.0	0	0.0
Gambling - Operating/Promoting	0	0.0	0	0.0
Gambling - Equipment Violations	0	0.0	0	0.0
Gambling - Sports Tampering	0	0.0	0	0.0
<b>Prostitution Offenses (Total)</b>	<b>0</b>	<b>0.0</b>	<b>0</b>	<b>0.0</b>
Prostitution	0	0.0	0	0.0
Prostitution Assisting/Promoting	0	0.0	0	0.0
<b>Bribery</b>	<b>0</b>	<b>0.0</b>	<b>0</b>	<b>0.0</b>
<b>Weapon Law Violations</b>	<b>0</b>	<b>0.0</b>	<b>0</b>	<b>0.0</b>

GROUP B OFFENSES	Offenses	Rate per 1,000
Bad Checks	0	0.0
Curfew/Vagrancy	0	0.0
Disorderly Conduct	2	2.4
DUI	0	0.0
Drunkenness	0	0.0
Family-Non Violent	0	0.0
Liquor Law Violations	0	0.0
Peeping Tom	0	0.0
Runaway	0	0.0
Trespass	0	0.0
All Other Offenses	4	4.8

2010 Fall Term Campus Population	
Undergraduate Enrollment	527
Graduate Enrollment	49
Staff Personnel	101
Faculty Personnel	86
Security Personnel	13
<b>Total Campus Population</b>	<b>776</b>



## Free Will Baptist Bible College - 2010

GROUP A OFFENSES	Offense	Rate per 1,000	Cleared	% Cleared
<b>Homicide Offenses (Total)</b>	<b>0</b>	<b>0.0</b>	<b>0</b>	<b>0.0</b>
Murder	0	0.0	0	0.0
Negligent Manslaughter	0	0.0	0	0.0
<b>Kidnaping/Abduction</b>	<b>0</b>	<b>0.0</b>	<b>0</b>	<b>0.0</b>
<b>Sex Offenses (Forcible) (Total)</b>	<b>0</b>	<b>0.0</b>	<b>0</b>	<b>0.0</b>
Forcible Rape	0	0.0	0	0.0
Forcible Sodomy	0	0.0	0	0.0
Sexual Assault W/Object	0	0.0	0	0.0
Forcible Fondling	0	0.0	0	0.0
<b>Robbery</b>	<b>0</b>	<b>0.0</b>	<b>0</b>	<b>0.0</b>
<b>Assault Offenses (Total)</b>	<b>0</b>	<b>0.0</b>	<b>0</b>	<b>0.0</b>
Aggravated Assault	0	0.0	0	0.0
Simple Assault	0	0.0	0	0.0
Intimidation	0	0.0	0	0.0
Stalking	0	0.0	0	0.0
<b>Arson</b>	<b>0</b>	<b>0.0</b>	<b>0</b>	<b>0.0</b>
<b>Extortion/Blackmail</b>	<b>0</b>	<b>0.0</b>	<b>0</b>	<b>0.0</b>
<b>Burglary</b>	<b>0</b>	<b>0.0</b>	<b>0</b>	<b>0.0</b>
<b>Larceny/Theft Offenses (Total)</b>	<b>0</b>	<b>0.0</b>	<b>0</b>	<b>0.0</b>
Theft - Pocket-picking	0	0.0	0	0.0
Theft - Purse Snatching	0	0.0	0	0.0
Theft - Shoplifting	0	0.0	0	0.0
Theft From Building	0	0.0	0	0.0
Theft From Coin Machine	0	0.0	0	0.0
Theft From Motor Vehicle	0	0.0	0	0.0
Theft of Motor Vehicle Parts	0	0.0	0	0.0
Theft - All Other Larceny	0	0.0	0	0.0
<b>Motor Vehicle Theft</b>	<b>0</b>	<b>0.0</b>	<b>0</b>	<b>0.0</b>
<b>Counterfeiting/Forgery</b>	<b>0</b>	<b>0.0</b>	<b>0</b>	<b>0.0</b>
<b>Fraud Offenses (Total)</b>	<b>0</b>	<b>0.0</b>	<b>0</b>	<b>0.0</b>
Fraud - False Pretenses	0	0.0	0	0.0
Fraud - Credit Card/ATM	0	0.0	0	0.0
Fraud - Impersonation	0	0.0	0	0.0
Fraud - Welfare	0	0.0	0	0.0
Fraud - Wire	0	0.0	0	0.0
<b>Embezzlement</b>	<b>0</b>	<b>0.0</b>	<b>0</b>	<b>0.0</b>
<b>Stolen Property Offenses</b>	<b>0</b>	<b>0.0</b>	<b>0</b>	<b>0.0</b>
<b>Destruction/Damage/Vandalism</b>	<b>1</b>	<b>3.2</b>	<b>0</b>	<b>0.0</b>
<b>Drug/Narcotic Violations (Total)</b>	<b>0</b>	<b>0.0</b>	<b>0</b>	<b>0.0</b>
Drug/Narcotic Violations	0	0.0	0	0.0
Drug/Narcotic Equipment Violations	0	0.0	0	0.0

GROUP A OFFENSES	Offense	Rate per 1,000	Cleared	% Cleared
<b>Sex Offenses (Nonforcible) (Total)</b>	<b>0</b>	<b>0.0</b>	<b>0</b>	<b>0.0</b>
Incest	0	0.0	0	0.0
Statutory Rape	0	0.0	0	0.0
<b>Pornography/Obscene Material</b>	<b>0</b>	<b>0.0</b>	<b>0</b>	<b>0.0</b>
<b>Gambling Offenses (Total)</b>	<b>0</b>	<b>0.0</b>	<b>0</b>	<b>0.0</b>
Gambling - Betting/Wagering	0	0.0	0	0.0
Gambling - Operating/Promoting	0	0.0	0	0.0
Gambling - Equipment Violations	0	0.0	0	0.0
Gambling - Sports Tampering	0	0.0	0	0.0
<b>Prostitution Offenses (Total)</b>	<b>0</b>	<b>0.0</b>	<b>0</b>	<b>0.0</b>
Prostitution	0	0.0	0	0.0
Prostitution Assisting/Promoting	0	0.0	0	0.0
<b>Bribery</b>	<b>0</b>	<b>0.0</b>	<b>0</b>	<b>0.0</b>
<b>Weapon Law Violations</b>	<b>0</b>	<b>0.0</b>	<b>0</b>	<b>0.0</b>

GROUP B OFFENSES	Offenses	Rate per 1,000
Bad Checks	0	0.0
Curfew/Vagrancy	0	0.0
Disorderly Conduct	0	0.0
DUI	0	0.0
Drunkenness	0	0.0
Family-Non Violent	0	0.0
Liquor Law Violations	0	0.0
Peeping Tom	0	0.0
Runaway	0	0.0
Trespass	0	0.0
All Other Offenses	0	0.0

2010 Fall Term Campus Population	
Undergraduate Enrollment	151
Graduate Enrollment	0
Staff Personnel	28
Faculty Personnel	22
Security Personnel	4
<b>Total Campus Population</b>	<b>205</b>



## Freed-Hardeman University - 2010

GROUP A OFFENSES	Offense	Rate per 1,000	Cleared	% Cleared
<b>Homicide Offenses (Total)</b>	<b>0</b>	<b>0.0</b>	<b>0</b>	<b>0.0</b>
Murder	0	0.0	0	0.0
Negligent Manslaughter	0	0.0	0	0.0
<b>Kidnaping/Abduction</b>	<b>0</b>	<b>0.0</b>	<b>0</b>	<b>0.0</b>
<b>Sex Offenses (Forcible) (Total)</b>	<b>0</b>	<b>0.0</b>	<b>0</b>	<b>0.0</b>
Forcible Rape	0	0.0	0	0.0
Forcible Sodomy	0	0.0	0	0.0
Sexual Assault W/Object	0	0.0	0	0.0
Forcible Fondling	0	0.0	0	0.0
<b>Robbery</b>	<b>0</b>	<b>0.0</b>	<b>0</b>	<b>0.0</b>
<b>Assault Offenses (Total)</b>	<b>0</b>	<b>0.0</b>	<b>0</b>	<b>0.0</b>
Aggravated Assault	0	0.0	0	0.0
Simple Assault	0	0.0	0	0.0
Intimidation	0	0.0	0	0.0
Stalking	0	0.0	0	0.0
<b>Arson</b>	<b>0</b>	<b>0.0</b>	<b>0</b>	<b>0.0</b>
<b>Extortion/Blackmail</b>	<b>0</b>	<b>0.0</b>	<b>0</b>	<b>0.0</b>
<b>Burglary</b>	<b>1</b>	<b>0.6</b>	<b>0</b>	<b>0.0</b>
<b>Larceny/Theft Offenses (Total)</b>	<b>10</b>	<b>5.7</b>	<b>6</b>	<b>60.0</b>
Theft - Pocket-picking	0	0.0	0	0.0
Theft - Purse Snatching	0	0.0	0	0.0
Theft - Shoplifting	0	0.0	0	0.0
Theft From Building	6	3.4	3	50.0
Theft From Coin Machine	0	0.0	0	0.0
Theft From Motor Vehicle	2	1.1	2	100.0
Theft of Motor Vehicle Parts	0	0.0	0	0.0
Theft - All Other Larceny	2	1.1	1	50.0
<b>Motor Vehicle Theft</b>	<b>0</b>	<b>0.0</b>	<b>0</b>	<b>0.0</b>
<b>Counterfeiting/Forgery</b>	<b>0</b>	<b>0.0</b>	<b>0</b>	<b>0.0</b>
<b>Fraud Offenses (Total)</b>	<b>0</b>	<b>0.0</b>	<b>0</b>	<b>0.0</b>
Fraud - False Pretenses	0	0.0	0	0.0
Fraud - Credit Card/ATM	0	0.0	0	0.0
Fraud - Impersonation	0	0.0	0	0.0
Fraud - Welfare	0	0.0	0	0.0
Fraud - Wire	0	0.0	0	0.0
<b>Embezzlement</b>	<b>0</b>	<b>0.0</b>	<b>0</b>	<b>0.0</b>
<b>Stolen Property Offenses</b>	<b>0</b>	<b>0.0</b>	<b>0</b>	<b>0.0</b>
<b>Destruction/Damage/Vandalism</b>	<b>4</b>	<b>2.3</b>	<b>0</b>	<b>0.0</b>
<b>Drug/Narcotic Violations (Total)</b>	<b>0</b>	<b>0.0</b>	<b>0</b>	<b>0.0</b>
Drug/Narcotic Violations	0	0.0	0	0.0
Drug/Narcotic Equipment Violations	0	0.0	0	0.0

GROUP A OFFENSES	Offense	Rate per 1,000	Cleared	% Cleared
<b>Sex Offenses (Nonforcible) (Total)</b>	<b>0</b>	<b>0.0</b>	<b>0</b>	<b>0.0</b>
Incest	0	0.0	0	0.0
Statutory Rape	0	0.0	0	0.0
<b>Pornography/Obscene Material</b>	<b>0</b>	<b>0.0</b>	<b>0</b>	<b>0.0</b>
<b>Gambling Offenses (Total)</b>	<b>0</b>	<b>0.0</b>	<b>0</b>	<b>0.0</b>
Gambling - Betting/Wagering	0	0.0	0	0.0
Gambling - Operating/Promoting	0	0.0	0	0.0
Gambling - Equipment Violations	0	0.0	0	0.0
Gambling - Sports Tampering	0	0.0	0	0.0
<b>Prostitution Offenses (Total)</b>	<b>0</b>	<b>0.0</b>	<b>0</b>	<b>0.0</b>
Prostitution	0	0.0	0	0.0
Prostitution Assisting/Promoting	0	0.0	0	0.0
<b>Bribery</b>	<b>0</b>	<b>0.0</b>	<b>0</b>	<b>0.0</b>
<b>Weapon Law Violations</b>	<b>0</b>	<b>0.0</b>	<b>0</b>	<b>0.0</b>

GROUP B OFFENSES	Offenses	Rate per 1,000
Bad Checks	0	0.0
Curfew/Vagrancy	0	0.0
Disorderly Conduct	0	0.0
DUI	0	0.0
Drunkenness	0	0.0
Family-Non Violent	0	0.0
Liquor Law Violations	0	0.0
Peeping Tom	0	0.0
Runaway	0	0.0
Trespass	0	0.0
All Other Offenses	0	0.0

2010 Fall Term Campus Population	
Undergraduate Enrollment	1,478
Graduate Enrollment	366
Staff Personnel	183
Faculty Personnel	139
Security Personnel	7
<b>Total Campus Population</b>	<b>2,173</b>



## Harding University Graduate School of Religion - 2010

GROUP A OFFENSES	Offense	Rate per 1,000	Cleared	% Cleared
<b>Homicide Offenses (Total)</b>	<b>0</b>	<b>0.0</b>	<b>0</b>	<b>0.0</b>
Murder	0	0.0	0	0.0
Negligent Manslaughter	0	0.0	0	0.0
<b>Kidnaping/Abduction</b>	<b>0</b>	<b>0.0</b>	<b>0</b>	<b>0.0</b>
<b>Sex Offenses (Forcible) (Total)</b>	<b>0</b>	<b>0.0</b>	<b>0</b>	<b>0.0</b>
Forcible Rape	0	0.0	0	0.0
Forcible Sodomy	0	0.0	0	0.0
Sexual Assault W/Object	0	0.0	0	0.0
Forcible Fondling	0	0.0	0	0.0
<b>Robbery</b>	<b>0</b>	<b>0.0</b>	<b>0</b>	<b>0.0</b>
<b>Assault Offenses (Total)</b>	<b>0</b>	<b>0.0</b>	<b>0</b>	<b>0.0</b>
Aggravated Assault	0	0.0	0	0.0
Simple Assault	0	0.0	0	0.0
Intimidation	0	0.0	0	0.0
Stalking	0	0.0	0	0.0
<b>Arson</b>	<b>0</b>	<b>0.0</b>	<b>0</b>	<b>0.0</b>
<b>Extortion/Blackmail</b>	<b>0</b>	<b>0.0</b>	<b>0</b>	<b>0.0</b>
<b>Burglary</b>	<b>0</b>	<b>0.0</b>	<b>0</b>	<b>0.0</b>
<b>Larceny/Theft Offenses (Total)</b>	<b>0</b>	<b>0.0</b>	<b>0</b>	<b>0.0</b>
Theft - Pocket-picking	0	0.0	0	0.0
Theft - Purse Snatching	0	0.0	0	0.0
Theft - Shoplifting	0	0.0	0	0.0
Theft From Building	0	0.0	0	0.0
Theft From Coin Machine	0	0.0	0	0.0
Theft From Motor Vehicle	0	0.0	0	0.0
Theft of Motor Vehicle Parts	0	0.0	0	0.0
Theft - All Other Larceny	0	0.0	0	0.0
<b>Motor Vehicle Theft</b>	<b>0</b>	<b>0.0</b>	<b>0</b>	<b>0.0</b>
<b>Counterfeiting/Forgery</b>	<b>0</b>	<b>0.0</b>	<b>0</b>	<b>0.0</b>
<b>Fraud Offenses (Total)</b>	<b>0</b>	<b>0.0</b>	<b>0</b>	<b>0.0</b>
Fraud - False Pretenses	0	0.0	0	0.0
Fraud - Credit Card/ATM	0	0.0	0	0.0
Fraud - Impersonation	0	0.0	0	0.0
Fraud - Welfare	0	0.0	0	0.0
Fraud - Wire	0	0.0	0	0.0
<b>Embezzlement</b>	<b>0</b>	<b>0.0</b>	<b>0</b>	<b>0.0</b>
<b>Stolen Property Offenses</b>	<b>0</b>	<b>0.0</b>	<b>0</b>	<b>0.0</b>
<b>Destruction/Damage/Vandalism</b>	<b>0</b>	<b>0.0</b>	<b>0</b>	<b>0.0</b>
<b>Drug/Narcotic Violations (Total)</b>	<b>0</b>	<b>0.0</b>	<b>0</b>	<b>0.0</b>
Drug/Narcotic Violations	0	0.0	0	0.0
Drug/Narcotic Equipment Violations	0	0.0	0	0.0

GROUP A OFFENSES	Offense	Rate per 1,000	Cleared	% Cleared
<b>Sex Offenses (Nonforcible) (Total)</b>	<b>0</b>	<b>0.0</b>	<b>0</b>	<b>0.0</b>
Incest	0	0.0	0	0.0
Statutory Rape	0	0.0	0	0.0
<b>Pornography/Obscene Material</b>	<b>0</b>	<b>0.0</b>	<b>0</b>	<b>0.0</b>
<b>Gambling Offenses (Total)</b>	<b>0</b>	<b>0.0</b>	<b>0</b>	<b>0.0</b>
Gambling - Betting/Wagering	0	0.0	0	0.0
Gambling - Operating/Promoting	0	0.0	0	0.0
Gambling - Equipment Violations	0	0.0	0	0.0
Gambling - Sports Tampering	0	0.0	0	0.0
<b>Prostitution Offenses (Total)</b>	<b>0</b>	<b>0.0</b>	<b>0</b>	<b>0.0</b>
Prostitution	0	0.0	0	0.0
Prostitution Assisting/Promoting	0	0.0	0	0.0
<b>Bribery</b>	<b>0</b>	<b>0.0</b>	<b>0</b>	<b>0.0</b>
<b>Weapon Law Violations</b>	<b>0</b>	<b>0.0</b>	<b>0</b>	<b>0.0</b>

GROUP B OFFENSES	Offenses	Rate per 1,000
Bad Checks	0	0.0
Curfew/Vagrancy	0	0.0
Disorderly Conduct	0	0.0
DUI	0	0.0
Drunkenness	0	0.0
Family-Non Violent	0	0.0
Liquor Law Violations	0	0.0
Peeping Tom	0	0.0
Runaway	0	0.0
Trespass	0	0.0
All Other Offenses	0	0.0

2010 Fall Term Campus Population	
Undergraduate Enrollment	0
Graduate Enrollment	122
Staff Personnel	8
Faculty Personnel	13
Security Personnel	1
<b>Total Campus Population</b>	<b>144</b>



## Hiwassee College - 2010

GROUP A OFFENSES	Offense	Rate per 1,000	Cleared	% Cleared
<b>Homicide Offenses (Total)</b>	<b>0</b>	<b>0.0</b>	<b>0</b>	<b>0.0</b>
Murder	0	0.0	0	0.0
Negligent Manslaughter	0	0.0	0	0.0
<b>Kidnaping/Abduction</b>	<b>0</b>	<b>0.0</b>	<b>0</b>	<b>0.0</b>
<b>Sex Offenses (Forcible) (Total)</b>	<b>0</b>	<b>0.0</b>	<b>0</b>	<b>0.0</b>
Forcible Rape	0	0.0	0	0.0
Forcible Sodomy	0	0.0	0	0.0
Sexual Assault W/Object	0	0.0	0	0.0
Forcible Fondling	0	0.0	0	0.0
<b>Robbery</b>	<b>0</b>	<b>0.0</b>	<b>0</b>	<b>0.0</b>
<b>Assault Offenses (Total)</b>	<b>0</b>	<b>0.0</b>	<b>0</b>	<b>0.0</b>
Aggravated Assault	0	0.0	0	0.0
Simple Assault	0	0.0	0	0.0
Intimidation	0	0.0	0	0.0
Stalking	0	0.0	0	0.0
<b>Arson</b>	<b>0</b>	<b>0.0</b>	<b>0</b>	<b>0.0</b>
<b>Extortion/Blackmail</b>	<b>0</b>	<b>0.0</b>	<b>0</b>	<b>0.0</b>
<b>Burglary</b>	<b>0</b>	<b>0.0</b>	<b>0</b>	<b>0.0</b>
<b>Larceny/Theft Offenses (Total)</b>	<b>2</b>	<b>9.0</b>	<b>0</b>	<b>0.0</b>
Theft - Pocket-picking	0	0.0	0	0.0
Theft - Purse Snatching	0	0.0	0	0.0
Theft - Shoplifting	0	0.0	0	0.0
Theft From Building	1	4.5	0	0.0
Theft From Coin Machine	0	0.0	0	0.0
Theft From Motor Vehicle	0	0.0	0	0.0
Theft of Motor Vehicle Parts	0	0.0	0	0.0
Theft - All Other Larceny	1	4.5	0	0.0
<b>Motor Vehicle Theft</b>	<b>0</b>	<b>0.0</b>	<b>0</b>	<b>0.0</b>
<b>Counterfeiting/Forgery</b>	<b>0</b>	<b>0.0</b>	<b>0</b>	<b>0.0</b>
<b>Fraud Offenses (Total)</b>	<b>0</b>	<b>0.0</b>	<b>0</b>	<b>0.0</b>
Fraud - False Pretenses	0	0.0	0	0.0
Fraud - Credit Card/ATM	0	0.0	0	0.0
Fraud - Impersonation	0	0.0	0	0.0
Fraud - Welfare	0	0.0	0	0.0
Fraud - Wire	0	0.0	0	0.0
<b>Embezzlement</b>	<b>0</b>	<b>0.0</b>	<b>0</b>	<b>0.0</b>
<b>Stolen Property Offenses</b>	<b>0</b>	<b>0.0</b>	<b>0</b>	<b>0.0</b>
<b>Destruction/Damage/Vandalism</b>	<b>2</b>	<b>9.0</b>	<b>0</b>	<b>0.0</b>
<b>Drug/Narcotic Violations (Total)</b>	<b>0</b>	<b>0.0</b>	<b>0</b>	<b>0.0</b>
Drug/Narcotic Violations	0	0.0	0	0.0
Drug/Narcotic Equipment Violations	0	0.0	0	0.0

GROUP A OFFENSES	Offense	Rate per 1,000	Cleared	% Cleared
<b>Sex Offenses (Nonforcible) (Total)</b>	<b>0</b>	<b>0.0</b>	<b>0</b>	<b>0.0</b>
Incest	0	0.0	0	0.0
Statutory Rape	0	0.0	0	0.0
<b>Pornography/Obscene Material</b>	<b>0</b>	<b>0.0</b>	<b>0</b>	<b>0.0</b>
<b>Gambling Offenses (Total)</b>	<b>0</b>	<b>0.0</b>	<b>0</b>	<b>0.0</b>
Gambling - Betting/Wagering	0	0.0	0	0.0
Gambling - Operating/Promoting	0	0.0	0	0.0
Gambling - Equipment Violations	0	0.0	0	0.0
Gambling - Sports Tampering	0	0.0	0	0.0
<b>Prostitution Offenses (Total)</b>	<b>0</b>	<b>0.0</b>	<b>0</b>	<b>0.0</b>
Prostitution	0	0.0	0	0.0
Prostitution Assisting/Promoting	0	0.0	0	0.0
<b>Bribery</b>	<b>0</b>	<b>0.0</b>	<b>0</b>	<b>0.0</b>
<b>Weapon Law Violations</b>	<b>0</b>	<b>0.0</b>	<b>0</b>	<b>0.0</b>

GROUP B OFFENSES	Offenses	Rate per 1,000
Bad Checks	0	0.0
Curfew/Vagrancy	0	0.0
Disorderly Conduct	0	0.0
DUI	0	0.0
Drunkenness	0	0.0
Family-Non Violent	0	0.0
Liquor Law Violations	0	0.0
Peeping Tom	0	0.0
Runaway	0	0.0
Trespass	0	0.0
All Other Offenses	0	0.0

2010 Fall Term Campus Population	
Undergraduate Enrollment	155
Graduate Enrollment	0
Staff Personnel	42
Faculty Personnel	28
Security Personnel	0
<b>Total Campus Population</b>	<b>225</b>



## International Academy of Design - 2010

GROUP A OFFENSES	Offense	Rate per 1,000	Cleared	% Cleared
<b>Homicide Offenses (Total)</b>	<b>0</b>	<b>0.0</b>	<b>0</b>	<b>0.0</b>
Murder	0	0.0	0	0.0
Negligent Manslaughter	0	0.0	0	0.0
<b>Kidnaping/Abduction</b>	<b>0</b>	<b>0.0</b>	<b>0</b>	<b>0.0</b>
<b>Sex Offenses (Forcible) (Total)</b>	<b>0</b>	<b>0.0</b>	<b>0</b>	<b>0.0</b>
Forcible Rape	0	0.0	0	0.0
Forcible Sodomy	0	0.0	0	0.0
Sexual Assault W/Object	0	0.0	0	0.0
Forcible Fondling	0	0.0	0	0.0
<b>Robbery</b>	<b>0</b>	<b>0.0</b>	<b>0</b>	<b>0.0</b>
<b>Assault Offenses (Total)</b>	<b>1</b>	<b>1.7</b>	<b>0</b>	<b>0.0</b>
Aggravated Assault	0	0.0	0	0.0
Simple Assault	0	0.0	0	0.0
Intimidation	1	1.7	0	0.0
Stalking	0	0.0	0	0.0
<b>Arson</b>	<b>0</b>	<b>0.0</b>	<b>0</b>	<b>0.0</b>
<b>Extortion/Blackmail</b>	<b>0</b>	<b>0.0</b>	<b>0</b>	<b>0.0</b>
<b>Burglary</b>	<b>0</b>	<b>0.0</b>	<b>0</b>	<b>0.0</b>
<b>Larceny/Theft Offenses (Total)</b>	<b>1</b>	<b>1.7</b>	<b>0</b>	<b>0.0</b>
Theft - Pocket-picking	0	0.0	0	0.0
Theft - Purse Snatching	0	0.0	0	0.0
Theft - Shoplifting	0	0.0	0	0.0
Theft From Building	0	0.0	0	0.0
Theft From Coin Machine	0	0.0	0	0.0
Theft From Motor Vehicle	1	1.7	0	0.0
Theft of Motor Vehicle Parts	0	0.0	0	0.0
Theft - All Other Larceny	0	0.0	0	0.0
<b>Motor Vehicle Theft</b>	<b>0</b>	<b>0.0</b>	<b>0</b>	<b>0.0</b>
<b>Counterfeiting/Forgery</b>	<b>0</b>	<b>0.0</b>	<b>0</b>	<b>0.0</b>
<b>Fraud Offenses (Total)</b>	<b>0</b>	<b>0.0</b>	<b>0</b>	<b>0.0</b>
Fraud - False Pretenses	0	0.0	0	0.0
Fraud - Credit Card/ATM	0	0.0	0	0.0
Fraud - Impersonation	0	0.0	0	0.0
Fraud - Welfare	0	0.0	0	0.0
Fraud - Wire	0	0.0	0	0.0
<b>Embezzlement</b>	<b>0</b>	<b>0.0</b>	<b>0</b>	<b>0.0</b>
<b>Stolen Property Offenses</b>	<b>0</b>	<b>0.0</b>	<b>0</b>	<b>0.0</b>
<b>Destruction/Damage/Vandalism</b>	<b>0</b>	<b>0.0</b>	<b>0</b>	<b>0.0</b>
<b>Drug/Narcotic Violations (Total)</b>	<b>0</b>	<b>0.0</b>	<b>0</b>	<b>0.0</b>
Drug/Narcotic Violations	0	0.0	0	0.0
Drug/Narcotic Equipment Violations	0	0.0	0	0.0

GROUP A OFFENSES	Offense	Rate per 1,000	Cleared	% Cleared
<b>Sex Offenses (Nonforcible) (Total)</b>	<b>0</b>	<b>0.0</b>	<b>0</b>	<b>0.0</b>
Incest	0	0.0	0	0.0
Statutory Rape	0	0.0	0	0.0
<b>Pornography/Obscene Material</b>	<b>0</b>	<b>0.0</b>	<b>0</b>	<b>0.0</b>
<b>Gambling Offenses (Total)</b>	<b>0</b>	<b>0.0</b>	<b>0</b>	<b>0.0</b>
Gambling - Betting/Wagering	0	0.0	0	0.0
Gambling - Operating/Promoting	0	0.0	0	0.0
Gambling - Equipment Violations	0	0.0	0	0.0
Gambling - Sports Tampering	0	0.0	0	0.0
<b>Prostitution Offenses (Total)</b>	<b>0</b>	<b>0.0</b>	<b>0</b>	<b>0.0</b>
Prostitution	0	0.0	0	0.0
Prostitution Assisting/Promoting	0	0.0	0	0.0
<b>Bribery</b>	<b>0</b>	<b>0.0</b>	<b>0</b>	<b>0.0</b>
<b>Weapon Law Violations</b>	<b>0</b>	<b>0.0</b>	<b>0</b>	<b>0.0</b>

GROUP B OFFENSES	Offenses	Rate per 1,000
Bad Checks	0	0.0
Curfew/Vagrancy	0	0.0
Disorderly Conduct	0	0.0
DUI	0	0.0
Drunkenness	0	0.0
Family-Non Violent	0	0.0
Liquor Law Violations	0	0.0
Peeping Tom	0	0.0
Runaway	0	0.0
Trespass	0	0.0
All Other Offenses	0	0.0

2010 Fall Term Campus Population	
Undergraduate Enrollment	612
Graduate Enrollment	0
Staff Personnel	28
Faculty Personnel	47
Security Personnel	1
<b>Total Campus Population</b>	<b>688</b>



## Jackson State Community College - 2010

GROUP A OFFENSES	Offense	Rate per 1,000	Cleared	% Cleared
<b>Homicide Offenses (Total)</b>	<b>0</b>	<b>0.0</b>	<b>0</b>	<b>0.0</b>
Murder	0	0.0	0	0.0
Negligent Manslaughter	0	0.0	0	0.0
<b>Kidnaping/Abduction</b>	<b>0</b>	<b>0.0</b>	<b>0</b>	<b>0.0</b>
<b>Sex Offenses (Forcible) (Total)</b>	<b>0</b>	<b>0.0</b>	<b>0</b>	<b>0.0</b>
Forcible Rape	0	0.0	0	0.0
Forcible Sodomy	0	0.0	0	0.0
Sexual Assault W/Object	0	0.0	0	0.0
Forcible Fondling	0	0.0	0	0.0
<b>Robbery</b>	<b>0</b>	<b>0.0</b>	<b>0</b>	<b>0.0</b>
<b>Assault Offenses (Total)</b>	<b>4</b>	<b>1.1</b>	<b>0</b>	<b>0.0</b>
Aggravated Assault	0	0.0	0	0.0
Simple Assault	1	0.3	0	0.0
Intimidation	3	0.8	0	0.0
Stalking	0	0.0	0	0.0
<b>Arson</b>	<b>0</b>	<b>0.0</b>	<b>0</b>	<b>0.0</b>
<b>Extortion/Blackmail</b>	<b>0</b>	<b>0.0</b>	<b>0</b>	<b>0.0</b>
<b>Burglary</b>	<b>0</b>	<b>0.0</b>	<b>0</b>	<b>0.0</b>
<b>Larceny/Theft Offenses (Total)</b>	<b>2</b>	<b>0.6</b>	<b>0</b>	<b>0.0</b>
Theft - Pocket-picking	0	0.0	0	0.0
Theft - Purse Snatching	0	0.0	0	0.0
Theft - Shoplifting	0	0.0	0	0.0
Theft From Building	2	0.6	0	0.0
Theft From Coin Machine	0	0.0	0	0.0
Theft From Motor Vehicle	0	0.0	0	0.0
Theft of Motor Vehicle Parts	0	0.0	0	0.0
Theft - All Other Larceny	0	0.0	0	0.0
<b>Motor Vehicle Theft</b>	<b>0</b>	<b>0.0</b>	<b>0</b>	<b>0.0</b>
<b>Counterfeiting/Forgery</b>	<b>0</b>	<b>0.0</b>	<b>0</b>	<b>0.0</b>
<b>Fraud Offenses (Total)</b>	<b>0</b>	<b>0.0</b>	<b>0</b>	<b>0.0</b>
Fraud - False Pretenses	0	0.0	0	0.0
Fraud - Credit Card/ATM	0	0.0	0	0.0
Fraud - Impersonation	0	0.0	0	0.0
Fraud - Welfare	0	0.0	0	0.0
Fraud - Wire	0	0.0	0	0.0
<b>Embezzlement</b>	<b>0</b>	<b>0.0</b>	<b>0</b>	<b>0.0</b>
<b>Stolen Property Offenses</b>	<b>0</b>	<b>0.0</b>	<b>0</b>	<b>0.0</b>
<b>Destruction/Damage/Vandalism</b>	<b>1</b>	<b>0.3</b>	<b>0</b>	<b>0.0</b>
<b>Drug/Narcotic Violations (Total)</b>	<b>0</b>	<b>0.0</b>	<b>0</b>	<b>0.0</b>
Drug/Narcotic Violations	0	0.0	0	0.0
Drug/Narcotic Equipment Violations	0	0.0	0	0.0

GROUP A OFFENSES	Offense	Rate per 1,000	Cleared	% Cleared
<b>Sex Offenses (Nonforcible) (Total)</b>	<b>0</b>	<b>0.0</b>	<b>0</b>	<b>0.0</b>
Incest	0	0.0	0	0.0
Statutory Rape	0	0.0	0	0.0
<b>Pornography/Obscene Material</b>	<b>0</b>	<b>0.0</b>	<b>0</b>	<b>0.0</b>
<b>Gambling Offenses (Total)</b>	<b>0</b>	<b>0.0</b>	<b>0</b>	<b>0.0</b>
Gambling - Betting/Wagering	0	0.0	0	0.0
Gambling - Operating/Promoting	0	0.0	0	0.0
Gambling - Equipment Violations	0	0.0	0	0.0
Gambling - Sports Tampering	0	0.0	0	0.0
<b>Prostitution Offenses (Total)</b>	<b>0</b>	<b>0.0</b>	<b>0</b>	<b>0.0</b>
Prostitution	0	0.0	0	0.0
Prostitution Assisting/Promoting	0	0.0	0	0.0
<b>Bribery</b>	<b>0</b>	<b>0.0</b>	<b>0</b>	<b>0.0</b>
<b>Weapon Law Violations</b>	<b>0</b>	<b>0.0</b>	<b>0</b>	<b>0.0</b>

GROUP B OFFENSES	Offenses	Rate per 1,000
Bad Checks	0	0.0
Curfew/Vagrancy	0	0.0
Disorderly Conduct	0	0.0
DUI	0	0.0
Drunkenness	0	0.0
Family-Non Violent	0	0.0
Liquor Law Violations	0	0.0
Peeping Tom	0	0.0
Runaway	0	0.0
Trespass	0	0.0
All Other Offenses	0	0.0

2010 Fall Term Campus Population	
Undergraduate Enrollment	3,404
Graduate Enrollment	0
Staff Personnel	165
Faculty Personnel	100
Security Personnel	6
<b>Total Campus Population</b>	<b>3,675</b>





## John A. Gupton College - 2010

GROUP A OFFENSES	Offense	Rate per 1,000	Cleared	% Cleared
<b>Homicide Offenses (Total)</b>	<b>0</b>	<b>0.0</b>	<b>0</b>	<b>0.0</b>
Murder	0	0.0	0	0.0
Negligent Manslaughter	0	0.0	0	0.0
<b>Kidnaping/Abduction</b>	<b>0</b>	<b>0.0</b>	<b>0</b>	<b>0.0</b>
<b>Sex Offenses (Forcible) (Total)</b>	<b>0</b>	<b>0.0</b>	<b>0</b>	<b>0.0</b>
Forcible Rape	0	0.0	0	0.0
Forcible Sodomy	0	0.0	0	0.0
Sexual Assault W/Object	0	0.0	0	0.0
Forcible Fondling	0	0.0	0	0.0
<b>Robbery</b>	<b>1</b>	<b>7.6</b>	<b>0</b>	<b>0.0</b>
<b>Assault Offenses (Total)</b>	<b>0</b>	<b>0.0</b>	<b>0</b>	<b>0.0</b>
Aggravated Assault	0	0.0	0	0.0
Simple Assault	0	0.0	0	0.0
Intimidation	0	0.0	0	0.0
Stalking	0	0.0	0	0.0
<b>Arson</b>	<b>0</b>	<b>0.0</b>	<b>0</b>	<b>0.0</b>
<b>Extortion/Blackmail</b>	<b>0</b>	<b>0.0</b>	<b>0</b>	<b>0.0</b>
<b>Burglary</b>	<b>1</b>	<b>7.6</b>	<b>0</b>	<b>0.0</b>
<b>Larceny/Theft Offenses (Total)</b>	<b>0</b>	<b>0.0</b>	<b>0</b>	<b>0.0</b>
Theft - Pocket-picking	0	0.0	0	0.0
Theft - Purse Snatching	0	0.0	0	0.0
Theft - Shoplifting	0	0.0	0	0.0
Theft From Building	0	0.0	0	0.0
Theft From Coin Machine	0	0.0	0	0.0
Theft From Motor Vehicle	0	0.0	0	0.0
Theft of Motor Vehicle Parts	0	0.0	0	0.0
Theft - All Other Larceny	0	0.0	0	0.0
<b>Motor Vehicle Theft</b>	<b>0</b>	<b>0.0</b>	<b>0</b>	<b>0.0</b>
<b>Counterfeiting/Forgery</b>	<b>0</b>	<b>0.0</b>	<b>0</b>	<b>0.0</b>
<b>Fraud Offenses (Total)</b>	<b>0</b>	<b>0.0</b>	<b>0</b>	<b>0.0</b>
Fraud - False Pretenses	0	0.0	0	0.0
Fraud - Credit Card/ATM	0	0.0	0	0.0
Fraud - Impersonation	0	0.0	0	0.0
Fraud - Welfare	0	0.0	0	0.0
Fraud - Wire	0	0.0	0	0.0
<b>Embezzlement</b>	<b>0</b>	<b>0.0</b>	<b>0</b>	<b>0.0</b>
<b>Stolen Property Offenses</b>	<b>0</b>	<b>0.0</b>	<b>0</b>	<b>0.0</b>
<b>Destruction/Damage/Vandalism</b>	<b>0</b>	<b>0.0</b>	<b>0</b>	<b>0.0</b>
<b>Drug/Narcotic Violations (Total)</b>	<b>0</b>	<b>0.0</b>	<b>0</b>	<b>0.0</b>
Drug/Narcotic Violations	0	0.0	0	0.0
Drug/Narcotic Equipment Violations	0	0.0	0	0.0

GROUP A OFFENSES	Offense	Rate per 1,000	Cleared	% Cleared
<b>Sex Offenses (Nonforcible) (Total)</b>	<b>0</b>	<b>0.0</b>	<b>0</b>	<b>0.0</b>
Incest	0	0.0	0	0.0
Statutory Rape	0	0.0	0	0.0
<b>Pornography/Obscene Material</b>	<b>0</b>	<b>0.0</b>	<b>0</b>	<b>0.0</b>
<b>Gambling Offenses (Total)</b>	<b>0</b>	<b>0.0</b>	<b>0</b>	<b>0.0</b>
Gambling - Betting/Wagering	0	0.0	0	0.0
Gambling - Operating/Promoting	0	0.0	0	0.0
Gambling - Equipment Violations	0	0.0	0	0.0
Gambling - Sports Tampering	0	0.0	0	0.0
<b>Prostitution Offenses (Total)</b>	<b>0</b>	<b>0.0</b>	<b>0</b>	<b>0.0</b>
Prostitution	0	0.0	0	0.0
Prostitution Assisting/Promoting	0	0.0	0	0.0
<b>Bribery</b>	<b>0</b>	<b>0.0</b>	<b>0</b>	<b>0.0</b>
<b>Weapon Law Violations</b>	<b>1</b>	<b>7.6</b>	<b>0</b>	<b>0.0</b>

GROUP B OFFENSES	Offenses	Rate per 1,000
Bad Checks	0	0.0
Curfew/Vagrancy	0	0.0
Disorderly Conduct	0	0.0
DUI	0	0.0
Drunkenness	0	0.0
Family-Non Violent	0	0.0
Liquor Law Violations	0	0.0
Peeping Tom	0	0.0
Runaway	0	0.0
Trespass	0	0.0
All Other Offenses	0	0.0

2010 Fall Term Campus Population	
Undergraduate Enrollment	110
Graduate Enrollment	0
Staff Personnel	4
Faculty Personnel	13
Security Personnel	1
<b>Total Campus Population</b>	<b>128</b>



## Johnson Bible College - 2010

GROUP A OFFENSES	Offense	Rate per 1,000	Cleared	% Cleared
<b>Homicide Offenses (Total)</b>	<b>0</b>	<b>0.0</b>	<b>0</b>	<b>0.0</b>
Murder	0	0.0	0	0.0
Negligent Manslaughter	0	0.0	0	0.0
<b>Kidnaping/Abduction</b>	<b>0</b>	<b>0.0</b>	<b>0</b>	<b>0.0</b>
<b>Sex Offenses (Forcible) (Total)</b>	<b>0</b>	<b>0.0</b>	<b>0</b>	<b>0.0</b>
Forcible Rape	0	0.0	0	0.0
Forcible Sodomy	0	0.0	0	0.0
Sexual Assault W/Object	0	0.0	0	0.0
Forcible Fondling	0	0.0	0	0.0
<b>Robbery</b>	<b>0</b>	<b>0.0</b>	<b>0</b>	<b>0.0</b>
<b>Assault Offenses (Total)</b>	<b>0</b>	<b>0.0</b>	<b>0</b>	<b>0.0</b>
Aggravated Assault	0	0.0	0	0.0
Simple Assault	0	0.0	0	0.0
Intimidation	0	0.0	0	0.0
Stalking	0	0.0	0	0.0
<b>Arson</b>	<b>0</b>	<b>0.0</b>	<b>0</b>	<b>0.0</b>
<b>Extortion/Blackmail</b>	<b>0</b>	<b>0.0</b>	<b>0</b>	<b>0.0</b>
<b>Burglary</b>	<b>0</b>	<b>0.0</b>	<b>0</b>	<b>0.0</b>
<b>Larceny/Theft Offenses (Total)</b>	<b>14</b>	<b>16.6</b>	<b>0</b>	<b>0.0</b>
Theft - Pocket-picking	0	0.0	0	0.0
Theft - Purse Snatching	0	0.0	0	0.0
Theft - Shoplifting	0	0.0	0	0.0
Theft From Building	9	10.7	0	0.0
Theft From Coin Machine	0	0.0	0	0.0
Theft From Motor Vehicle	3	3.6	0	0.0
Theft of Motor Vehicle Parts	1	1.2	0	0.0
Theft - All Other Larceny	1	1.2	0	0.0
<b>Motor Vehicle Theft</b>	<b>0</b>	<b>0.0</b>	<b>0</b>	<b>0.0</b>
<b>Counterfeiting/Forgery</b>	<b>0</b>	<b>0.0</b>	<b>0</b>	<b>0.0</b>
<b>Fraud Offenses (Total)</b>	<b>0</b>	<b>0.0</b>	<b>0</b>	<b>0.0</b>
Fraud - False Pretenses	0	0.0	0	0.0
Fraud - Credit Card/ATM	0	0.0	0	0.0
Fraud - Impersonation	0	0.0	0	0.0
Fraud - Welfare	0	0.0	0	0.0
Fraud - Wire	0	0.0	0	0.0
<b>Embezzlement</b>	<b>0</b>	<b>0.0</b>	<b>0</b>	<b>0.0</b>
<b>Stolen Property Offenses</b>	<b>0</b>	<b>0.0</b>	<b>0</b>	<b>0.0</b>
<b>Destruction/Damage/Vandalism</b>	<b>0</b>	<b>0.0</b>	<b>0</b>	<b>0.0</b>
<b>Drug/Narcotic Violations (Total)</b>	<b>0</b>	<b>0.0</b>	<b>0</b>	<b>0.0</b>
Drug/Narcotic Violations	0	0.0	0	0.0
Drug/Narcotic Equipment Violations	0	0.0	0	0.0

GROUP A OFFENSES	Offense	Rate per 1,000	Cleared	% Cleared
<b>Sex Offenses (Nonforcible) (Total)</b>	<b>0</b>	<b>0.0</b>	<b>0</b>	<b>0.0</b>
Incest	0	0.0	0	0.0
Statutory Rape	0	0.0	0	0.0
<b>Pornography/Obscene Material</b>	<b>0</b>	<b>0.0</b>	<b>0</b>	<b>0.0</b>
<b>Gambling Offenses (Total)</b>	<b>0</b>	<b>0.0</b>	<b>0</b>	<b>0.0</b>
Gambling - Betting/Wagering	0	0.0	0	0.0
Gambling - Operating/Promoting	0	0.0	0	0.0
Gambling - Equipment Violations	0	0.0	0	0.0
Gambling - Sports Tampering	0	0.0	0	0.0
<b>Prostitution Offenses (Total)</b>	<b>0</b>	<b>0.0</b>	<b>0</b>	<b>0.0</b>
Prostitution	0	0.0	0	0.0
Prostitution Assisting/Promoting	0	0.0	0	0.0
<b>Bribery</b>	<b>0</b>	<b>0.0</b>	<b>0</b>	<b>0.0</b>
<b>Weapon Law Violations</b>	<b>0</b>	<b>0.0</b>	<b>0</b>	<b>0.0</b>

GROUP B OFFENSES	Offenses	Rate per 1,000
Bad Checks	0	0.0
Curfew/Vagrancy	0	0.0
Disorderly Conduct	0	0.0
DUI	0	0.0
Drunkenness	0	0.0
Family-Non Violent	0	0.0
Liquor Law Violations	0	0.0
Peeping Tom	0	0.0
Runaway	0	0.0
Trespass	0	0.0
All Other Offenses	0	0.0

2010 Fall Term Campus Population	
Undergraduate Enrollment	662
Graduate Enrollment	103
Staff Personnel	103
Faculty Personnel	73
Security Personnel	13
<b>Total Campus Population</b>	<b>954</b>



## Kaplan Career Institute - 2010

GROUP A OFFENSES	Offense	Rate per 1,000	Cleared	% Cleared
<b>Homicide Offenses (Total)</b>	<b>0</b>	<b>0.0</b>	<b>0</b>	<b>0.0</b>
Murder	0	0.0	0	0.0
Negligent Manslaughter	0	0.0	0	0.0
<b>Kidnaping/Abduction</b>	<b>0</b>	<b>0.0</b>	<b>0</b>	<b>0.0</b>
<b>Sex Offenses (Forcible) (Total)</b>	<b>0</b>	<b>0.0</b>	<b>0</b>	<b>0.0</b>
Forcible Rape	0	0.0	0	0.0
Forcible Sodomy	0	0.0	0	0.0
Sexual Assault W/Object	0	0.0	0	0.0
Forcible Fondling	0	0.0	0	0.0
<b>Robbery</b>	<b>0</b>	<b>0.0</b>	<b>0</b>	<b>0.0</b>
<b>Assault Offenses (Total)</b>	<b>0</b>	<b>0.0</b>	<b>0</b>	<b>0.0</b>
Aggravated Assault	0	0.0	0	0.0
Simple Assault	0	0.0	0	0.0
Intimidation	0	0.0	0	0.0
Stalking	0	0.0	0	0.0
<b>Arson</b>	<b>0</b>	<b>0.0</b>	<b>0</b>	<b>0.0</b>
<b>Extortion/Blackmail</b>	<b>0</b>	<b>0.0</b>	<b>0</b>	<b>0.0</b>
<b>Burglary</b>	<b>0</b>	<b>0.0</b>	<b>0</b>	<b>0.0</b>
<b>Larceny/Theft Offenses (Total)</b>	<b>0</b>	<b>0.0</b>	<b>0</b>	<b>0.0</b>
Theft - Pocket-picking	0	0.0	0	0.0
Theft - Purse Snatching	0	0.0	0	0.0
Theft - Shoplifting	0	0.0	0	0.0
Theft From Building	0	0.0	0	0.0
Theft From Coin Machine	0	0.0	0	0.0
Theft From Motor Vehicle	0	0.0	0	0.0
Theft of Motor Vehicle Parts	0	0.0	0	0.0
Theft - All Other Larceny	0	0.0	0	0.0
<b>Motor Vehicle Theft</b>	<b>0</b>	<b>0.0</b>	<b>0</b>	<b>0.0</b>
<b>Counterfeiting/Forgery</b>	<b>0</b>	<b>0.0</b>	<b>0</b>	<b>0.0</b>
<b>Fraud Offenses (Total)</b>	<b>0</b>	<b>0.0</b>	<b>0</b>	<b>0.0</b>
Fraud - False Pretenses	0	0.0	0	0.0
Fraud - Credit Card/ATM	0	0.0	0	0.0
Fraud - Impersonation	0	0.0	0	0.0
Fraud - Welfare	0	0.0	0	0.0
Fraud - Wire	0	0.0	0	0.0
<b>Embezzlement</b>	<b>0</b>	<b>0.0</b>	<b>0</b>	<b>0.0</b>
<b>Stolen Property Offenses</b>	<b>0</b>	<b>0.0</b>	<b>0</b>	<b>0.0</b>
<b>Destruction/Damage/Vandalism</b>	<b>0</b>	<b>0.0</b>	<b>0</b>	<b>0.0</b>
<b>Drug/Narcotic Violations (Total)</b>	<b>0</b>	<b>0.0</b>	<b>0</b>	<b>0.0</b>
Drug/Narcotic Violations	0	0.0	0	0.0
Drug/Narcotic Equipment Violations	0	0.0	0	0.0

GROUP A OFFENSES	Offense	Rate per 1,000	Cleared	% Cleared
<b>Sex Offenses (Nonforcible) (Total)</b>	<b>0</b>	<b>0.0</b>	<b>0</b>	<b>0.0</b>
Incest	0	0.0	0	0.0
Statutory Rape	0	0.0	0	0.0
<b>Pornography/Obscene Material</b>	<b>0</b>	<b>0.0</b>	<b>0</b>	<b>0.0</b>
<b>Gambling Offenses (Total)</b>	<b>0</b>	<b>0.0</b>	<b>0</b>	<b>0.0</b>
Gambling - Betting/Wagering	0	0.0	0	0.0
Gambling - Operating/Promoting	0	0.0	0	0.0
Gambling - Equipment Violations	0	0.0	0	0.0
Gambling - Sports Tampering	0	0.0	0	0.0
<b>Prostitution Offenses (Total)</b>	<b>0</b>	<b>0.0</b>	<b>0</b>	<b>0.0</b>
Prostitution	0	0.0	0	0.0
Prostitution Assisting/Promoting	0	0.0	0	0.0
<b>Bribery</b>	<b>0</b>	<b>0.0</b>	<b>0</b>	<b>0.0</b>
<b>Weapon Law Violations</b>	<b>0</b>	<b>0.0</b>	<b>0</b>	<b>0.0</b>

GROUP B OFFENSES	Offenses	Rate per 1,000
Bad Checks	0	0.0
Curfew/Vagrancy	0	0.0
Disorderly Conduct	0	0.0
DUI	0	0.0
Drunkenness	0	0.0
Family-Non Violent	0	0.0
Liquor Law Violations	0	0.0
Peeping Tom	0	0.0
Runaway	0	0.0
Trespass	0	0.0
All Other Offenses	0	0.0

2010 Fall Term Campus Population	
Undergraduate Enrollment	552
Graduate Enrollment	9
Staff Personnel	35
Faculty Personnel	50
Security Personnel	0
<b>Total Campus Population</b>	<b>646</b>



## King College - 2010

GROUP A OFFENSES	Offense	Rate per 1,000	Cleared	% Cleared
<b>Homicide Offenses (Total)</b>	<b>0</b>	<b>0.0</b>	<b>0</b>	<b>0.0</b>
Murder	0	0.0	0	0.0
Negligent Manslaughter	0	0.0	0	0.0
<b>Kidnaping/Abduction</b>	<b>0</b>	<b>0.0</b>	<b>0</b>	<b>0.0</b>
<b>Sex Offenses (Forcible) (Total)</b>	<b>0</b>	<b>0.0</b>	<b>0</b>	<b>0.0</b>
Forcible Rape	0	0.0	0	0.0
Forcible Sodomy	0	0.0	0	0.0
Sexual Assault W/Object	0	0.0	0	0.0
Forcible Fondling	0	0.0	0	0.0
<b>Robbery</b>	<b>0</b>	<b>0.0</b>	<b>0</b>	<b>0.0</b>
<b>Assault Offenses (Total)</b>	<b>3</b>	<b>1.5</b>	<b>2</b>	<b>66.7</b>
Aggravated Assault	0	0.0	0	0.0
Simple Assault	1	0.5	1	100.0
Intimidation	2	1.0	1	50.0
Stalking	0	0.0	0	0.0
<b>Arson</b>	<b>0</b>	<b>0.0</b>	<b>0</b>	<b>0.0</b>
<b>Extortion/Blackmail</b>	<b>0</b>	<b>0.0</b>	<b>0</b>	<b>0.0</b>
<b>Burglary</b>	<b>13</b>	<b>6.5</b>	<b>0</b>	<b>0.0</b>
<b>Larceny/Theft Offenses (Total)</b>	<b>10</b>	<b>5.0</b>	<b>2</b>	<b>20.0</b>
Theft - Pocket-picking	0	0.0	0	0.0
Theft - Purse Snatching	0	0.0	0	0.0
Theft - Shoplifting	0	0.0	0	0.0
Theft From Building	3	1.5	0	0.0
Theft From Coin Machine	0	0.0	0	0.0
Theft From Motor Vehicle	4	2.0	0	0.0
Theft of Motor Vehicle Parts	1	0.5	0	0.0
Theft - All Other Larceny	2	1.0	2	100.0
<b>Motor Vehicle Theft</b>	<b>0</b>	<b>0.0</b>	<b>0</b>	<b>0.0</b>
<b>Counterfeiting/Forgery</b>	<b>0</b>	<b>0.0</b>	<b>0</b>	<b>0.0</b>
<b>Fraud Offenses (Total)</b>	<b>0</b>	<b>0.0</b>	<b>0</b>	<b>0.0</b>
Fraud - False Pretenses	0	0.0	0	0.0
Fraud - Credit Card/ATM	0	0.0	0	0.0
Fraud - Impersonation	0	0.0	0	0.0
Fraud - Welfare	0	0.0	0	0.0
Fraud - Wire	0	0.0	0	0.0
<b>Embezzlement</b>	<b>0</b>	<b>0.0</b>	<b>0</b>	<b>0.0</b>
<b>Stolen Property Offenses</b>	<b>0</b>	<b>0.0</b>	<b>0</b>	<b>0.0</b>
<b>Destruction/Damage/Vandalism</b>	<b>6</b>	<b>3.0</b>	<b>0</b>	<b>0.0</b>
<b>Drug/Narcotic Violations (Total)</b>	<b>0</b>	<b>0.0</b>	<b>0</b>	<b>0.0</b>
Drug/Narcotic Violations	0	0.0	0	0.0
Drug/Narcotic Equipment Violations	0	0.0	0	0.0

GROUP A OFFENSES	Offense	Rate per 1,000	Cleared	% Cleared
<b>Sex Offenses (Nonforcible) (Total)</b>	<b>0</b>	<b>0.0</b>	<b>0</b>	<b>0.0</b>
Incest	0	0.0	0	0.0
Statutory Rape	0	0.0	0	0.0
<b>Pornography/Obscene Material</b>	<b>0</b>	<b>0.0</b>	<b>0</b>	<b>0.0</b>
<b>Gambling Offenses (Total)</b>	<b>0</b>	<b>0.0</b>	<b>0</b>	<b>0.0</b>
Gambling - Betting/Wagering	0	0.0	0	0.0
Gambling - Operating/Promoting	0	0.0	0	0.0
Gambling - Equipment Violations	0	0.0	0	0.0
Gambling - Sports Tampering	0	0.0	0	0.0
<b>Prostitution Offenses (Total)</b>	<b>0</b>	<b>0.0</b>	<b>0</b>	<b>0.0</b>
Prostitution	0	0.0	0	0.0
Prostitution Assisting/Promoting	0	0.0	0	0.0
<b>Bribery</b>	<b>0</b>	<b>0.0</b>	<b>0</b>	<b>0.0</b>
<b>Weapon Law Violations</b>	<b>1</b>	<b>0.5</b>	<b>1</b>	<b>100.0</b>

GROUP B OFFENSES	Offenses	Rate per 1,000
Bad Checks	0	0.0
Curfew/Vagrancy	0	0.0
Disorderly Conduct	0	0.0
DUI	0	0.0
Drunkenness	0	0.0
Family-Non Violent	0	0.0
Liquor Law Violations	0	0.0
Peeping Tom	0	0.0
Runaway	0	0.0
Trespass	0	0.0
All Other Offenses	0	0.0

2010 Fall Term Campus Population	
Undergraduate Enrollment	1,615
Graduate Enrollment	274
Staff Personnel	148
Faculty Personnel	149
Security Personnel	7
<b>Total Campus Population</b>	<b>2,193</b>



## Knoxville College - 2010

GROUP A OFFENSES	Offense	Rate per 1,000	Cleared	% Cleared
<b>Homicide Offenses (Total)</b>	<b>0</b>	<b>0.0</b>	<b>0</b>	<b>0.0</b>
Murder	0	0.0	0	0.0
Negligent Manslaughter	0	0.0	0	0.0
<b>Kidnaping/Abduction</b>	<b>0</b>	<b>0.0</b>	<b>0</b>	<b>0.0</b>
<b>Sex Offenses (Forcible) (Total)</b>	<b>0</b>	<b>0.0</b>	<b>0</b>	<b>0.0</b>
Forcible Rape	0	0.0	0	0.0
Forcible Sodomy	0	0.0	0	0.0
Sexual Assault W/Object	0	0.0	0	0.0
Forcible Fondling	0	0.0	0	0.0
<b>Robbery</b>	<b>0</b>	<b>0.0</b>	<b>0</b>	<b>0.0</b>
<b>Assault Offenses (Total)</b>	<b>0</b>	<b>0.0</b>	<b>0</b>	<b>0.0</b>
Aggravated Assault	0	0.0	0	0.0
Simple Assault	0	0.0	0	0.0
Intimidation	0	0.0	0	0.0
Stalking	0	0.0	0	0.0
<b>Arson</b>	<b>0</b>	<b>0.0</b>	<b>0</b>	<b>0.0</b>
<b>Extortion/Blackmail</b>	<b>0</b>	<b>0.0</b>	<b>0</b>	<b>0.0</b>
<b>Burglary</b>	<b>0</b>	<b>0.0</b>	<b>0</b>	<b>0.0</b>
<b>Larceny/Theft Offenses (Total)</b>	<b>0</b>	<b>0.0</b>	<b>0</b>	<b>0.0</b>
Theft - Pocket-picking	0	0.0	0	0.0
Theft - Purse Snatching	0	0.0	0	0.0
Theft - Shoplifting	0	0.0	0	0.0
Theft From Building	0	0.0	0	0.0
Theft From Coin Machine	0	0.0	0	0.0
Theft From Motor Vehicle	0	0.0	0	0.0
Theft of Motor Vehicle Parts	0	0.0	0	0.0
Theft - All Other Larceny	0	0.0	0	0.0
<b>Motor Vehicle Theft</b>	<b>0</b>	<b>0.0</b>	<b>0</b>	<b>0.0</b>
<b>Counterfeiting/Forgery</b>	<b>0</b>	<b>0.0</b>	<b>0</b>	<b>0.0</b>
<b>Fraud Offenses (Total)</b>	<b>0</b>	<b>0.0</b>	<b>0</b>	<b>0.0</b>
Fraud - False Pretenses	0	0.0	0	0.0
Fraud - Credit Card/ATM	0	0.0	0	0.0
Fraud - Impersonation	0	0.0	0	0.0
Fraud - Welfare	0	0.0	0	0.0
Fraud - Wire	0	0.0	0	0.0
<b>Embezzlement</b>	<b>0</b>	<b>0.0</b>	<b>0</b>	<b>0.0</b>
<b>Stolen Property Offenses</b>	<b>0</b>	<b>0.0</b>	<b>0</b>	<b>0.0</b>
<b>Destruction/Damage/Vandalism</b>	<b>0</b>	<b>0.0</b>	<b>0</b>	<b>0.0</b>
<b>Drug/Narcotic Violations (Total)</b>	<b>0</b>	<b>0.0</b>	<b>0</b>	<b>0.0</b>
Drug/Narcotic Violations	0	0.0	0	0.0
Drug/Narcotic Equipment Violations	0	0.0	0	0.0

GROUP A OFFENSES	Offense	Rate per 1,000	Cleared	% Cleared
<b>Sex Offenses (Nonforcible) (Total)</b>	<b>0</b>	<b>0.0</b>	<b>0</b>	<b>0.0</b>
Incest	0	0.0	0	0.0
Statutory Rape	0	0.0	0	0.0
<b>Pornography/Obscene Material</b>	<b>0</b>	<b>0.0</b>	<b>0</b>	<b>0.0</b>
<b>Gambling Offenses (Total)</b>	<b>0</b>	<b>0.0</b>	<b>0</b>	<b>0.0</b>
Gambling - Betting/Wagering	0	0.0	0	0.0
Gambling - Operating/Promoting	0	0.0	0	0.0
Gambling - Equipment Violations	0	0.0	0	0.0
Gambling - Sports Tampering	0	0.0	0	0.0
<b>Prostitution Offenses (Total)</b>	<b>0</b>	<b>0.0</b>	<b>0</b>	<b>0.0</b>
Prostitution	0	0.0	0	0.0
Prostitution Assisting/Promoting	0	0.0	0	0.0
<b>Bribery</b>	<b>0</b>	<b>0.0</b>	<b>0</b>	<b>0.0</b>
<b>Weapon Law Violations</b>	<b>0</b>	<b>0.0</b>	<b>0</b>	<b>0.0</b>

GROUP B OFFENSES	Offenses	Rate per 1,000
Bad Checks	0	0.0
Curfew/Vagrancy	0	0.0
Disorderly Conduct	0	0.0
DUI	0	0.0
Drunkenness	0	0.0
Family-Non Violent	0	0.0
Liquor Law Violations	0	0.0
Peeping Tom	0	0.0
Runaway	0	0.0
Trespass	0	0.0
All Other Offenses	0	0.0

2010 Fall Term Campus Population	
Undergraduate Enrollment	104
Graduate Enrollment	0
Staff Personnel	43
Faculty Personnel	30
Security Personnel	10
<b>Total Campus Population</b>	<b>187</b>



## Lambuth University - 2010

GROUP A OFFENSES	Offense	Rate per 1,000	Cleared	% Cleared
<b>Homicide Offenses (Total)</b>	<b>0</b>	<b>0.0</b>	<b>0</b>	<b>0.0</b>
Murder	0	0.0	0	0.0
Negligent Manslaughter	0	0.0	0	0.0
<b>Kidnaping/Abduction</b>	<b>0</b>	<b>0.0</b>	<b>0</b>	<b>0.0</b>
<b>Sex Offenses (Forcible) (Total)</b>	<b>1</b>	<b>1.3</b>	<b>0</b>	<b>0.0</b>
Forcible Rape	1	1.3	0	0.0
Forcible Sodomy	0	0.0	0	0.0
Sexual Assault W/Object	0	0.0	0	0.0
Forcible Fondling	0	0.0	0	0.0
<b>Robbery</b>	<b>1</b>	<b>1.3</b>	<b>0</b>	<b>0.0</b>
<b>Assault Offenses (Total)</b>	<b>1</b>	<b>1.3</b>	<b>0</b>	<b>0.0</b>
Aggravated Assault	0	0.0	0	0.0
Simple Assault	1	1.3	0	0.0
Intimidation	0	0.0	0	0.0
Stalking	0	0.0	0	0.0
<b>Arson</b>	<b>0</b>	<b>0.0</b>	<b>0</b>	<b>0.0</b>
<b>Extortion/Blackmail</b>	<b>0</b>	<b>0.0</b>	<b>0</b>	<b>0.0</b>
<b>Burglary</b>	<b>9</b>	<b>11.7</b>	<b>0</b>	<b>0.0</b>
<b>Larceny/Theft Offenses (Total)</b>	<b>17</b>	<b>22.2</b>	<b>0</b>	<b>0.0</b>
Theft - Pocket-picking	1	1.3	0	0.0
Theft - Purse Snatching	0	0.0	0	0.0
Theft - Shoplifting	0	0.0	0	0.0
Theft From Building	11	14.4	0	0.0
Theft From Coin Machine	1	1.3	0	0.0
Theft From Motor Vehicle	2	2.6	0	0.0
Theft of Motor Vehicle Parts	1	1.3	0	0.0
Theft - All Other Larceny	1	1.3	0	0.0
<b>Motor Vehicle Theft</b>	<b>0</b>	<b>0.0</b>	<b>0</b>	<b>0.0</b>
<b>Counterfeiting/Forgery</b>	<b>0</b>	<b>0.0</b>	<b>0</b>	<b>0.0</b>
<b>Fraud Offenses (Total)</b>	<b>0</b>	<b>0.0</b>	<b>0</b>	<b>0.0</b>
Fraud - False Pretenses	0	0.0	0	0.0
Fraud - Credit Card/ATM	0	0.0	0	0.0
Fraud - Impersonation	0	0.0	0	0.0
Fraud - Welfare	0	0.0	0	0.0
Fraud - Wire	0	0.0	0	0.0
<b>Embezzlement</b>	<b>0</b>	<b>0.0</b>	<b>0</b>	<b>0.0</b>
<b>Stolen Property Offenses</b>	<b>0</b>	<b>0.0</b>	<b>0</b>	<b>0.0</b>
<b>Destruction/Damage/Vandalism</b>	<b>7</b>	<b>9.1</b>	<b>1</b>	<b>14.3</b>
<b>Drug/Narcotic Violations (Total)</b>	<b>1</b>	<b>1.3</b>	<b>1</b>	<b>100.0</b>
Drug/Narcotic Violations	1	1.3	1	100.0
Drug/Narcotic Equipment Violations	0	0.0	0	0.0

GROUP A OFFENSES	Offense	Rate per 1,000	Cleared	% Cleared
<b>Sex Offenses (Nonforcible) (Total)</b>	<b>0</b>	<b>0.0</b>	<b>0</b>	<b>0.0</b>
Incest	0	0.0	0	0.0
Statutory Rape	0	0.0	0	0.0
<b>Pornography/Obscene Material</b>	<b>0</b>	<b>0.0</b>	<b>0</b>	<b>0.0</b>
<b>Gambling Offenses (Total)</b>	<b>0</b>	<b>0.0</b>	<b>0</b>	<b>0.0</b>
Gambling - Betting/Wagering	0	0.0	0	0.0
Gambling - Operating/Promoting	0	0.0	0	0.0
Gambling - Equipment Violations	0	0.0	0	0.0
Gambling - Sports Tampering	0	0.0	0	0.0
<b>Prostitution Offenses (Total)</b>	<b>0</b>	<b>0.0</b>	<b>0</b>	<b>0.0</b>
Prostitution	0	0.0	0	0.0
Prostitution Assisting/Promoting	0	0.0	0	0.0
<b>Bribery</b>	<b>0</b>	<b>0.0</b>	<b>0</b>	<b>0.0</b>
<b>Weapon Law Violations</b>	<b>0</b>	<b>0.0</b>	<b>0</b>	<b>0.0</b>

GROUP B OFFENSES	Offenses	Rate per 1,000
Bad Checks	0	0.0
Curfew/Vagrancy	0	0.0
Disorderly Conduct	0	0.0
DUI	0	0.0
Drunkenness	1	1.3
Family-Non Violent	0	0.0
Liquor Law Violations	0	0.0
Peeping Tom	0	0.0
Runaway	0	0.0
Trespass	0	0.0
All Other Offenses	0	0.0

2010 Fall Term Campus Population	
Undergraduate Enrollment	432
Graduate Enrollment	0
Staff Personnel	64
Faculty Personnel	71
Security Personnel	9
<b>Total Campus Population</b>	<b>576</b>



## Lane College - 2010

GROUP A OFFENSES	Offense	Rate per 1,000	Cleared	% Cleared
<b>Homicide Offenses (Total)</b>	<b>0</b>	<b>0.0</b>	<b>0</b>	<b>0.0</b>
Murder	0	0.0	0	0.0
Negligent Manslaughter	0	0.0	0	0.0
<b>Kidnaping/Abduction</b>	<b>0</b>	<b>0.0</b>	<b>0</b>	<b>0.0</b>
<b>Sex Offenses (Forcible) (Total)</b>	<b>0</b>	<b>0.0</b>	<b>0</b>	<b>0.0</b>
Forcible Rape	0	0.0	0	0.0
Forcible Sodomy	0	0.0	0	0.0
Sexual Assault W/Object	0	0.0	0	0.0
Forcible Fondling	0	0.0	0	0.0
<b>Robbery</b>	<b>1</b>	<b>0.4</b>	<b>0</b>	<b>0.0</b>
<b>Assault Offenses (Total)</b>	<b>36</b>	<b>13.4</b>	<b>33</b>	<b>91.7</b>
Aggravated Assault	6	2.2	5	83.3
Simple Assault	26	9.7	25	96.2
Intimidation	4	1.5	3	75.0
Stalking	0	0.0	0	0.0
<b>Arson</b>	<b>0</b>	<b>0.0</b>	<b>0</b>	<b>0.0</b>
<b>Extortion/Blackmail</b>	<b>0</b>	<b>0.0</b>	<b>0</b>	<b>0.0</b>
<b>Burglary</b>	<b>1</b>	<b>0.4</b>	<b>1</b>	<b>100.0</b>
<b>Larceny/Theft Offenses (Total)</b>	<b>14</b>	<b>5.2</b>	<b>1</b>	<b>7.1</b>
Theft - Pocket-picking	0	0.0	0	0.0
Theft - Purse Snatching	0	0.0	0	0.0
Theft - Shoplifting	0	0.0	0	0.0
Theft From Building	10	3.7	1	10.0
Theft From Coin Machine	0	0.0	0	0.0
Theft From Motor Vehicle	2	0.7	0	0.0
Theft of Motor Vehicle Parts	1	0.4	0	0.0
Theft - All Other Larceny	1	0.4	0	0.0
<b>Motor Vehicle Theft</b>	<b>2</b>	<b>0.7</b>	<b>0</b>	<b>0.0</b>
<b>Counterfeiting/Forgery</b>	<b>1</b>	<b>0.4</b>	<b>0</b>	<b>0.0</b>
<b>Fraud Offenses (Total)</b>	<b>1</b>	<b>0.4</b>	<b>0</b>	<b>0.0</b>
Fraud - False Pretenses	1	0.4	0	0.0
Fraud - Credit Card/ATM	0	0.0	0	0.0
Fraud - Impersonation	0	0.0	0	0.0
Fraud - Welfare	0	0.0	0	0.0
Fraud - Wire	0	0.0	0	0.0
<b>Embezzlement</b>	<b>0</b>	<b>0.0</b>	<b>0</b>	<b>0.0</b>
<b>Stolen Property Offenses</b>	<b>0</b>	<b>0.0</b>	<b>0</b>	<b>0.0</b>
<b>Destruction/Damage/Vandalism</b>	<b>18</b>	<b>6.7</b>	<b>6</b>	<b>33.3</b>
<b>Drug/Narcotic Violations (Total)</b>	<b>11</b>	<b>4.1</b>	<b>8</b>	<b>72.7</b>
Drug/Narcotic Violations	11	4.1	8	72.7
Drug/Narcotic Equipment Violations	0	0.0	0	0.0

GROUP A OFFENSES	Offense	Rate per 1,000	Cleared	% Cleared
<b>Sex Offenses (Nonforcible) (Total)</b>	<b>0</b>	<b>0.0</b>	<b>0</b>	<b>0.0</b>
Incest	0	0.0	0	0.0
Statutory Rape	0	0.0	0	0.0
<b>Pornography/Obscene Material</b>	<b>0</b>	<b>0.0</b>	<b>0</b>	<b>0.0</b>
<b>Gambling Offenses (Total)</b>	<b>0</b>	<b>0.0</b>	<b>0</b>	<b>0.0</b>
Gambling - Betting/Wagering	0	0.0	0	0.0
Gambling - Operating/Promoting	0	0.0	0	0.0
Gambling - Equipment Violations	0	0.0	0	0.0
Gambling - Sports Tampering	0	0.0	0	0.0
<b>Prostitution Offenses (Total)</b>	<b>0</b>	<b>0.0</b>	<b>0</b>	<b>0.0</b>
Prostitution	0	0.0	0	0.0
Prostitution Assisting/Promoting	0	0.0	0	0.0
<b>Bribery</b>	<b>0</b>	<b>0.0</b>	<b>0</b>	<b>0.0</b>
<b>Weapon Law Violations</b>	<b>3</b>	<b>1.1</b>	<b>1</b>	<b>33.3</b>

GROUP B OFFENSES	Offenses	Rate per 1,000
Bad Checks	0	0.0
Curfew/Vagrancy	0	0.0
Disorderly Conduct	8	3.0
DUI	0	0.0
Drunkenness	0	0.0
Family-Non Violent	0	0.0
Liquor Law Violations	2	0.7
Peeping Tom	0	0.0
Runaway	0	0.0
Trespass	0	0.0
All Other Offenses	0	0.0

2010 Fall Term Campus Population	
Undergraduate Enrollment	2,214
Graduate Enrollment	0
Staff Personnel	382
Faculty Personnel	102
Security Personnel	35
<b>Total Campus Population</b>	<b>2,733</b>



## Lee University - 2010

GROUP A OFFENSES	Offense	Rate per 1,000	Cleared	% Cleared
<b>Homicide Offenses (Total)</b>	<b>0</b>	<b>0.0</b>	<b>0</b>	<b>0.0</b>
Murder	0	0.0	0	0.0
Negligent Manslaughter	0	0.0	0	0.0
<b>Kidnaping/Abduction</b>	<b>0</b>	<b>0.0</b>	<b>0</b>	<b>0.0</b>
<b>Sex Offenses (Forcible) (Total)</b>	<b>0</b>	<b>0.0</b>	<b>0</b>	<b>0.0</b>
Forcible Rape	0	0.0	0	0.0
Forcible Sodomy	0	0.0	0	0.0
Sexual Assault W/Object	0	0.0	0	0.0
Forcible Fondling	0	0.0	0	0.0
<b>Robbery</b>	<b>0</b>	<b>0.0</b>	<b>0</b>	<b>0.0</b>
<b>Assault Offenses (Total)</b>	<b>0</b>	<b>0.0</b>	<b>0</b>	<b>0.0</b>
Aggravated Assault	0	0.0	0	0.0
Simple Assault	0	0.0	0	0.0
Intimidation	0	0.0	0	0.0
Stalking	0	0.0	0	0.0
<b>Arson</b>	<b>0</b>	<b>0.0</b>	<b>0</b>	<b>0.0</b>
<b>Extortion/Blackmail</b>	<b>0</b>	<b>0.0</b>	<b>0</b>	<b>0.0</b>
<b>Burglary</b>	<b>1</b>	<b>0.2</b>	<b>0</b>	<b>0.0</b>
<b>Larceny/Theft Offenses (Total)</b>	<b>43</b>	<b>10.0</b>	<b>0</b>	<b>0.0</b>
Theft - Pocket-picking	0	0.0	0	0.0
Theft - Purse Snatching	0	0.0	0	0.0
Theft - Shoplifting	0	0.0	0	0.0
Theft From Building	15	3.5	0	0.0
Theft From Coin Machine	0	0.0	0	0.0
Theft From Motor Vehicle	7	1.6	0	0.0
Theft of Motor Vehicle Parts	5	1.2	0	0.0
Theft - All Other Larceny	16	3.7	0	0.0
<b>Motor Vehicle Theft</b>	<b>0</b>	<b>0.0</b>	<b>0</b>	<b>0.0</b>
<b>Counterfeiting/Forgery</b>	<b>0</b>	<b>0.0</b>	<b>0</b>	<b>0.0</b>
<b>Fraud Offenses (Total)</b>	<b>0</b>	<b>0.0</b>	<b>0</b>	<b>0.0</b>
Fraud - False Pretenses	0	0.0	0	0.0
Fraud - Credit Card/ATM	0	0.0	0	0.0
Fraud - Impersonation	0	0.0	0	0.0
Fraud - Welfare	0	0.0	0	0.0
Fraud - Wire	0	0.0	0	0.0
<b>Embezzlement</b>	<b>0</b>	<b>0.0</b>	<b>0</b>	<b>0.0</b>
<b>Stolen Property Offenses</b>	<b>0</b>	<b>0.0</b>	<b>0</b>	<b>0.0</b>
<b>Destruction/Damage/Vandalism</b>	<b>2</b>	<b>0.5</b>	<b>0</b>	<b>0.0</b>
<b>Drug/Narcotic Violations (Total)</b>	<b>0</b>	<b>0.0</b>	<b>0</b>	<b>0.0</b>
Drug/Narcotic Violations	0	0.0	0	0.0
Drug/Narcotic Equipment Violations	0	0.0	0	0.0

GROUP A OFFENSES	Offense	Rate per 1,000	Cleared	% Cleared
<b>Sex Offenses (Nonforcible) (Total)</b>	<b>0</b>	<b>0.0</b>	<b>0</b>	<b>0.0</b>
Incest	0	0.0	0	0.0
Statutory Rape	0	0.0	0	0.0
<b>Pornography/Obscene Material</b>	<b>0</b>	<b>0.0</b>	<b>0</b>	<b>0.0</b>
<b>Gambling Offenses (Total)</b>	<b>0</b>	<b>0.0</b>	<b>0</b>	<b>0.0</b>
Gambling - Betting/Wagering	0	0.0	0	0.0
Gambling - Operating/Promoting	0	0.0	0	0.0
Gambling - Equipment Violations	0	0.0	0	0.0
Gambling - Sports Tampering	0	0.0	0	0.0
<b>Prostitution Offenses (Total)</b>	<b>0</b>	<b>0.0</b>	<b>0</b>	<b>0.0</b>
Prostitution	0	0.0	0	0.0
Prostitution Assisting/Promoting	0	0.0	0	0.0
<b>Bribery</b>	<b>0</b>	<b>0.0</b>	<b>0</b>	<b>0.0</b>
<b>Weapon Law Violations</b>	<b>0</b>	<b>0.0</b>	<b>0</b>	<b>0.0</b>

GROUP B OFFENSES	Offenses	Rate per 1,000
Bad Checks	0	0.0
Curfew/Vagrancy	0	0.0
Disorderly Conduct	0	0.0
DUI	0	0.0
Drunkenness	0	0.0
Family-Non Violent	0	0.0
Liquor Law Violations	0	0.0
Peeping Tom	0	0.0
Runaway	0	0.0
Trespass	0	0.0
All Other Offenses	0	0.0

2010 Fall Term Campus Population	
Undergraduate Enrollment	3,907
Graduate Enrollment	366
Staff Personnel	308
Faculty Personnel	158
Security Personnel	14
<b>Total Campus Population</b>	<b>4,753</b>





## LeMoyne-Owen College - 2010

GROUP A OFFENSES	Offense	Rate per 1,000	Cleared	% Cleared
<b>Homicide Offenses (Total)</b>	<b>0</b>	<b>0.0</b>	<b>0</b>	<b>0.0</b>
Murder	0	0.0	0	0.0
Negligent Manslaughter	0	0.0	0	0.0
<b>Kidnaping/Abduction</b>	<b>0</b>	<b>0.0</b>	<b>0</b>	<b>0.0</b>
<b>Sex Offenses (Forcible) (Total)</b>	<b>0</b>	<b>0.0</b>	<b>0</b>	<b>0.0</b>
Forcible Rape	0	0.0	0	0.0
Forcible Sodomy	0	0.0	0	0.0
Sexual Assault W/Object	0	0.0	0	0.0
Forcible Fondling	0	0.0	0	0.0
<b>Robbery</b>	<b>1</b>	<b>1.0</b>	<b>0</b>	<b>0.0</b>
<b>Assault Offenses (Total)</b>	<b>6</b>	<b>5.9</b>	<b>0</b>	<b>0.0</b>
Aggravated Assault	2	2.0	0	0.0
Simple Assault	4	4.0	0	0.0
Intimidation	0	0.0	0	0.0
Stalking	0	0.0	0	0.0
<b>Arson</b>	<b>0</b>	<b>0.0</b>	<b>0</b>	<b>0.0</b>
<b>Extortion/Blackmail</b>	<b>0</b>	<b>0.0</b>	<b>0</b>	<b>0.0</b>
<b>Burglary</b>	<b>3</b>	<b>3.0</b>	<b>0</b>	<b>0.0</b>
<b>Larceny/Theft Offenses (Total)</b>	<b>22</b>	<b>21.8</b>	<b>0</b>	<b>0.0</b>
Theft - Pocket-picking	0	0.0	0	0.0
Theft - Purse Snatching	0	0.0	0	0.0
Theft - Shoplifting	0	0.0	0	0.0
Theft From Building	20	19.8	0	0.0
Theft From Coin Machine	0	0.0	0	0.0
Theft From Motor Vehicle	2	2.0	0	0.0
Theft of Motor Vehicle Parts	0	0.0	0	0.0
Theft - All Other Larceny	0	0.0	0	0.0
<b>Motor Vehicle Theft</b>	<b>2</b>	<b>2.0</b>	<b>0</b>	<b>0.0</b>
<b>Counterfeiting/Forgery</b>	<b>0</b>	<b>0.0</b>	<b>0</b>	<b>0.0</b>
<b>Fraud Offenses (Total)</b>	<b>0</b>	<b>0.0</b>	<b>0</b>	<b>0.0</b>
Fraud - False Pretenses	0	0.0	0	0.0
Fraud - Credit Card/ATM	0	0.0	0	0.0
Fraud - Impersonation	0	0.0	0	0.0
Fraud - Welfare	0	0.0	0	0.0
Fraud - Wire	0	0.0	0	0.0
<b>Embezzlement</b>	<b>0</b>	<b>0.0</b>	<b>0</b>	<b>0.0</b>
<b>Stolen Property Offenses</b>	<b>0</b>	<b>0.0</b>	<b>0</b>	<b>0.0</b>
<b>Destruction/Damage/Vandalism</b>	<b>16</b>	<b>15.8</b>	<b>0</b>	<b>0.0</b>
<b>Drug/Narcotic Violations (Total)</b>	<b>2</b>	<b>2.0</b>	<b>0</b>	<b>0.0</b>
Drug/Narcotic Violations	2	2.0	0	0.0
Drug/Narcotic Equipment Violations	0	0.0	0	0.0

GROUP A OFFENSES	Offense	Rate per 1,000	Cleared	% Cleared
<b>Sex Offenses (Nonforcible) (Total)</b>	<b>0</b>	<b>0.0</b>	<b>0</b>	<b>0.0</b>
Incest	0	0.0	0	0.0
Statutory Rape	0	0.0	0	0.0
<b>Pornography/Obscene Material</b>	<b>0</b>	<b>0.0</b>	<b>0</b>	<b>0.0</b>
<b>Gambling Offenses (Total)</b>	<b>0</b>	<b>0.0</b>	<b>0</b>	<b>0.0</b>
Gambling - Betting/Wagering	0	0.0	0	0.0
Gambling - Operating/Promoting	0	0.0	0	0.0
Gambling - Equipment Violations	0	0.0	0	0.0
Gambling - Sports Tampering	0	0.0	0	0.0
<b>Prostitution Offenses (Total)</b>	<b>0</b>	<b>0.0</b>	<b>0</b>	<b>0.0</b>
Prostitution	0	0.0	0	0.0
Prostitution Assisting/Promoting	0	0.0	0	0.0
<b>Bribery</b>	<b>0</b>	<b>0.0</b>	<b>0</b>	<b>0.0</b>
<b>Weapon Law Violations</b>	<b>2</b>	<b>2.0</b>	<b>0</b>	<b>0.0</b>

GROUP B OFFENSES	Offenses	Rate per 1,000
Bad Checks	0	0.0
Curfew/Vagrancy	0	0.0
Disorderly Conduct	0	0.0
DUI	0	0.0
Drunkenness	0	0.0
Family-Non Violent	0	0.0
Liquor Law Violations	0	0.0
Peeping Tom	0	0.0
Runaway	0	0.0
Trespass	0	0.0
All Other Offenses	0	0.0

2010 Fall Term Campus Population	
Undergraduate Enrollment	1,060
Graduate Enrollment	0
Staff Personnel	70
Faculty Personnel	55
Security Personnel	14
<b>Total Campus Population</b>	<b>1,199</b>



# Lincoln Memorial University - 2010

GROUP A OFFENSES	Offense	Rate per 1,000	Cleared	% Cleared
<b>Homicide Offenses (Total)</b>	<b>0</b>	<b>0.0</b>	<b>0</b>	<b>0.0</b>
Murder	0	0.0	0	0.0
Negligent Manslaughter	0	0.0	0	0.0
<b>Kidnaping/Abduction</b>	<b>0</b>	<b>0.0</b>	<b>0</b>	<b>0.0</b>
<b>Sex Offenses (Forcible) (Total)</b>	<b>0</b>	<b>0.0</b>	<b>0</b>	<b>0.0</b>
Forcible Rape	0	0.0	0	0.0
Forcible Sodomy	0	0.0	0	0.0
Sexual Assault W/Object	0	0.0	0	0.0
Forcible Fondling	0	0.0	0	0.0
<b>Robbery</b>	<b>0</b>	<b>0.0</b>	<b>0</b>	<b>0.0</b>
<b>Assault Offenses (Total)</b>	<b>0</b>	<b>0.0</b>	<b>0</b>	<b>0.0</b>
Aggravated Assault	0	0.0	0	0.0
Simple Assault	0	0.0	0	0.0
Intimidation	0	0.0	0	0.0
Stalking	0	0.0	0	0.0
<b>Arson</b>	<b>0</b>	<b>0.0</b>	<b>0</b>	<b>0.0</b>
<b>Extortion/Blackmail</b>	<b>0</b>	<b>0.0</b>	<b>0</b>	<b>0.0</b>
<b>Burglary</b>	<b>0</b>	<b>0.0</b>	<b>0</b>	<b>0.0</b>
<b>Larceny/Theft Offenses (Total)</b>	<b>4</b>	<b>1.5</b>	<b>0</b>	<b>0.0</b>
Theft - Pocket-picking	0	0.0	0	0.0
Theft - Purse Snatching	0	0.0	0	0.0
Theft - Shoplifting	0	0.0	0	0.0
Theft From Building	1	0.4	0	0.0
Theft From Coin Machine	0	0.0	0	0.0
Theft From Motor Vehicle	2	0.7	0	0.0
Theft of Motor Vehicle Parts	0	0.0	0	0.0
Theft - All Other Larceny	1	0.4	0	0.0
<b>Motor Vehicle Theft</b>	<b>0</b>	<b>0.0</b>	<b>0</b>	<b>0.0</b>
<b>Counterfeiting/Forgery</b>	<b>0</b>	<b>0.0</b>	<b>0</b>	<b>0.0</b>
<b>Fraud Offenses (Total)</b>	<b>0</b>	<b>0.0</b>	<b>0</b>	<b>0.0</b>
Fraud - False Pretenses	0	0.0	0	0.0
Fraud - Credit Card/ATM	0	0.0	0	0.0
Fraud - Impersonation	0	0.0	0	0.0
Fraud - Welfare	0	0.0	0	0.0
Fraud - Wire	0	0.0	0	0.0
<b>Embezzlement</b>	<b>0</b>	<b>0.0</b>	<b>0</b>	<b>0.0</b>
<b>Stolen Property Offenses</b>	<b>0</b>	<b>0.0</b>	<b>0</b>	<b>0.0</b>
<b>Destruction/Damage/Vandalism</b>	<b>0</b>	<b>0.0</b>	<b>0</b>	<b>0.0</b>
<b>Drug/Narcotic Violations (Total)</b>	<b>0</b>	<b>0.0</b>	<b>0</b>	<b>0.0</b>
Drug/Narcotic Violations	0	0.0	0	0.0
Drug/Narcotic Equipment Violations	0	0.0	0	0.0

GROUP A OFFENSES	Offense	Rate per 1,000	Cleared	% Cleared
<b>Sex Offenses (Nonforcible) (Total)</b>	<b>0</b>	<b>0.0</b>	<b>0</b>	<b>0.0</b>
Incest	0	0.0	0	0.0
Statutory Rape	0	0.0	0	0.0
<b>Pornography/Obscene Material</b>	<b>0</b>	<b>0.0</b>	<b>0</b>	<b>0.0</b>
<b>Gambling Offenses (Total)</b>	<b>0</b>	<b>0.0</b>	<b>0</b>	<b>0.0</b>
Gambling - Betting/Wagering	0	0.0	0	0.0
Gambling - Operating/Promoting	0	0.0	0	0.0
Gambling - Equipment Violations	0	0.0	0	0.0
Gambling - Sports Tampering	0	0.0	0	0.0
<b>Prostitution Offenses (Total)</b>	<b>0</b>	<b>0.0</b>	<b>0</b>	<b>0.0</b>
Prostitution	0	0.0	0	0.0
Prostitution Assisting/Promoting	0	0.0	0	0.0
<b>Bribery</b>	<b>0</b>	<b>0.0</b>	<b>0</b>	<b>0.0</b>
<b>Weapon Law Violations</b>	<b>0</b>	<b>0.0</b>	<b>0</b>	<b>0.0</b>

GROUP B OFFENSES	Offenses	Rate per 1,000
Bad Checks	0	0.0
Curfew/Vagrancy	39	14.6
Disorderly Conduct	0	0.0
DUI	0	0.0
Drunkenness	0	0.0
Family-Non Violent	0	0.0
Liquor Law Violations	51	19.0
Peeping Tom	0	0.0
Runaway	0	0.0
Trespass	0	0.0
All Other Offenses	0	0.0

2010 Fall Term Campus Population	
Undergraduate Enrollment	1,459
Graduate Enrollment	1,097
Staff Personnel	309
Faculty Personnel	300
Security Personnel	18
<b>Total Campus Population</b>	<b>3,183</b>



## Lipscomb University - 2010

GROUP A OFFENSES	Offense	Rate per 1,000	Cleared	% Cleared
<b>Homicide Offenses (Total)</b>	<b>0</b>	<b>0.0</b>	<b>0</b>	<b>0.0</b>
Murder	0	0.0	0	0.0
Negligent Manslaughter	0	0.0	0	0.0
<b>Kidnaping/Abduction</b>	<b>0</b>	<b>0.0</b>	<b>0</b>	<b>0.0</b>
<b>Sex Offenses (Forcible) (Total)</b>	<b>0</b>	<b>0.0</b>	<b>0</b>	<b>0.0</b>
Forcible Rape	0	0.0	0	0.0
Forcible Sodomy	0	0.0	0	0.0
Sexual Assault W/Object	0	0.0	0	0.0
Forcible Fondling	0	0.0	0	0.0
<b>Robbery</b>	<b>0</b>	<b>0.0</b>	<b>0</b>	<b>0.0</b>
<b>Assault Offenses (Total)</b>	<b>1</b>	<b>0.2</b>	<b>1</b>	<b>100.0</b>
Aggravated Assault	0	0.0	0	0.0
Simple Assault	1	0.2	1	100.0
Intimidation	0	0.0	0	0.0
Stalking	0	0.0	0	0.0
<b>Arson</b>	<b>0</b>	<b>0.0</b>	<b>0</b>	<b>0.0</b>
<b>Extortion/Blackmail</b>	<b>0</b>	<b>0.0</b>	<b>0</b>	<b>0.0</b>
<b>Burglary</b>	<b>11</b>	<b>2.1</b>	<b>2</b>	<b>18.2</b>
<b>Larceny/Theft Offenses (Total)</b>	<b>15</b>	<b>2.8</b>	<b>0</b>	<b>0.0</b>
Theft - Pocket-picking	0	0.0	0	0.0
Theft - Purse Snatching	0	0.0	0	0.0
Theft - Shoplifting	0	0.0	0	0.0
Theft From Building	6	1.1	0	0.0
Theft From Coin Machine	0	0.0	0	0.0
Theft From Motor Vehicle	9	1.7	0	0.0
Theft of Motor Vehicle Parts	0	0.0	0	0.0
Theft - All Other Larceny	0	0.0	0	0.0
<b>Motor Vehicle Theft</b>	<b>0</b>	<b>0.0</b>	<b>0</b>	<b>0.0</b>
<b>Counterfeiting/Forgery</b>	<b>0</b>	<b>0.0</b>	<b>0</b>	<b>0.0</b>
<b>Fraud Offenses (Total)</b>	<b>0</b>	<b>0.0</b>	<b>0</b>	<b>0.0</b>
Fraud - False Pretenses	0	0.0	0	0.0
Fraud - Credit Card/ATM	0	0.0	0	0.0
Fraud - Impersonation	0	0.0	0	0.0
Fraud - Welfare	0	0.0	0	0.0
Fraud - Wire	0	0.0	0	0.0
<b>Embezzlement</b>	<b>0</b>	<b>0.0</b>	<b>0</b>	<b>0.0</b>
<b>Stolen Property Offenses</b>	<b>0</b>	<b>0.0</b>	<b>0</b>	<b>0.0</b>
<b>Destruction/Damage/Vandalism</b>	<b>6</b>	<b>1.1</b>	<b>2</b>	<b>33.3</b>
<b>Drug/Narcotic Violations (Total)</b>	<b>0</b>	<b>0.0</b>	<b>0</b>	<b>0.0</b>
Drug/Narcotic Violations	0	0.0	0	0.0
Drug/Narcotic Equipment Violations	0	0.0	0	0.0

GROUP A OFFENSES	Offense	Rate per 1,000	Cleared	% Cleared
<b>Sex Offenses (Nonforcible) (Total)</b>	<b>0</b>	<b>0.0</b>	<b>0</b>	<b>0.0</b>
Incest	0	0.0	0	0.0
Statutory Rape	0	0.0	0	0.0
<b>Pornography/Obscene Material</b>	<b>0</b>	<b>0.0</b>	<b>0</b>	<b>0.0</b>
<b>Gambling Offenses (Total)</b>	<b>0</b>	<b>0.0</b>	<b>0</b>	<b>0.0</b>
Gambling - Betting/Wagering	0	0.0	0	0.0
Gambling - Operating/Promoting	0	0.0	0	0.0
Gambling - Equipment Violations	0	0.0	0	0.0
Gambling - Sports Tampering	0	0.0	0	0.0
<b>Prostitution Offenses (Total)</b>	<b>0</b>	<b>0.0</b>	<b>0</b>	<b>0.0</b>
Prostitution	0	0.0	0	0.0
Prostitution Assisting/Promoting	0	0.0	0	0.0
<b>Bribery</b>	<b>0</b>	<b>0.0</b>	<b>0</b>	<b>0.0</b>
<b>Weapon Law Violations</b>	<b>0</b>	<b>0.0</b>	<b>0</b>	<b>0.0</b>

GROUP B OFFENSES	Offenses	Rate per 1,000
Bad Checks	0	0.0
Curfew/Vagrancy	0	0.0
Disorderly Conduct	0	0.0
DUI	0	0.0
Drunkenness	0	0.0
Family-Non Violent	0	0.0
Liquor Law Violations	0	0.0
Peeping Tom	0	0.0
Runaway	0	0.0
Trespass	0	0.0
All Other Offenses	0	0.0

2010 Fall Term Campus Population	
Undergraduate Enrollment	2,644
Graduate Enrollment	1,098
Staff Personnel	400
Faculty Personnel	181
Security Personnel	18
<b>Total Campus Population</b>	<b>4,341</b>



## Martin Methodist College - 2010

GROUP A OFFENSES	Offense	Rate per 1,000	Cleared	% Cleared
<b>Homicide Offenses (Total)</b>	<b>0</b>	<b>0.0</b>	<b>0</b>	<b>0.0</b>
Murder	0	0.0	0	0.0
Negligent Manslaughter	0	0.0	0	0.0
<b>Kidnaping/Abduction</b>	<b>0</b>	<b>0.0</b>	<b>0</b>	<b>0.0</b>
<b>Sex Offenses (Forcible) (Total)</b>	<b>0</b>	<b>0.0</b>	<b>0</b>	<b>0.0</b>
Forcible Rape	0	0.0	0	0.0
Forcible Sodomy	0	0.0	0	0.0
Sexual Assault W/Object	0	0.0	0	0.0
Forcible Fondling	0	0.0	0	0.0
<b>Robbery</b>	<b>0</b>	<b>0.0</b>	<b>0</b>	<b>0.0</b>
<b>Assault Offenses (Total)</b>	<b>1</b>	<b>2.3</b>	<b>0</b>	<b>0.0</b>
Aggravated Assault	0	0.0	0	0.0
Simple Assault	1	2.3	0	0.0
Intimidation	0	0.0	0	0.0
Stalking	0	0.0	0	0.0
<b>Arson</b>	<b>0</b>	<b>0.0</b>	<b>0</b>	<b>0.0</b>
<b>Extortion/Blackmail</b>	<b>0</b>	<b>0.0</b>	<b>0</b>	<b>0.0</b>
<b>Burglary</b>	<b>0</b>	<b>0.0</b>	<b>0</b>	<b>0.0</b>
<b>Larceny/Theft Offenses (Total)</b>	<b>2</b>	<b>4.7</b>	<b>0</b>	<b>0.0</b>
Theft - Pocket-picking	0	0.0	0	0.0
Theft - Purse Snatching	0	0.0	0	0.0
Theft - Shoplifting	0	0.0	0	0.0
Theft From Building	2	4.7	0	0.0
Theft From Coin Machine	0	0.0	0	0.0
Theft From Motor Vehicle	0	0.0	0	0.0
Theft of Motor Vehicle Parts	0	0.0	0	0.0
Theft - All Other Larceny	0	0.0	0	0.0
<b>Motor Vehicle Theft</b>	<b>0</b>	<b>0.0</b>	<b>0</b>	<b>0.0</b>
<b>Counterfeiting/Forgery</b>	<b>0</b>	<b>0.0</b>	<b>0</b>	<b>0.0</b>
<b>Fraud Offenses (Total)</b>	<b>0</b>	<b>0.0</b>	<b>0</b>	<b>0.0</b>
Fraud - False Pretenses	0	0.0	0	0.0
Fraud - Credit Card/ATM	0	0.0	0	0.0
Fraud - Impersonation	0	0.0	0	0.0
Fraud - Welfare	0	0.0	0	0.0
Fraud - Wire	0	0.0	0	0.0
<b>Embezzlement</b>	<b>0</b>	<b>0.0</b>	<b>0</b>	<b>0.0</b>
<b>Stolen Property Offenses</b>	<b>0</b>	<b>0.0</b>	<b>0</b>	<b>0.0</b>
<b>Destruction/Damage/Vandalism</b>	<b>1</b>	<b>2.3</b>	<b>0</b>	<b>0.0</b>
<b>Drug/Narcotic Violations (Total)</b>	<b>0</b>	<b>0.0</b>	<b>0</b>	<b>0.0</b>
Drug/Narcotic Violations	0	0.0	0	0.0
Drug/Narcotic Equipment Violations	0	0.0	0	0.0

GROUP A OFFENSES	Offense	Rate per 1,000	Cleared	% Cleared
<b>Sex Offenses (Nonforcible) (Total)</b>	<b>0</b>	<b>0.0</b>	<b>0</b>	<b>0.0</b>
Incest	0	0.0	0	0.0
Statutory Rape	0	0.0	0	0.0
<b>Pornography/Obscene Material</b>	<b>0</b>	<b>0.0</b>	<b>0</b>	<b>0.0</b>
<b>Gambling Offenses (Total)</b>	<b>0</b>	<b>0.0</b>	<b>0</b>	<b>0.0</b>
Gambling - Betting/Wagering	0	0.0	0	0.0
Gambling - Operating/Promoting	0	0.0	0	0.0
Gambling - Equipment Violations	0	0.0	0	0.0
Gambling - Sports Tampering	0	0.0	0	0.0
<b>Prostitution Offenses (Total)</b>	<b>0</b>	<b>0.0</b>	<b>0</b>	<b>0.0</b>
Prostitution	0	0.0	0	0.0
Prostitution Assisting/Promoting	0	0.0	0	0.0
<b>Bribery</b>	<b>0</b>	<b>0.0</b>	<b>0</b>	<b>0.0</b>
<b>Weapon Law Violations</b>	<b>0</b>	<b>0.0</b>	<b>0</b>	<b>0.0</b>

GROUP B OFFENSES	Offenses	Rate per 1,000
Bad Checks	0	0.0
Curfew/Vagrancy	0	0.0
Disorderly Conduct	0	0.0
DUI	0	0.0
Drunkenness	0	0.0
Family-Non Violent	0	0.0
Liquor Law Violations	0	0.0
Peeping Tom	0	0.0
Runaway	0	0.0
Trespass	0	0.0
All Other Offenses	0	0.0

2010 Fall Term Campus Population	
Undergraduate Enrollment	983
Graduate Enrollment	0
Staff Personnel	85
Faculty Personnel	80
Security Personnel	0
<b>Total Campus Population</b>	<b>1,148</b>



## Maryville College - 2010

GROUP A OFFENSES	Offense	Rate per 1,000	Cleared	% Cleared
<b>Homicide Offenses (Total)</b>	<b>0</b>	<b>0.0</b>	<b>0</b>	<b>0.0</b>
Murder	0	0.0	0	0.0
Negligent Manslaughter	0	0.0	0	0.0
<b>Kidnaping/Abduction</b>	<b>0</b>	<b>0.0</b>	<b>0</b>	<b>0.0</b>
<b>Sex Offenses (Forcible) (Total)</b>	<b>2</b>	<b>1.5</b>	<b>0</b>	<b>0.0</b>
Forcible Rape	1	0.7	0	0.0
Forcible Sodomy	0	0.0	0	0.0
Sexual Assault W/Object	0	0.0	0	0.0
Forcible Fondling	1	0.7	0	0.0
<b>Robbery</b>	<b>0</b>	<b>0.0</b>	<b>0</b>	<b>0.0</b>
<b>Assault Offenses (Total)</b>	<b>2</b>	<b>1.5</b>	<b>2</b>	<b>100.0</b>
Aggravated Assault	1	0.7	1	100.0
Simple Assault	1	0.7	1	100.0
Intimidation	0	0.0	0	0.0
Stalking	0	0.0	0	0.0
<b>Arson</b>	<b>0</b>	<b>0.0</b>	<b>0</b>	<b>0.0</b>
<b>Extortion/Blackmail</b>	<b>0</b>	<b>0.0</b>	<b>0</b>	<b>0.0</b>
<b>Burglary</b>	<b>5</b>	<b>3.6</b>	<b>0</b>	<b>0.0</b>
<b>Larceny/Theft Offenses (Total)</b>	<b>11</b>	<b>8.0</b>	<b>0</b>	<b>0.0</b>
Theft - Pocket-picking	0	0.0	0	0.0
Theft - Purse Snatching	0	0.0	0	0.0
Theft - Shoplifting	0	0.0	0	0.0
Theft From Building	9	6.6	0	0.0
Theft From Coin Machine	0	0.0	0	0.0
Theft From Motor Vehicle	1	0.7	0	0.0
Theft of Motor Vehicle Parts	1	0.7	0	0.0
Theft - All Other Larceny	0	0.0	0	0.0
<b>Motor Vehicle Theft</b>	<b>0</b>	<b>0.0</b>	<b>0</b>	<b>0.0</b>
<b>Counterfeiting/Forgery</b>	<b>0</b>	<b>0.0</b>	<b>0</b>	<b>0.0</b>
<b>Fraud Offenses (Total)</b>	<b>0</b>	<b>0.0</b>	<b>0</b>	<b>0.0</b>
Fraud - False Pretenses	0	0.0	0	0.0
Fraud - Credit Card/ATM	0	0.0	0	0.0
Fraud - Impersonation	0	0.0	0	0.0
Fraud - Welfare	0	0.0	0	0.0
Fraud - Wire	0	0.0	0	0.0
<b>Embezzlement</b>	<b>0</b>	<b>0.0</b>	<b>0</b>	<b>0.0</b>
<b>Stolen Property Offenses</b>	<b>0</b>	<b>0.0</b>	<b>0</b>	<b>0.0</b>
<b>Destruction/Damage/Vandalism</b>	<b>4</b>	<b>2.9</b>	<b>0</b>	<b>0.0</b>
<b>Drug/Narcotic Violations (Total)</b>	<b>1</b>	<b>0.7</b>	<b>1</b>	<b>100.0</b>
Drug/Narcotic Violations	0	0.0	0	0.0
Drug/Narcotic Equipment Violations	1	0.7	1	100.0

GROUP A OFFENSES	Offense	Rate per 1,000	Cleared	% Cleared
<b>Sex Offenses (Nonforcible) (Total)</b>	<b>0</b>	<b>0.0</b>	<b>0</b>	<b>0.0</b>
Incest	0	0.0	0	0.0
Statutory Rape	0	0.0	0	0.0
<b>Pornography/Obscene Material</b>	<b>0</b>	<b>0.0</b>	<b>0</b>	<b>0.0</b>
<b>Gambling Offenses (Total)</b>	<b>0</b>	<b>0.0</b>	<b>0</b>	<b>0.0</b>
Gambling - Betting/Wagering	0	0.0	0	0.0
Gambling - Operating/Promoting	0	0.0	0	0.0
Gambling - Equipment Violations	0	0.0	0	0.0
Gambling - Sports Tampering	0	0.0	0	0.0
<b>Prostitution Offenses (Total)</b>	<b>0</b>	<b>0.0</b>	<b>0</b>	<b>0.0</b>
Prostitution	0	0.0	0	0.0
Prostitution Assisting/Promoting	0	0.0	0	0.0
<b>Bribery</b>	<b>0</b>	<b>0.0</b>	<b>0</b>	<b>0.0</b>
<b>Weapon Law Violations</b>	<b>0</b>	<b>0.0</b>	<b>0</b>	<b>0.0</b>

GROUP B OFFENSES	Offenses	Rate per 1,000
Bad Checks	0	0.0
Curfew/Vagrancy	0	0.0
Disorderly Conduct	0	0.0
DUI	0	0.0
Drunkenness	7	5.1
Family-Non Violent	0	0.0
Liquor Law Violations	3	2.2
Peeping Tom	0	0.0
Runaway	0	0.0
Trespass	0	0.0
All Other Offenses	1	0.7

2010 Fall Term Campus Population	
Undergraduate Enrollment	1,072
Graduate Enrollment	0
Staff Personnel	203
Faculty Personnel	110
Security Personnel	6
<b>Total Campus Population</b>	<b>1,391</b>



## Meharry Medical College - 2010

GROUP A OFFENSES	Offense	Rate per 1,000	Cleared	% Cleared
<b>Homicide Offenses (Total)</b>	<b>0</b>	<b>0.0</b>	<b>0</b>	<b>0.0</b>
Murder	0	0.0	0	0.0
Negligent Manslaughter	0	0.0	0	0.0
<b>Kidnaping/Abduction</b>	<b>0</b>	<b>0.0</b>	<b>0</b>	<b>0.0</b>
<b>Sex Offenses (Forcible) (Total)</b>	<b>0</b>	<b>0.0</b>	<b>0</b>	<b>0.0</b>
Forcible Rape	0	0.0	0	0.0
Forcible Sodomy	0	0.0	0	0.0
Sexual Assault W/Object	0	0.0	0	0.0
Forcible Fondling	0	0.0	0	0.0
<b>Robbery</b>	<b>0</b>	<b>0.0</b>	<b>0</b>	<b>0.0</b>
<b>Assault Offenses (Total)</b>	<b>7</b>	<b>4.1</b>	<b>0</b>	<b>0.0</b>
Aggravated Assault	2	1.2	0	0.0
Simple Assault	0	0.0	0	0.0
Intimidation	4	2.4	0	0.0
Stalking	1	0.6	0	0.0
<b>Arson</b>	<b>0</b>	<b>0.0</b>	<b>0</b>	<b>0.0</b>
<b>Extortion/Blackmail</b>	<b>0</b>	<b>0.0</b>	<b>0</b>	<b>0.0</b>
<b>Burglary</b>	<b>0</b>	<b>0.0</b>	<b>0</b>	<b>0.0</b>
<b>Larceny/Theft Offenses (Total)</b>	<b>15</b>	<b>8.9</b>	<b>0</b>	<b>0.0</b>
Theft - Pocket-picking	0	0.0	0	0.0
Theft - Purse Snatching	0	0.0	0	0.0
Theft - Shoplifting	0	0.0	0	0.0
Theft From Building	10	5.9	0	0.0
Theft From Coin Machine	0	0.0	0	0.0
Theft From Motor Vehicle	4	2.4	0	0.0
Theft of Motor Vehicle Parts	1	0.6	0	0.0
Theft - All Other Larceny	0	0.0	0	0.0
<b>Motor Vehicle Theft</b>	<b>0</b>	<b>0.0</b>	<b>0</b>	<b>0.0</b>
<b>Counterfeiting/Forgery</b>	<b>0</b>	<b>0.0</b>	<b>0</b>	<b>0.0</b>
<b>Fraud Offenses (Total)</b>	<b>0</b>	<b>0.0</b>	<b>0</b>	<b>0.0</b>
Fraud - False Pretenses	0	0.0	0	0.0
Fraud - Credit Card/ATM	0	0.0	0	0.0
Fraud - Impersonation	0	0.0	0	0.0
Fraud - Welfare	0	0.0	0	0.0
Fraud - Wire	0	0.0	0	0.0
<b>Embezzlement</b>	<b>0</b>	<b>0.0</b>	<b>0</b>	<b>0.0</b>
<b>Stolen Property Offenses</b>	<b>0</b>	<b>0.0</b>	<b>0</b>	<b>0.0</b>
<b>Destruction/Damage/Vandalism</b>	<b>2</b>	<b>1.2</b>	<b>0</b>	<b>0.0</b>
<b>Drug/Narcotic Violations (Total)</b>	<b>0</b>	<b>0.0</b>	<b>0</b>	<b>0.0</b>
Drug/Narcotic Violations	0	0.0	0	0.0
Drug/Narcotic Equipment Violations	0	0.0	0	0.0

GROUP A OFFENSES	Offense	Rate per 1,000	Cleared	% Cleared
<b>Sex Offenses (Nonforcible) (Total)</b>	<b>0</b>	<b>0.0</b>	<b>0</b>	<b>0.0</b>
Incest	0	0.0	0	0.0
Statutory Rape	0	0.0	0	0.0
<b>Pornography/Obscene Material</b>	<b>0</b>	<b>0.0</b>	<b>0</b>	<b>0.0</b>
<b>Gambling Offenses (Total)</b>	<b>0</b>	<b>0.0</b>	<b>0</b>	<b>0.0</b>
Gambling - Betting/Wagering	0	0.0	0	0.0
Gambling - Operating/Promoting	0	0.0	0	0.0
Gambling - Equipment Violations	0	0.0	0	0.0
Gambling - Sports Tampering	0	0.0	0	0.0
<b>Prostitution Offenses (Total)</b>	<b>0</b>	<b>0.0</b>	<b>0</b>	<b>0.0</b>
Prostitution	0	0.0	0	0.0
Prostitution Assisting/Promoting	0	0.0	0	0.0
<b>Bribery</b>	<b>0</b>	<b>0.0</b>	<b>0</b>	<b>0.0</b>
<b>Weapon Law Violations</b>	<b>0</b>	<b>0.0</b>	<b>0</b>	<b>0.0</b>

GROUP B OFFENSES	Offenses	Rate per 1,000
Bad Checks	0	0.0
Curfew/Vagrancy	0	0.0
Disorderly Conduct	0	0.0
DUI	0	0.0
Drunkenness	0	0.0
Family-Non Violent	0	0.0
Liquor Law Violations	0	0.0
Peeping Tom	0	0.0
Runaway	0	0.0
Trespass	0	0.0
All Other Offenses	0	0.0

2010 Fall Term Campus Population	
Undergraduate Enrollment	0
Graduate Enrollment	781
Staff Personnel	762
Faculty Personnel	253
Security Personnel	28
<b>Total Campus Population</b>	<b>1,824</b>



## Memphis College of Art - 2010

GROUP A OFFENSES	Offense	Rate per 1,000	Cleared	% Cleared
<b>Homicide Offenses (Total)</b>	<b>0</b>	<b>0.0</b>	<b>0</b>	<b>0.0</b>
Murder	0	0.0	0	0.0
Negligent Manslaughter	0	0.0	0	0.0
<b>Kidnaping/Abduction</b>	<b>0</b>	<b>0.0</b>	<b>0</b>	<b>0.0</b>
<b>Sex Offenses (Forcible) (Total)</b>	<b>0</b>	<b>0.0</b>	<b>0</b>	<b>0.0</b>
Forcible Rape	0	0.0	0	0.0
Forcible Sodomy	0	0.0	0	0.0
Sexual Assault W/Object	0	0.0	0	0.0
Forcible Fondling	0	0.0	0	0.0
<b>Robbery</b>	<b>0</b>	<b>0.0</b>	<b>0</b>	<b>0.0</b>
<b>Assault Offenses (Total)</b>	<b>0</b>	<b>0.0</b>	<b>0</b>	<b>0.0</b>
Aggravated Assault	0	0.0	0	0.0
Simple Assault	0	0.0	0	0.0
Intimidation	0	0.0	0	0.0
Stalking	0	0.0	0	0.0
<b>Arson</b>	<b>0</b>	<b>0.0</b>	<b>0</b>	<b>0.0</b>
<b>Extortion/Blackmail</b>	<b>0</b>	<b>0.0</b>	<b>0</b>	<b>0.0</b>
<b>Burglary</b>	<b>0</b>	<b>0.0</b>	<b>0</b>	<b>0.0</b>
<b>Larceny/Theft Offenses (Total)</b>	<b>1</b>	<b>2.0</b>	<b>0</b>	<b>0.0</b>
Theft - Pocket-picking	0	0.0	0	0.0
Theft - Purse Snatching	0	0.0	0	0.0
Theft - Shoplifting	0	0.0	0	0.0
Theft From Building	0	0.0	0	0.0
Theft From Coin Machine	0	0.0	0	0.0
Theft From Motor Vehicle	1	2.0	0	0.0
Theft of Motor Vehicle Parts	0	0.0	0	0.0
Theft - All Other Larceny	0	0.0	0	0.0
<b>Motor Vehicle Theft</b>	<b>0</b>	<b>0.0</b>	<b>0</b>	<b>0.0</b>
<b>Counterfeiting/Forgery</b>	<b>0</b>	<b>0.0</b>	<b>0</b>	<b>0.0</b>
<b>Fraud Offenses (Total)</b>	<b>0</b>	<b>0.0</b>	<b>0</b>	<b>0.0</b>
Fraud - False Pretenses	0	0.0	0	0.0
Fraud - Credit Card/ATM	0	0.0	0	0.0
Fraud - Impersonation	0	0.0	0	0.0
Fraud - Welfare	0	0.0	0	0.0
Fraud - Wire	0	0.0	0	0.0
<b>Embezzlement</b>	<b>0</b>	<b>0.0</b>	<b>0</b>	<b>0.0</b>
<b>Stolen Property Offenses</b>	<b>0</b>	<b>0.0</b>	<b>0</b>	<b>0.0</b>
<b>Destruction/Damage/Vandalism</b>	<b>1</b>	<b>2.0</b>	<b>0</b>	<b>0.0</b>
<b>Drug/Narcotic Violations (Total)</b>	<b>0</b>	<b>0.0</b>	<b>0</b>	<b>0.0</b>
Drug/Narcotic Violations	0	0.0	0	0.0
Drug/Narcotic Equipment Violations	0	0.0	0	0.0

GROUP A OFFENSES	Offense	Rate per 1,000	Cleared	% Cleared
<b>Sex Offenses (Nonforcible) (Total)</b>	<b>0</b>	<b>0.0</b>	<b>0</b>	<b>0.0</b>
Incest	0	0.0	0	0.0
Statutory Rape	0	0.0	0	0.0
<b>Pornography/Obscene Material</b>	<b>0</b>	<b>0.0</b>	<b>0</b>	<b>0.0</b>
<b>Gambling Offenses (Total)</b>	<b>0</b>	<b>0.0</b>	<b>0</b>	<b>0.0</b>
Gambling - Betting/Wagering	0	0.0	0	0.0
Gambling - Operating/Promoting	0	0.0	0	0.0
Gambling - Equipment Violations	0	0.0	0	0.0
Gambling - Sports Tampering	0	0.0	0	0.0
<b>Prostitution Offenses (Total)</b>	<b>0</b>	<b>0.0</b>	<b>0</b>	<b>0.0</b>
Prostitution	0	0.0	0	0.0
Prostitution Assisting/Promoting	0	0.0	0	0.0
<b>Bribery</b>	<b>0</b>	<b>0.0</b>	<b>0</b>	<b>0.0</b>
<b>Weapon Law Violations</b>	<b>0</b>	<b>0.0</b>	<b>0</b>	<b>0.0</b>

GROUP B OFFENSES	Offenses	Rate per 1,000
Bad Checks	0	0.0
Curfew/Vagrancy	0	0.0
Disorderly Conduct	1	2.0
DUI	0	0.0
Drunkenness	0	0.0
Family-Non Violent	0	0.0
Liquor Law Violations	0	0.0
Peeping Tom	0	0.0
Runaway	0	0.0
Trespass	0	0.0
All Other Offenses	0	0.0

2010 Fall Term Campus Population	
Undergraduate Enrollment	360
Graduate Enrollment	43
Staff Personnel	34
Faculty Personnel	59
Security Personnel	24
<b>Total Campus Population</b>	<b>520</b>



## Middle Tennessee State University - 2010

GROUP A OFFENSES	Offense	Rate per 1,000	Cleared	% Cleared
<b>Homicide Offenses (Total)</b>	<b>0</b>	<b>0.0</b>	<b>0</b>	<b>0.0</b>
Murder	0	0.0	0	0.0
Negligent Manslaughter	0	0.0	0	0.0
<b>Kidnaping/Abduction</b>	<b>1</b>	<b>0.0</b>	<b>0</b>	<b>0.0</b>
<b>Sex Offenses (Forcible) (Total)</b>	<b>2</b>	<b>0.1</b>	<b>0</b>	<b>0.0</b>
Forcible Rape	2	0.1	0	0.0
Forcible Sodomy	0	0.0	0	0.0
Sexual Assault W/Object	0	0.0	0	0.0
Forcible Fondling	0	0.0	0	0.0
<b>Robbery</b>	<b>1</b>	<b>0.0</b>	<b>0</b>	<b>0.0</b>
<b>Assault Offenses (Total)</b>	<b>58</b>	<b>2.2</b>	<b>23</b>	<b>39.7</b>
Aggravated Assault	10	0.4	6	60.0
Simple Assault	38	1.4	15	39.5
Intimidation	9	0.3	2	22.2
Stalking	1	0.0	0	0.0
<b>Arson</b>	<b>0</b>	<b>0.0</b>	<b>0</b>	<b>0.0</b>
<b>Extortion/Blackmail</b>	<b>0</b>	<b>0.0</b>	<b>0</b>	<b>0.0</b>
<b>Burglary</b>	<b>72</b>	<b>2.7</b>	<b>3</b>	<b>4.2</b>
<b>Larceny/Theft Offenses (Total)</b>	<b>246</b>	<b>9.3</b>	<b>14</b>	<b>5.7</b>
Theft - Pocket-picking	0	0.0	0	0.0
Theft - Purse Snatching	0	0.0	0	0.0
Theft - Shoplifting	2	0.1	0	0.0
Theft From Building	111	4.2	4	3.6
Theft From Coin Machine	0	0.0	0	0.0
Theft From Motor Vehicle	70	2.7	3	4.3
Theft of Motor Vehicle Parts	13	0.5	1	7.7
Theft - All Other Larceny	50	1.9	6	12.0
<b>Motor Vehicle Theft</b>	<b>9</b>	<b>0.3</b>	<b>0</b>	<b>0.0</b>
<b>Counterfeiting/Forgery</b>	<b>2</b>	<b>0.1</b>	<b>0</b>	<b>0.0</b>
<b>Fraud Offenses (Total)</b>	<b>4</b>	<b>0.2</b>	<b>1</b>	<b>25.0</b>
Fraud - False Pretenses	2	0.1	1	50.0
Fraud - Credit Card/ATM	2	0.1	0	0.0
Fraud - Impersonation	0	0.0	0	0.0
Fraud - Welfare	0	0.0	0	0.0
Fraud - Wire	0	0.0	0	0.0
<b>Embezzlement</b>	<b>0</b>	<b>0.0</b>	<b>0</b>	<b>0.0</b>
<b>Stolen Property Offenses</b>	<b>0</b>	<b>0.0</b>	<b>0</b>	<b>0.0</b>
<b>Destruction/Damage/Vandalism</b>	<b>83</b>	<b>3.2</b>	<b>3</b>	<b>3.6</b>
<b>Drug/Narcotic Violations (Total)</b>	<b>52</b>	<b>2.0</b>	<b>52</b>	<b>100.0</b>
Drug/Narcotic Violations	35	1.3	35	100.0
Drug/Narcotic Equipment Violations	17	0.6	17	100.0

GROUP A OFFENSES	Offense	Rate per 1,000	Cleared	% Cleared
<b>Sex Offenses (Nonforcible) (Total)</b>	<b>0</b>	<b>0.0</b>	<b>0</b>	<b>0.0</b>
Incest	0	0.0	0	0.0
Statutory Rape	0	0.0	0	0.0
<b>Pornography/Obscene Material</b>	<b>0</b>	<b>0.0</b>	<b>0</b>	<b>0.0</b>
<b>Gambling Offenses (Total)</b>	<b>0</b>	<b>0.0</b>	<b>0</b>	<b>0.0</b>
Gambling - Betting/Wagering	0	0.0	0	0.0
Gambling - Operating/Promoting	0	0.0	0	0.0
Gambling - Equipment Violations	0	0.0	0	0.0
Gambling - Sports Tampering	0	0.0	0	0.0
<b>Prostitution Offenses (Total)</b>	<b>0</b>	<b>0.0</b>	<b>0</b>	<b>0.0</b>
Prostitution	0	0.0	0	0.0
Prostitution Assisting/Promoting	0	0.0	0	0.0
<b>Bribery</b>	<b>0</b>	<b>0.0</b>	<b>0</b>	<b>0.0</b>
<b>Weapon Law Violations</b>	<b>8</b>	<b>0.3</b>	<b>7</b>	<b>87.5</b>

GROUP B OFFENSES	Offenses	Rate per 1,000
Bad Checks	0	0.0
Curfew/Vagrancy	0	0.0
Disorderly Conduct	8	0.3
DUI	65	2.5
Drunkenness	12	0.5
Family-Non Violent	0	0.0
Liquor Law Violations	95	3.6
Peeping Tom	0	0.0
Runaway	0	0.0
Trespass	5	0.2
All Other Offenses	6	0.2

2010 Fall Term Campus Population	
Undergraduate Enrollment	20,263
Graduate Enrollment	1,679
Staff Personnel	1,235
Faculty Personnel	944
Security Personnel	39
<b>Total Campus Population</b>	<b>24,160</b>





## Milligan College - 2010

GROUP A OFFENSES	Offense	Rate per 1,000	Cleared	% Cleared
<b>Homicide Offenses (Total)</b>	<b>0</b>	<b>0.0</b>	<b>0</b>	<b>0.0</b>
Murder	0	0.0	0	0.0
Negligent Manslaughter	0	0.0	0	0.0
<b>Kidnaping/Abduction</b>	<b>0</b>	<b>0.0</b>	<b>0</b>	<b>0.0</b>
<b>Sex Offenses (Forcible) (Total)</b>	<b>0</b>	<b>0.0</b>	<b>0</b>	<b>0.0</b>
Forcible Rape	0	0.0	0	0.0
Forcible Sodomy	0	0.0	0	0.0
Sexual Assault W/Object	0	0.0	0	0.0
Forcible Fondling	0	0.0	0	0.0
<b>Robbery</b>	<b>0</b>	<b>0.0</b>	<b>0</b>	<b>0.0</b>
<b>Assault Offenses (Total)</b>	<b>0</b>	<b>0.0</b>	<b>0</b>	<b>0.0</b>
Aggravated Assault	0	0.0	0	0.0
Simple Assault	0	0.0	0	0.0
Intimidation	0	0.0	0	0.0
Stalking	0	0.0	0	0.0
<b>Arson</b>	<b>0</b>	<b>0.0</b>	<b>0</b>	<b>0.0</b>
<b>Extortion/Blackmail</b>	<b>0</b>	<b>0.0</b>	<b>0</b>	<b>0.0</b>
<b>Burglary</b>	<b>0</b>	<b>0.0</b>	<b>0</b>	<b>0.0</b>
<b>Larceny/Theft Offenses (Total)</b>	<b>6</b>	<b>4.9</b>	<b>1</b>	<b>16.7</b>
Theft - Pocket-picking	0	0.0	0	0.0
Theft - Purse Snatching	0	0.0	0	0.0
Theft - Shoplifting	0	0.0	0	0.0
Theft From Building	5	4.1	1	20.0
Theft From Coin Machine	0	0.0	0	0.0
Theft From Motor Vehicle	1	0.8	0	0.0
Theft of Motor Vehicle Parts	0	0.0	0	0.0
Theft - All Other Larceny	0	0.0	0	0.0
<b>Motor Vehicle Theft</b>	<b>0</b>	<b>0.0</b>	<b>0</b>	<b>0.0</b>
<b>Counterfeiting/Forgery</b>	<b>0</b>	<b>0.0</b>	<b>0</b>	<b>0.0</b>
<b>Fraud Offenses (Total)</b>	<b>0</b>	<b>0.0</b>	<b>0</b>	<b>0.0</b>
Fraud - False Pretenses	0	0.0	0	0.0
Fraud - Credit Card/ATM	0	0.0	0	0.0
Fraud - Impersonation	0	0.0	0	0.0
Fraud - Welfare	0	0.0	0	0.0
Fraud - Wire	0	0.0	0	0.0
<b>Embezzlement</b>	<b>0</b>	<b>0.0</b>	<b>0</b>	<b>0.0</b>
<b>Stolen Property Offenses</b>	<b>0</b>	<b>0.0</b>	<b>0</b>	<b>0.0</b>
<b>Destruction/Damage/Vandalism</b>	<b>1</b>	<b>0.8</b>	<b>0</b>	<b>0.0</b>
<b>Drug/Narcotic Violations (Total)</b>	<b>2</b>	<b>1.6</b>	<b>2</b>	<b>100.0</b>
Drug/Narcotic Violations	1	0.8	1	100.0
Drug/Narcotic Equipment Violations	1	0.8	1	100.0

GROUP A OFFENSES	Offense	Rate per 1,000	Cleared	% Cleared
<b>Sex Offenses (Nonforcible) (Total)</b>	<b>0</b>	<b>0.0</b>	<b>0</b>	<b>0.0</b>
Incest	0	0.0	0	0.0
Statutory Rape	0	0.0	0	0.0
<b>Pornography/Obscene Material</b>	<b>0</b>	<b>0.0</b>	<b>0</b>	<b>0.0</b>
<b>Gambling Offenses (Total)</b>	<b>0</b>	<b>0.0</b>	<b>0</b>	<b>0.0</b>
Gambling - Betting/Wagering	0	0.0	0	0.0
Gambling - Operating/Promoting	0	0.0	0	0.0
Gambling - Equipment Violations	0	0.0	0	0.0
Gambling - Sports Tampering	0	0.0	0	0.0
<b>Prostitution Offenses (Total)</b>	<b>0</b>	<b>0.0</b>	<b>0</b>	<b>0.0</b>
Prostitution	0	0.0	0	0.0
Prostitution Assisting/Promoting	0	0.0	0	0.0
<b>Bribery</b>	<b>0</b>	<b>0.0</b>	<b>0</b>	<b>0.0</b>
<b>Weapon Law Violations</b>	<b>0</b>	<b>0.0</b>	<b>0</b>	<b>0.0</b>

GROUP B OFFENSES	Offenses	Rate per 1,000
Bad Checks	0	0.0
Curfew/Vagrancy	0	0.0
Disorderly Conduct	0	0.0
DUI	0	0.0
Drunkenness	0	0.0
Family-Non Violent	0	0.0
Liquor Law Violations	0	0.0
Peeping Tom	0	0.0
Runaway	0	0.0
Trespass	0	0.0
All Other Offenses	0	0.0

2010 Fall Term Campus Population	
Undergraduate Enrollment	898
Graduate Enrollment	203
Staff Personnel	131
Faculty Personnel	125
Security Personnel	5
<b>Total Campus Population</b>	<b>1,362</b>



## Motlow State Community College - 2010

GROUP A OFFENSES	Offense	Rate per 1,000	Cleared	% Cleared
<b>Homicide Offenses (Total)</b>	<b>0</b>	<b>0.0</b>	<b>0</b>	<b>0.0</b>
Murder	0	0.0	0	0.0
Negligent Manslaughter	0	0.0	0	0.0
<b>Kidnaping/Abduction</b>	<b>0</b>	<b>0.0</b>	<b>0</b>	<b>0.0</b>
<b>Sex Offenses (Forcible) (Total)</b>	<b>0</b>	<b>0.0</b>	<b>0</b>	<b>0.0</b>
Forcible Rape	0	0.0	0	0.0
Forcible Sodomy	0	0.0	0	0.0
Sexual Assault W/Object	0	0.0	0	0.0
Forcible Fondling	0	0.0	0	0.0
<b>Robbery</b>	<b>0</b>	<b>0.0</b>	<b>0</b>	<b>0.0</b>
<b>Assault Offenses (Total)</b>	<b>0</b>	<b>0.0</b>	<b>0</b>	<b>0.0</b>
Aggravated Assault	0	0.0	0	0.0
Simple Assault	0	0.0	0	0.0
Intimidation	0	0.0	0	0.0
Stalking	0	0.0	0	0.0
<b>Arson</b>	<b>0</b>	<b>0.0</b>	<b>0</b>	<b>0.0</b>
<b>Extortion/Blackmail</b>	<b>0</b>	<b>0.0</b>	<b>0</b>	<b>0.0</b>
<b>Burglary</b>	<b>0</b>	<b>0.0</b>	<b>0</b>	<b>0.0</b>
<b>Larceny/Theft Offenses (Total)</b>	<b>1</b>	<b>0.2</b>	<b>0</b>	<b>0.0</b>
Theft - Pocket-picking	0	0.0	0	0.0
Theft - Purse Snatching	0	0.0	0	0.0
Theft - Shoplifting	0	0.0	0	0.0
Theft From Building	1	0.2	0	0.0
Theft From Coin Machine	0	0.0	0	0.0
Theft From Motor Vehicle	0	0.0	0	0.0
Theft of Motor Vehicle Parts	0	0.0	0	0.0
Theft - All Other Larceny	0	0.0	0	0.0
<b>Motor Vehicle Theft</b>	<b>0</b>	<b>0.0</b>	<b>0</b>	<b>0.0</b>
<b>Counterfeiting/Forgery</b>	<b>0</b>	<b>0.0</b>	<b>0</b>	<b>0.0</b>
<b>Fraud Offenses (Total)</b>	<b>0</b>	<b>0.0</b>	<b>0</b>	<b>0.0</b>
Fraud - False Pretenses	0	0.0	0	0.0
Fraud - Credit Card/ATM	0	0.0	0	0.0
Fraud - Impersonation	0	0.0	0	0.0
Fraud - Welfare	0	0.0	0	0.0
Fraud - Wire	0	0.0	0	0.0
<b>Embezzlement</b>	<b>0</b>	<b>0.0</b>	<b>0</b>	<b>0.0</b>
<b>Stolen Property Offenses</b>	<b>0</b>	<b>0.0</b>	<b>0</b>	<b>0.0</b>
<b>Destruction/Damage/Vandalism</b>	<b>0</b>	<b>0.0</b>	<b>0</b>	<b>0.0</b>
<b>Drug/Narcotic Violations (Total)</b>	<b>0</b>	<b>0.0</b>	<b>0</b>	<b>0.0</b>
Drug/Narcotic Violations	0	0.0	0	0.0
Drug/Narcotic Equipment Violations	0	0.0	0	0.0

GROUP A OFFENSES	Offense	Rate per 1,000	Cleared	% Cleared
<b>Sex Offenses (Nonforcible) (Total)</b>	<b>0</b>	<b>0.0</b>	<b>0</b>	<b>0.0</b>
Incest	0	0.0	0	0.0
Statutory Rape	0	0.0	0	0.0
<b>Pornography/Obscene Material</b>	<b>0</b>	<b>0.0</b>	<b>0</b>	<b>0.0</b>
<b>Gambling Offenses (Total)</b>	<b>0</b>	<b>0.0</b>	<b>0</b>	<b>0.0</b>
Gambling - Betting/Wagering	0	0.0	0	0.0
Gambling - Operating/Promoting	0	0.0	0	0.0
Gambling - Equipment Violations	0	0.0	0	0.0
Gambling - Sports Tampering	0	0.0	0	0.0
<b>Prostitution Offenses (Total)</b>	<b>0</b>	<b>0.0</b>	<b>0</b>	<b>0.0</b>
Prostitution	0	0.0	0	0.0
Prostitution Assisting/Promoting	0	0.0	0	0.0
<b>Bribery</b>	<b>0</b>	<b>0.0</b>	<b>0</b>	<b>0.0</b>
<b>Weapon Law Violations</b>	<b>0</b>	<b>0.0</b>	<b>0</b>	<b>0.0</b>

GROUP B OFFENSES	Offenses	Rate per 1,000
Bad Checks	0	0.0
Curfew/Vagrancy	0	0.0
Disorderly Conduct	0	0.0
DUI	0	0.0
Drunkenness	0	0.0
Family-Non Violent	0	0.0
Liquor Law Violations	0	0.0
Peeping Tom	0	0.0
Runaway	0	0.0
Trespass	0	0.0
All Other Offenses	0	0.0

2010 Fall Term Campus Population	
Undergraduate Enrollment	4,607
Graduate Enrollment	0
Staff Personnel	124
Faculty Personnel	279
Security Personnel	0
<b>Total Campus Population</b>	<b>5,010</b>



## Nashville State Community College - 2010

GROUP A OFFENSES	Offense	Rate per 1,000	Cleared	% Cleared
<b>Homicide Offenses (Total)</b>	<b>0</b>	<b>0.0</b>	<b>0</b>	<b>0.0</b>
Murder	0	0.0	0	0.0
Negligent Manslaughter	0	0.0	0	0.0
<b>Kidnaping/Abduction</b>	<b>0</b>	<b>0.0</b>	<b>0</b>	<b>0.0</b>
<b>Sex Offenses (Forcible) (Total)</b>	<b>0</b>	<b>0.0</b>	<b>0</b>	<b>0.0</b>
Forcible Rape	0	0.0	0	0.0
Forcible Sodomy	0	0.0	0	0.0
Sexual Assault W/Object	0	0.0	0	0.0
Forcible Fondling	0	0.0	0	0.0
<b>Robbery</b>	<b>0</b>	<b>0.0</b>	<b>0</b>	<b>0.0</b>
<b>Assault Offenses (Total)</b>	<b>7</b>	<b>0.9</b>	<b>5</b>	<b>71.4</b>
Aggravated Assault	0	0.0	0	0.0
Simple Assault	2	0.3	2	100.0
Intimidation	5	0.7	3	60.0
Stalking	0	0.0	0	0.0
<b>Arson</b>	<b>0</b>	<b>0.0</b>	<b>0</b>	<b>0.0</b>
<b>Extortion/Blackmail</b>	<b>0</b>	<b>0.0</b>	<b>0</b>	<b>0.0</b>
<b>Burglary</b>	<b>1</b>	<b>0.1</b>	<b>0</b>	<b>0.0</b>
<b>Larceny/Theft Offenses (Total)</b>	<b>33</b>	<b>4.5</b>	<b>1</b>	<b>3.0</b>
Theft - Pocket-picking	0	0.0	0	0.0
Theft - Purse Snatching	0	0.0	0	0.0
Theft - Shoplifting	2	0.3	0	0.0
Theft From Building	21	2.8	1	4.8
Theft From Coin Machine	0	0.0	0	0.0
Theft From Motor Vehicle	2	0.3	0	0.0
Theft of Motor Vehicle Parts	6	0.8	0	0.0
Theft - All Other Larceny	2	0.3	0	0.0
<b>Motor Vehicle Theft</b>	<b>1</b>	<b>0.1</b>	<b>0</b>	<b>0.0</b>
<b>Counterfeiting/Forgery</b>	<b>0</b>	<b>0.0</b>	<b>0</b>	<b>0.0</b>
<b>Fraud Offenses (Total)</b>	<b>0</b>	<b>0.0</b>	<b>0</b>	<b>0.0</b>
Fraud - False Pretenses	0	0.0	0	0.0
Fraud - Credit Card/ATM	0	0.0	0	0.0
Fraud - Impersonation	0	0.0	0	0.0
Fraud - Welfare	0	0.0	0	0.0
Fraud - Wire	0	0.0	0	0.0
<b>Embezzlement</b>	<b>0</b>	<b>0.0</b>	<b>0</b>	<b>0.0</b>
<b>Stolen Property Offenses</b>	<b>0</b>	<b>0.0</b>	<b>0</b>	<b>0.0</b>
<b>Destruction/Damage/Vandalism</b>	<b>1</b>	<b>0.1</b>	<b>0</b>	<b>0.0</b>
<b>Drug/Narcotic Violations (Total)</b>	<b>0</b>	<b>0.0</b>	<b>0</b>	<b>0.0</b>
Drug/Narcotic Violations	0	0.0	0	0.0
Drug/Narcotic Equipment Violations	0	0.0	0	0.0

GROUP A OFFENSES	Offense	Rate per 1,000	Cleared	% Cleared
<b>Sex Offenses (Nonforcible) (Total)</b>	<b>0</b>	<b>0.0</b>	<b>0</b>	<b>0.0</b>
Incest	0	0.0	0	0.0
Statutory Rape	0	0.0	0	0.0
<b>Pornography/Obscene Material</b>	<b>0</b>	<b>0.0</b>	<b>0</b>	<b>0.0</b>
<b>Gambling Offenses (Total)</b>	<b>0</b>	<b>0.0</b>	<b>0</b>	<b>0.0</b>
Gambling - Betting/Wagering	0	0.0	0	0.0
Gambling - Operating/Promoting	0	0.0	0	0.0
Gambling - Equipment Violations	0	0.0	0	0.0
Gambling - Sports Tampering	0	0.0	0	0.0
<b>Prostitution Offenses (Total)</b>	<b>0</b>	<b>0.0</b>	<b>0</b>	<b>0.0</b>
Prostitution	0	0.0	0	0.0
Prostitution Assisting/Promoting	0	0.0	0	0.0
<b>Bribery</b>	<b>0</b>	<b>0.0</b>	<b>0</b>	<b>0.0</b>
<b>Weapon Law Violations</b>	<b>0</b>	<b>0.0</b>	<b>0</b>	<b>0.0</b>

GROUP B OFFENSES	Offenses	Rate per 1,000
Bad Checks	0	0.0
Curfew/Vagrancy	0	0.0
Disorderly Conduct	1	0.1
DUI	0	0.0
Drunkenness	0	0.0
Family-Non Violent	0	0.0
Liquor Law Violations	0	0.0
Peeping Tom	0	0.0
Runaway	0	0.0
Trespass	0	0.0
All Other Offenses	1	0.1

2010 Fall Term Campus Population	
Undergraduate Enrollment	7,758
Graduate Enrollment	0
Staff Personnel	186
Faculty Personnel	164
Security Personnel	15
<b>Total Campus Population</b>	<b>8,123</b>



## Northeast State Community College - 2010

GROUP A OFFENSES	Offense	Rate per 1,000	Cleared	% Cleared
<b>Homicide Offenses (Total)</b>	<b>0</b>	<b>0.0</b>	<b>0</b>	<b>0.0</b>
Murder	0	0.0	0	0.0
Negligent Manslaughter	0	0.0	0	0.0
<b>Kidnaping/Abduction</b>	<b>0</b>	<b>0.0</b>	<b>0</b>	<b>0.0</b>
<b>Sex Offenses (Forcible) (Total)</b>	<b>0</b>	<b>0.0</b>	<b>0</b>	<b>0.0</b>
Forcible Rape	0	0.0	0	0.0
Forcible Sodomy	0	0.0	0	0.0
Sexual Assault W/Object	0	0.0	0	0.0
Forcible Fondling	0	0.0	0	0.0
<b>Robbery</b>	<b>0</b>	<b>0.0</b>	<b>0</b>	<b>0.0</b>
<b>Assault Offenses (Total)</b>	<b>2</b>	<b>0.3</b>	<b>1</b>	<b>50.0</b>
Aggravated Assault	0	0.0	0	0.0
Simple Assault	1	0.2	1	100.0
Intimidation	1	0.2	0	0.0
Stalking	0	0.0	0	0.0
<b>Arson</b>	<b>0</b>	<b>0.0</b>	<b>0</b>	<b>0.0</b>
<b>Extortion/Blackmail</b>	<b>0</b>	<b>0.0</b>	<b>0</b>	<b>0.0</b>
<b>Burglary</b>	<b>1</b>	<b>0.2</b>	<b>0</b>	<b>0.0</b>
<b>Larceny/Theft Offenses (Total)</b>	<b>17</b>	<b>2.9</b>	<b>1</b>	<b>5.9</b>
Theft - Pocket-picking	0	0.0	0	0.0
Theft - Purse Snatching	0	0.0	0	0.0
Theft - Shoplifting	0	0.0	0	0.0
Theft From Building	12	2.1	1	8.3
Theft From Coin Machine	0	0.0	0	0.0
Theft From Motor Vehicle	4	0.7	0	0.0
Theft of Motor Vehicle Parts	0	0.0	0	0.0
Theft - All Other Larceny	1	0.2	0	0.0
<b>Motor Vehicle Theft</b>	<b>0</b>	<b>0.0</b>	<b>0</b>	<b>0.0</b>
<b>Counterfeiting/Forgery</b>	<b>0</b>	<b>0.0</b>	<b>0</b>	<b>0.0</b>
<b>Fraud Offenses (Total)</b>	<b>0</b>	<b>0.0</b>	<b>0</b>	<b>0.0</b>
Fraud - False Pretenses	0	0.0	0	0.0
Fraud - Credit Card/ATM	0	0.0	0	0.0
Fraud - Impersonation	0	0.0	0	0.0
Fraud - Welfare	0	0.0	0	0.0
Fraud - Wire	0	0.0	0	0.0
<b>Embezzlement</b>	<b>0</b>	<b>0.0</b>	<b>0</b>	<b>0.0</b>
<b>Stolen Property Offenses</b>	<b>0</b>	<b>0.0</b>	<b>0</b>	<b>0.0</b>
<b>Destruction/Damage/Vandalism</b>	<b>1</b>	<b>0.2</b>	<b>0</b>	<b>0.0</b>
<b>Drug/Narcotic Violations (Total)</b>	<b>1</b>	<b>0.2</b>	<b>1</b>	<b>100.0</b>
Drug/Narcotic Violations	1	0.2	1	100.0
Drug/Narcotic Equipment Violations	0	0.0	0	0.0

GROUP A OFFENSES	Offense	Rate per 1,000	Cleared	% Cleared
<b>Sex Offenses (Nonforcible) (Total)</b>	<b>0</b>	<b>0.0</b>	<b>0</b>	<b>0.0</b>
Incest	0	0.0	0	0.0
Statutory Rape	0	0.0	0	0.0
<b>Pornography/Obscene Material</b>	<b>0</b>	<b>0.0</b>	<b>0</b>	<b>0.0</b>
<b>Gambling Offenses (Total)</b>	<b>0</b>	<b>0.0</b>	<b>0</b>	<b>0.0</b>
Gambling - Betting/Wagering	0	0.0	0	0.0
Gambling - Operating/Promoting	0	0.0	0	0.0
Gambling - Equipment Violations	0	0.0	0	0.0
Gambling - Sports Tampering	0	0.0	0	0.0
<b>Prostitution Offenses (Total)</b>	<b>0</b>	<b>0.0</b>	<b>0</b>	<b>0.0</b>
Prostitution	0	0.0	0	0.0
Prostitution Assisting/Promoting	0	0.0	0	0.0
<b>Bribery</b>	<b>0</b>	<b>0.0</b>	<b>0</b>	<b>0.0</b>
<b>Weapon Law Violations</b>	<b>0</b>	<b>0.0</b>	<b>0</b>	<b>0.0</b>

GROUP B OFFENSES	Offenses	Rate per 1,000
Bad Checks	0	0.0
Curfew/Vagrancy	0	0.0
Disorderly Conduct	0	0.0
DUI	0	0.0
Drunkenness	0	0.0
Family-Non Violent	0	0.0
Liquor Law Violations	0	0.0
Peeping Tom	0	0.0
Runaway	0	0.0
Trespass	0	0.0
All Other Offenses	0	0.0

2010 Fall Term Campus Population	
Undergraduate Enrollment	5,812
Graduate Enrollment	0
Staff Personnel	291
Faculty Personnel	343
Security Personnel	20
<b>Total Campus Population</b>	<b>6,466</b>



**Pellissippi State Community College - 2010**

<b>GROUP A OFFENSES</b>	Offense	Rate per 1,000	Cleared	% Cleared
<b>Homicide Offenses (Total)</b>	<b>0</b>	<b>0.0</b>	<b>0</b>	<b>0.0</b>
Murder	0	0.0	0	0.0
Negligent Manslaughter	0	0.0	0	0.0
<b>Kidnaping/Abduction</b>	<b>0</b>	<b>0.0</b>	<b>0</b>	<b>0.0</b>
<b>Sex Offenses (Forcible) (Total)</b>	<b>1</b>	<b>0.1</b>	<b>0</b>	<b>0.0</b>
Forcible Rape	0	0.0	0	0.0
Forcible Sodomy	0	0.0	0	0.0
Sexual Assault W/Object	0	0.0	0	0.0
Forcible Fondling	1	0.1	0	0.0
<b>Robbery</b>	<b>0</b>	<b>0.0</b>	<b>0</b>	<b>0.0</b>
<b>Assault Offenses (Total)</b>	<b>5</b>	<b>0.7</b>	<b>0</b>	<b>0.0</b>
Aggravated Assault	0	0.0	0	0.0
Simple Assault	0	0.0	0	0.0
Intimidation	5	0.7	0	0.0
Stalking	0	0.0	0	0.0
<b>Arson</b>	<b>0</b>	<b>0.0</b>	<b>0</b>	<b>0.0</b>
<b>Extortion/Blackmail</b>	<b>0</b>	<b>0.0</b>	<b>0</b>	<b>0.0</b>
<b>Burglary</b>	<b>0</b>	<b>0.0</b>	<b>0</b>	<b>0.0</b>
<b>Larceny/Theft Offenses (Total)</b>	<b>40</b>	<b>5.6</b>	<b>0</b>	<b>0.0</b>
Theft - Pocket-picking	0	0.0	0	0.0
Theft - Purse Snatching	0	0.0	0	0.0
Theft - Shoplifting	0	0.0	0	0.0
Theft From Building	27	3.8	0	0.0
Theft From Coin Machine	0	0.0	0	0.0
Theft From Motor Vehicle	12	1.7	0	0.0
Theft of Motor Vehicle Parts	1	0.1	0	0.0
Theft - All Other Larceny	0	0.0	0	0.0
<b>Motor Vehicle Theft</b>	<b>0</b>	<b>0.0</b>	<b>0</b>	<b>0.0</b>
<b>Counterfeiting/Forgery</b>	<b>0</b>	<b>0.0</b>	<b>0</b>	<b>0.0</b>
<b>Fraud Offenses (Total)</b>	<b>1</b>	<b>0.1</b>	<b>0</b>	<b>0.0</b>
Fraud - False Pretenses	1	0.1	0	0.0
Fraud - Credit Card/ATM	0	0.0	0	0.0
Fraud - Impersonation	0	0.0	0	0.0
Fraud - Welfare	0	0.0	0	0.0
Fraud - Wire	0	0.0	0	0.0
<b>Embezzlement</b>	<b>0</b>	<b>0.0</b>	<b>0</b>	<b>0.0</b>
<b>Stolen Property Offenses</b>	<b>0</b>	<b>0.0</b>	<b>0</b>	<b>0.0</b>
<b>Destruction/Damage/Vandalism</b>	<b>13</b>	<b>1.8</b>	<b>0</b>	<b>0.0</b>
<b>Drug/Narcotic Violations (Total)</b>	<b>0</b>	<b>0.0</b>	<b>0</b>	<b>0.0</b>
Drug/Narcotic Violations	0	0.0	0	0.0
Drug/Narcotic Equipment Violations	0	0.0	0	0.0

<b>GROUP A OFFENSES</b>	Offense	Rate per 1,000	Cleared	% Cleared
<b>Sex Offenses (Nonforcible) (Total)</b>	<b>0</b>	<b>0.0</b>	<b>0</b>	<b>0.0</b>
Incest	0	0.0	0	0.0
Statutory Rape	0	0.0	0	0.0
<b>Pornography/Obscene Material</b>	<b>0</b>	<b>0.0</b>	<b>0</b>	<b>0.0</b>
<b>Gambling Offenses (Total)</b>	<b>0</b>	<b>0.0</b>	<b>0</b>	<b>0.0</b>
Gambling - Betting/Wagering	0	0.0	0	0.0
Gambling - Operating/Promoting	0	0.0	0	0.0
Gambling - Equipment Violations	0	0.0	0	0.0
Gambling - Sports Tampering	0	0.0	0	0.0
<b>Prostitution Offenses (Total)</b>	<b>0</b>	<b>0.0</b>	<b>0</b>	<b>0.0</b>
Prostitution	0	0.0	0	0.0
Prostitution Assisting/Promoting	0	0.0	0	0.0
<b>Bribery</b>	<b>0</b>	<b>0.0</b>	<b>0</b>	<b>0.0</b>
<b>Weapon Law Violations</b>	<b>0</b>	<b>0.0</b>	<b>0</b>	<b>0.0</b>

<b>GROUP B OFFENSES</b>	Offenses	Rate per 1,000
Bad Checks	0	0.0
Curfew/Vagrancy	0	0.0
Disorderly Conduct	0	0.0
DUI	0	0.0
Drunkenness	0	0.0
Family-Non Violent	0	0.0
Liquor Law Violations	0	0.0
Peeping Tom	0	0.0
Runaway	0	0.0
Trespass	0	0.0
All Other Offenses	2	0.3

<b>2010 Fall Term Campus Population</b>	
Undergraduate Enrollment	6,683
Graduate Enrollment	0
Staff Personnel	578
Faculty Personnel	568
Security Personnel	26
<b>Total Campus Population</b>	<b>7,855</b>



## Pentecostal Theological Seminary - 2010

GROUP A OFFENSES	Offense	Rate per 1,000	Cleared	% Cleared
<b>Homicide Offenses (Total)</b>	<b>0</b>	<b>0.0</b>	<b>0</b>	<b>0.0</b>
Murder	0	0.0	0	0.0
Negligent Manslaughter	0	0.0	0	0.0
<b>Kidnaping/Abduction</b>	<b>0</b>	<b>0.0</b>	<b>0</b>	<b>0.0</b>
<b>Sex Offenses (Forcible) (Total)</b>	<b>0</b>	<b>0.0</b>	<b>0</b>	<b>0.0</b>
Forcible Rape	0	0.0	0	0.0
Forcible Sodomy	0	0.0	0	0.0
Sexual Assault W/Object	0	0.0	0	0.0
Forcible Fondling	0	0.0	0	0.0
<b>Robbery</b>	<b>0</b>	<b>0.0</b>	<b>0</b>	<b>0.0</b>
<b>Assault Offenses (Total)</b>	<b>0</b>	<b>0.0</b>	<b>0</b>	<b>0.0</b>
Aggravated Assault	0	0.0	0	0.0
Simple Assault	0	0.0	0	0.0
Intimidation	0	0.0	0	0.0
Stalking	0	0.0	0	0.0
<b>Arson</b>	<b>0</b>	<b>0.0</b>	<b>0</b>	<b>0.0</b>
<b>Extortion/Blackmail</b>	<b>0</b>	<b>0.0</b>	<b>0</b>	<b>0.0</b>
<b>Burglary</b>	<b>0</b>	<b>0.0</b>	<b>0</b>	<b>0.0</b>
<b>Larceny/Theft Offenses (Total)</b>	<b>0</b>	<b>0.0</b>	<b>0</b>	<b>0.0</b>
Theft - Pocket-picking	0	0.0	0	0.0
Theft - Purse Snatching	0	0.0	0	0.0
Theft - Shoplifting	0	0.0	0	0.0
Theft From Building	0	0.0	0	0.0
Theft From Coin Machine	0	0.0	0	0.0
Theft From Motor Vehicle	0	0.0	0	0.0
Theft of Motor Vehicle Parts	0	0.0	0	0.0
Theft - All Other Larceny	0	0.0	0	0.0
<b>Motor Vehicle Theft</b>	<b>0</b>	<b>0.0</b>	<b>0</b>	<b>0.0</b>
<b>Counterfeiting/Forgery</b>	<b>0</b>	<b>0.0</b>	<b>0</b>	<b>0.0</b>
<b>Fraud Offenses (Total)</b>	<b>0</b>	<b>0.0</b>	<b>0</b>	<b>0.0</b>
Fraud - False Pretenses	0	0.0	0	0.0
Fraud - Credit Card/ATM	0	0.0	0	0.0
Fraud - Impersonation	0	0.0	0	0.0
Fraud - Welfare	0	0.0	0	0.0
Fraud - Wire	0	0.0	0	0.0
<b>Embezzlement</b>	<b>0</b>	<b>0.0</b>	<b>0</b>	<b>0.0</b>
<b>Stolen Property Offenses</b>	<b>0</b>	<b>0.0</b>	<b>0</b>	<b>0.0</b>
<b>Destruction/Damage/Vandalism</b>	<b>0</b>	<b>0.0</b>	<b>0</b>	<b>0.0</b>
<b>Drug/Narcotic Violations (Total)</b>	<b>0</b>	<b>0.0</b>	<b>0</b>	<b>0.0</b>
Drug/Narcotic Violations	0	0.0	0	0.0
Drug/Narcotic Equipment Violations	0	0.0	0	0.0

GROUP A OFFENSES	Offense	Rate per 1,000	Cleared	% Cleared
<b>Sex Offenses (Nonforcible) (Total)</b>	<b>0</b>	<b>0.0</b>	<b>0</b>	<b>0.0</b>
Incest	0	0.0	0	0.0
Statutory Rape	0	0.0	0	0.0
<b>Pornography/Obscene Material</b>	<b>0</b>	<b>0.0</b>	<b>0</b>	<b>0.0</b>
<b>Gambling Offenses (Total)</b>	<b>0</b>	<b>0.0</b>	<b>0</b>	<b>0.0</b>
Gambling - Betting/Wagering	0	0.0	0	0.0
Gambling - Operating/Promoting	0	0.0	0	0.0
Gambling - Equipment Violations	0	0.0	0	0.0
Gambling - Sports Tampering	0	0.0	0	0.0
<b>Prostitution Offenses (Total)</b>	<b>0</b>	<b>0.0</b>	<b>0</b>	<b>0.0</b>
Prostitution	0	0.0	0	0.0
Prostitution Assisting/Promoting	0	0.0	0	0.0
<b>Bribery</b>	<b>0</b>	<b>0.0</b>	<b>0</b>	<b>0.0</b>
<b>Weapon Law Violations</b>	<b>0</b>	<b>0.0</b>	<b>0</b>	<b>0.0</b>

GROUP B OFFENSES	Offenses	Rate per 1,000
Bad Checks	0	0.0
Curfew/Vagrancy	0	0.0
Disorderly Conduct	0	0.0
DUI	0	0.0
Drunkenness	0	0.0
Family-Non Violent	0	0.0
Liquor Law Violations	0	0.0
Peeping Tom	0	0.0
Runaway	0	0.0
Trespass	0	0.0
All Other Offenses	0	0.0

2010 Fall Term Campus Population	
Undergraduate Enrollment	0
Graduate Enrollment	178
Staff Personnel	19
Faculty Personnel	32
Security Personnel	4
<b>Total Campus Population</b>	<b>233</b>



## Rhodes College - 2010

GROUP A OFFENSES	Offense	Rate per 1,000	Cleared	% Cleared
<b>Homicide Offenses (Total)</b>	<b>0</b>	<b>0.0</b>	<b>0</b>	<b>0.0</b>
Murder	0	0.0	0	0.0
Negligent Manslaughter	0	0.0	0	0.0
<b>Kidnaping/Abduction</b>	<b>0</b>	<b>0.0</b>	<b>0</b>	<b>0.0</b>
<b>Sex Offenses (Forcible) (Total)</b>	<b>0</b>	<b>0.0</b>	<b>0</b>	<b>0.0</b>
Forcible Rape	0	0.0	0	0.0
Forcible Sodomy	0	0.0	0	0.0
Sexual Assault W/Object	0	0.0	0	0.0
Forcible Fondling	0	0.0	0	0.0
<b>Robbery</b>	<b>0</b>	<b>0.0</b>	<b>0</b>	<b>0.0</b>
<b>Assault Offenses (Total)</b>	<b>1</b>	<b>0.5</b>	<b>1</b>	<b>100.0</b>
Aggravated Assault	0	0.0	0	0.0
Simple Assault	1	0.5	1	100.0
Intimidation	0	0.0	0	0.0
Stalking	0	0.0	0	0.0
<b>Arson</b>	<b>0</b>	<b>0.0</b>	<b>0</b>	<b>0.0</b>
<b>Extortion/Blackmail</b>	<b>0</b>	<b>0.0</b>	<b>0</b>	<b>0.0</b>
<b>Burglary</b>	<b>3</b>	<b>1.4</b>	<b>1</b>	<b>33.3</b>
<b>Larceny/Theft Offenses (Total)</b>	<b>69</b>	<b>32.2</b>	<b>7</b>	<b>10.1</b>
Theft - Pocket-picking	0	0.0	0	0.0
Theft - Purse Snatching	0	0.0	0	0.0
Theft - Shoplifting	0	0.0	0	0.0
Theft From Building	45	21.0	6	13.3
Theft From Coin Machine	1	0.5	0	0.0
Theft From Motor Vehicle	0	0.0	0	0.0
Theft of Motor Vehicle Parts	0	0.0	0	0.0
Theft - All Other Larceny	23	10.7	1	4.3
<b>Motor Vehicle Theft</b>	<b>0</b>	<b>0.0</b>	<b>0</b>	<b>0.0</b>
<b>Counterfeiting/Forgery</b>	<b>0</b>	<b>0.0</b>	<b>0</b>	<b>0.0</b>
<b>Fraud Offenses (Total)</b>	<b>0</b>	<b>0.0</b>	<b>0</b>	<b>0.0</b>
Fraud - False Pretenses	0	0.0	0	0.0
Fraud - Credit Card/ATM	0	0.0	0	0.0
Fraud - Impersonation	0	0.0	0	0.0
Fraud - Welfare	0	0.0	0	0.0
Fraud - Wire	0	0.0	0	0.0
<b>Embezzlement</b>	<b>0</b>	<b>0.0</b>	<b>0</b>	<b>0.0</b>
<b>Stolen Property Offenses</b>	<b>0</b>	<b>0.0</b>	<b>0</b>	<b>0.0</b>
<b>Destruction/Damage/Vandalism</b>	<b>3</b>	<b>1.4</b>	<b>0</b>	<b>0.0</b>
<b>Drug/Narcotic Violations (Total)</b>	<b>5</b>	<b>2.3</b>	<b>5</b>	<b>100.0</b>
Drug/Narcotic Violations	3	1.4	3	100.0
Drug/Narcotic Equipment Violations	2	0.9	2	100.0

GROUP A OFFENSES	Offense	Rate per 1,000	Cleared	% Cleared
<b>Sex Offenses (Nonforcible) (Total)</b>	<b>0</b>	<b>0.0</b>	<b>0</b>	<b>0.0</b>
Incest	0	0.0	0	0.0
Statutory Rape	0	0.0	0	0.0
<b>Pornography/Obscene Material</b>	<b>0</b>	<b>0.0</b>	<b>0</b>	<b>0.0</b>
<b>Gambling Offenses (Total)</b>	<b>0</b>	<b>0.0</b>	<b>0</b>	<b>0.0</b>
Gambling - Betting/Wagering	0	0.0	0	0.0
Gambling - Operating/Promoting	0	0.0	0	0.0
Gambling - Equipment Violations	0	0.0	0	0.0
Gambling - Sports Tampering	0	0.0	0	0.0
<b>Prostitution Offenses (Total)</b>	<b>0</b>	<b>0.0</b>	<b>0</b>	<b>0.0</b>
Prostitution	0	0.0	0	0.0
Prostitution Assisting/Promoting	0	0.0	0	0.0
<b>Bribery</b>	<b>0</b>	<b>0.0</b>	<b>0</b>	<b>0.0</b>
<b>Weapon Law Violations</b>	<b>0</b>	<b>0.0</b>	<b>0</b>	<b>0.0</b>

GROUP B OFFENSES	Offenses	Rate per 1,000
Bad Checks	0	0.0
Curfew/Vagrancy	0	0.0
Disorderly Conduct	0	0.0
DUI	1	0.5
Drunkenness	1	0.5
Family-Non Violent	0	0.0
Liquor Law Violations	64	29.9
Peeping Tom	0	0.0
Runaway	0	0.0
Trespass	0	0.0
All Other Offenses	6	2.8

2010 Fall Term Campus Population	
Undergraduate Enrollment	1,706
Graduate Enrollment	18
Staff Personnel	263
Faculty Personnel	199
Security Personnel	27
<b>Total Campus Population</b>	<b>2,213</b>



## Roane State Community College - 2010

GROUP A OFFENSES	Offense	Rate per 1,000	Cleared	% Cleared
<b>Homicide Offenses (Total)</b>	<b>0</b>	<b>0.0</b>	<b>0</b>	<b>0.0</b>
Murder	0	0.0	0	0.0
Negligent Manslaughter	0	0.0	0	0.0
<b>Kidnaping/Abduction</b>	<b>0</b>	<b>0.0</b>	<b>0</b>	<b>0.0</b>
<b>Sex Offenses (Forcible) (Total)</b>	<b>0</b>	<b>0.0</b>	<b>0</b>	<b>0.0</b>
Forcible Rape	0	0.0	0	0.0
Forcible Sodomy	0	0.0	0	0.0
Sexual Assault W/Object	0	0.0	0	0.0
Forcible Fondling	0	0.0	0	0.0
<b>Robbery</b>	<b>0</b>	<b>0.0</b>	<b>0</b>	<b>0.0</b>
<b>Assault Offenses (Total)</b>	<b>2</b>	<b>0.4</b>	<b>0</b>	<b>0.0</b>
Aggravated Assault	0	0.0	0	0.0
Simple Assault	0	0.0	0	0.0
Intimidation	1	0.2	0	0.0
Stalking	1	0.2	0	0.0
<b>Arson</b>	<b>0</b>	<b>0.0</b>	<b>0</b>	<b>0.0</b>
<b>Extortion/Blackmail</b>	<b>0</b>	<b>0.0</b>	<b>0</b>	<b>0.0</b>
<b>Burglary</b>	<b>0</b>	<b>0.0</b>	<b>0</b>	<b>0.0</b>
<b>Larceny/Theft Offenses (Total)</b>	<b>7</b>	<b>1.5</b>	<b>0</b>	<b>0.0</b>
Theft - Pocket-picking	0	0.0	0	0.0
Theft - Purse Snatching	0	0.0	0	0.0
Theft - Shoplifting	0	0.0	0	0.0
Theft From Building	4	0.9	0	0.0
Theft From Coin Machine	0	0.0	0	0.0
Theft From Motor Vehicle	2	0.4	0	0.0
Theft of Motor Vehicle Parts	0	0.0	0	0.0
Theft - All Other Larceny	1	0.2	0	0.0
<b>Motor Vehicle Theft</b>	<b>1</b>	<b>0.2</b>	<b>0</b>	<b>0.0</b>
<b>Counterfeiting/Forgery</b>	<b>0</b>	<b>0.0</b>	<b>0</b>	<b>0.0</b>
<b>Fraud Offenses (Total)</b>	<b>0</b>	<b>0.0</b>	<b>0</b>	<b>0.0</b>
Fraud - False Pretenses	0	0.0	0	0.0
Fraud - Credit Card/ATM	0	0.0	0	0.0
Fraud - Impersonation	0	0.0	0	0.0
Fraud - Welfare	0	0.0	0	0.0
Fraud - Wire	0	0.0	0	0.0
<b>Embezzlement</b>	<b>0</b>	<b>0.0</b>	<b>0</b>	<b>0.0</b>
<b>Stolen Property Offenses</b>	<b>0</b>	<b>0.0</b>	<b>0</b>	<b>0.0</b>
<b>Destruction/Damage/Vandalism</b>	<b>1</b>	<b>0.2</b>	<b>0</b>	<b>0.0</b>
<b>Drug/Narcotic Violations (Total)</b>	<b>2</b>	<b>0.4</b>	<b>1</b>	<b>50.0</b>
Drug/Narcotic Violations	2	0.4	1	50.0
Drug/Narcotic Equipment Violations	0	0.0	0	0.0

GROUP A OFFENSES	Offense	Rate per 1,000	Cleared	% Cleared
<b>Sex Offenses (Nonforcible) (Total)</b>	<b>0</b>	<b>0.0</b>	<b>0</b>	<b>0.0</b>
Incest	0	0.0	0	0.0
Statutory Rape	0	0.0	0	0.0
<b>Pornography/Obscene Material</b>	<b>0</b>	<b>0.0</b>	<b>0</b>	<b>0.0</b>
<b>Gambling Offenses (Total)</b>	<b>0</b>	<b>0.0</b>	<b>0</b>	<b>0.0</b>
Gambling - Betting/Wagering	0	0.0	0	0.0
Gambling - Operating/Promoting	0	0.0	0	0.0
Gambling - Equipment Violations	0	0.0	0	0.0
Gambling - Sports Tampering	0	0.0	0	0.0
<b>Prostitution Offenses (Total)</b>	<b>0</b>	<b>0.0</b>	<b>0</b>	<b>0.0</b>
Prostitution	0	0.0	0	0.0
Prostitution Assisting/Promoting	0	0.0	0	0.0
<b>Bribery</b>	<b>0</b>	<b>0.0</b>	<b>0</b>	<b>0.0</b>
<b>Weapon Law Violations</b>	<b>0</b>	<b>0.0</b>	<b>0</b>	<b>0.0</b>

GROUP B OFFENSES	Offenses	Rate per 1,000
Bad Checks	0	0.0
Curfew/Vagrancy	0	0.0
Disorderly Conduct	0	0.0
DUI	0	0.0
Drunkenness	0	0.0
Family-Non Violent	0	0.0
Liquor Law Violations	0	0.0
Peeping Tom	0	0.0
Runaway	0	0.0
Trespass	1	0.2
All Other Offenses	0	0.0

2010 Fall Term Campus Population	
Undergraduate Enrollment	4,378
Graduate Enrollment	0
Staff Personnel	219
Faculty Personnel	157
Security Personnel	8
<b>Total Campus Population</b>	<b>4,762</b>





## Southern Adventist University - 2010

GROUP A OFFENSES	Offense	Rate per 1,000	Cleared	% Cleared
<b>Homicide Offenses (Total)</b>	<b>0</b>	<b>0.0</b>	<b>0</b>	<b>0.0</b>
Murder	0	0.0	0	0.0
Negligent Manslaughter	0	0.0	0	0.0
<b>Kidnaping/Abduction</b>	<b>0</b>	<b>0.0</b>	<b>0</b>	<b>0.0</b>
<b>Sex Offenses (Forcible) (Total)</b>	<b>0</b>	<b>0.0</b>	<b>0</b>	<b>0.0</b>
Forcible Rape	0	0.0	0	0.0
Forcible Sodomy	0	0.0	0	0.0
Sexual Assault W/Object	0	0.0	0	0.0
Forcible Fondling	0	0.0	0	0.0
<b>Robbery</b>	<b>0</b>	<b>0.0</b>	<b>0</b>	<b>0.0</b>
<b>Assault Offenses (Total)</b>	<b>15</b>	<b>4.3</b>	<b>2</b>	<b>13.3</b>
Aggravated Assault	0	0.0	0	0.0
Simple Assault	1	0.3	1	100.0
Intimidation	13	3.7	1	7.7
Stalking	1	0.3	0	0.0
<b>Arson</b>	<b>0</b>	<b>0.0</b>	<b>0</b>	<b>0.0</b>
<b>Extortion/Blackmail</b>	<b>0</b>	<b>0.0</b>	<b>0</b>	<b>0.0</b>
<b>Burglary</b>	<b>2</b>	<b>0.6</b>	<b>0</b>	<b>0.0</b>
<b>Larceny/Theft Offenses (Total)</b>	<b>24</b>	<b>6.8</b>	<b>0</b>	<b>0.0</b>
Theft - Pocket-picking	0	0.0	0	0.0
Theft - Purse Snatching	0	0.0	0	0.0
Theft - Shoplifting	0	0.0	0	0.0
Theft From Building	13	3.7	0	0.0
Theft From Coin Machine	1	0.3	0	0.0
Theft From Motor Vehicle	0	0.0	0	0.0
Theft of Motor Vehicle Parts	1	0.3	0	0.0
Theft - All Other Larceny	9	2.6	0	0.0
<b>Motor Vehicle Theft</b>	<b>0</b>	<b>0.0</b>	<b>0</b>	<b>0.0</b>
<b>Counterfeiting/Forgery</b>	<b>0</b>	<b>0.0</b>	<b>0</b>	<b>0.0</b>
<b>Fraud Offenses (Total)</b>	<b>0</b>	<b>0.0</b>	<b>0</b>	<b>0.0</b>
Fraud - False Pretenses	0	0.0	0	0.0
Fraud - Credit Card/ATM	0	0.0	0	0.0
Fraud - Impersonation	0	0.0	0	0.0
Fraud - Welfare	0	0.0	0	0.0
Fraud - Wire	0	0.0	0	0.0
<b>Embezzlement</b>	<b>0</b>	<b>0.0</b>	<b>0</b>	<b>0.0</b>
<b>Stolen Property Offenses</b>	<b>0</b>	<b>0.0</b>	<b>0</b>	<b>0.0</b>
<b>Destruction/Damage/Vandalism</b>	<b>7</b>	<b>2.0</b>	<b>0</b>	<b>0.0</b>
<b>Drug/Narcotic Violations (Total)</b>	<b>3</b>	<b>0.9</b>	<b>1</b>	<b>33.3</b>
Drug/Narcotic Violations	2	0.6	0	0.0
Drug/Narcotic Equipment Violations	1	0.3	1	100.0

GROUP A OFFENSES	Offense	Rate per 1,000	Cleared	% Cleared
<b>Sex Offenses (Nonforcible) (Total)</b>	<b>0</b>	<b>0.0</b>	<b>0</b>	<b>0.0</b>
Incest	0	0.0	0	0.0
Statutory Rape	0	0.0	0	0.0
<b>Pornography/Obscene Material</b>	<b>0</b>	<b>0.0</b>	<b>0</b>	<b>0.0</b>
<b>Gambling Offenses (Total)</b>	<b>0</b>	<b>0.0</b>	<b>0</b>	<b>0.0</b>
Gambling - Betting/Wagering	0	0.0	0	0.0
Gambling - Operating/Promoting	0	0.0	0	0.0
Gambling - Equipment Violations	0	0.0	0	0.0
Gambling - Sports Tampering	0	0.0	0	0.0
<b>Prostitution Offenses (Total)</b>	<b>0</b>	<b>0.0</b>	<b>0</b>	<b>0.0</b>
Prostitution	0	0.0	0	0.0
Prostitution Assisting/Promoting	0	0.0	0	0.0
<b>Bribery</b>	<b>0</b>	<b>0.0</b>	<b>0</b>	<b>0.0</b>
<b>Weapon Law Violations</b>	<b>0</b>	<b>0.0</b>	<b>0</b>	<b>0.0</b>

GROUP B OFFENSES	Offenses	Rate per 1,000
Bad Checks	0	0.0
Curfew/Vagrancy	0	0.0
Disorderly Conduct	0	0.0
DUI	1	0.3
Drunkenness	1	0.3
Family-Non Violent	0	0.0
Liquor Law Violations	0	0.0
Peeping Tom	0	0.0
Runaway	0	0.0
Trespass	0	0.0
All Other Offenses	1	0.3

2010 Fall Term Campus Population	
Undergraduate Enrollment	2,732
Graduate Enrollment	435
Staff Personnel	407
Faculty Personnel	231
Security Personnel	7
<b>Total Campus Population</b>	<b>3,812</b>



## Southern College of Optometry - 2010

GROUP A OFFENSES	Offense	Rate per 1,000	Cleared	% Cleared
<b>Homicide Offenses (Total)</b>	<b>0</b>	<b>0.0</b>	<b>0</b>	<b>0.0</b>
Murder	0	0.0	0	0.0
Negligent Manslaughter	0	0.0	0	0.0
<b>Kidnaping/Abduction</b>	<b>0</b>	<b>0.0</b>	<b>0</b>	<b>0.0</b>
<b>Sex Offenses (Forcible) (Total)</b>	<b>0</b>	<b>0.0</b>	<b>0</b>	<b>0.0</b>
Forcible Rape	0	0.0	0	0.0
Forcible Sodomy	0	0.0	0	0.0
Sexual Assault W/Object	0	0.0	0	0.0
Forcible Fondling	0	0.0	0	0.0
<b>Robbery</b>	<b>0</b>	<b>0.0</b>	<b>0</b>	<b>0.0</b>
<b>Assault Offenses (Total)</b>	<b>1</b>	<b>1.5</b>	<b>0</b>	<b>0.0</b>
Aggravated Assault	0	0.0	0	0.0
Simple Assault	1	1.5	0	0.0
Intimidation	0	0.0	0	0.0
Stalking	0	0.0	0	0.0
<b>Arson</b>	<b>0</b>	<b>0.0</b>	<b>0</b>	<b>0.0</b>
<b>Extortion/Blackmail</b>	<b>0</b>	<b>0.0</b>	<b>0</b>	<b>0.0</b>
<b>Burglary</b>	<b>0</b>	<b>0.0</b>	<b>0</b>	<b>0.0</b>
<b>Larceny/Theft Offenses (Total)</b>	<b>2</b>	<b>3.0</b>	<b>0</b>	<b>0.0</b>
Theft - Pocket-picking	0	0.0	0	0.0
Theft - Purse Snatching	0	0.0	0	0.0
Theft - Shoplifting	0	0.0	0	0.0
Theft From Building	2	3.0	0	0.0
Theft From Coin Machine	0	0.0	0	0.0
Theft From Motor Vehicle	0	0.0	0	0.0
Theft of Motor Vehicle Parts	0	0.0	0	0.0
Theft - All Other Larceny	0	0.0	0	0.0
<b>Motor Vehicle Theft</b>	<b>0</b>	<b>0.0</b>	<b>0</b>	<b>0.0</b>
<b>Counterfeiting/Forgery</b>	<b>0</b>	<b>0.0</b>	<b>0</b>	<b>0.0</b>
<b>Fraud Offenses (Total)</b>	<b>0</b>	<b>0.0</b>	<b>0</b>	<b>0.0</b>
Fraud - False Pretenses	0	0.0	0	0.0
Fraud - Credit Card/ATM	0	0.0	0	0.0
Fraud - Impersonation	0	0.0	0	0.0
Fraud - Welfare	0	0.0	0	0.0
Fraud - Wire	0	0.0	0	0.0
<b>Embezzlement</b>	<b>0</b>	<b>0.0</b>	<b>0</b>	<b>0.0</b>
<b>Stolen Property Offenses</b>	<b>0</b>	<b>0.0</b>	<b>0</b>	<b>0.0</b>
<b>Destruction/Damage/Vandalism</b>	<b>0</b>	<b>0.0</b>	<b>0</b>	<b>0.0</b>
<b>Drug/Narcotic Violations (Total)</b>	<b>0</b>	<b>0.0</b>	<b>0</b>	<b>0.0</b>
Drug/Narcotic Violations	0	0.0	0	0.0
Drug/Narcotic Equipment Violations	0	0.0	0	0.0

GROUP A OFFENSES	Offense	Rate per 1,000	Cleared	% Cleared
<b>Sex Offenses (Nonforcible) (Total)</b>	<b>0</b>	<b>0.0</b>	<b>0</b>	<b>0.0</b>
Incest	0	0.0	0	0.0
Statutory Rape	0	0.0	0	0.0
<b>Pornography/Obscene Material</b>	<b>0</b>	<b>0.0</b>	<b>0</b>	<b>0.0</b>
<b>Gambling Offenses (Total)</b>	<b>0</b>	<b>0.0</b>	<b>0</b>	<b>0.0</b>
Gambling - Betting/Wagering	0	0.0	0	0.0
Gambling - Operating/Promoting	0	0.0	0	0.0
Gambling - Equipment Violations	0	0.0	0	0.0
Gambling - Sports Tampering	0	0.0	0	0.0
<b>Prostitution Offenses (Total)</b>	<b>0</b>	<b>0.0</b>	<b>0</b>	<b>0.0</b>
Prostitution	0	0.0	0	0.0
Prostitution Assisting/Promoting	0	0.0	0	0.0
<b>Bribery</b>	<b>0</b>	<b>0.0</b>	<b>0</b>	<b>0.0</b>
<b>Weapon Law Violations</b>	<b>0</b>	<b>0.0</b>	<b>0</b>	<b>0.0</b>

GROUP B OFFENSES	Offenses	Rate per 1,000
Bad Checks	0	0.0
Curfew/Vagrancy	0	0.0
Disorderly Conduct	0	0.0
DUI	0	0.0
Drunkenness	0	0.0
Family-Non Violent	0	0.0
Liquor Law Violations	0	0.0
Peeping Tom	0	0.0
Runaway	0	0.0
Trespass	0	0.0
All Other Offenses	0	0.0

2010 Fall Term Campus Population	
Undergraduate Enrollment	0
Graduate Enrollment	480
Staff Personnel	100
Faculty Personnel	49
Security Personnel	14
<b>Total Campus Population</b>	<b>643</b>



## Southwest Tennessee Community College - 2010

GROUP A OFFENSES	Offense	Rate per 1,000	Cleared	% Cleared
<b>Homicide Offenses (Total)</b>	<b>0</b>	<b>0.0</b>	<b>0</b>	<b>0.0</b>
Murder	0	0.0	0	0.0
Negligent Manslaughter	0	0.0	0	0.0
<b>Kidnaping/Abduction</b>	<b>0</b>	<b>0.0</b>	<b>0</b>	<b>0.0</b>
<b>Sex Offenses (Forcible) (Total)</b>	<b>0</b>	<b>0.0</b>	<b>0</b>	<b>0.0</b>
Forcible Rape	0	0.0	0	0.0
Forcible Sodomy	0	0.0	0	0.0
Sexual Assault W/Object	0	0.0	0	0.0
Forcible Fondling	0	0.0	0	0.0
<b>Robbery</b>	<b>1</b>	<b>0.1</b>	<b>0</b>	<b>0.0</b>
<b>Assault Offenses (Total)</b>	<b>7</b>	<b>0.5</b>	<b>2</b>	<b>28.6</b>
Aggravated Assault	1	0.1	0	0.0
Simple Assault	1	0.1	1	100.0
Intimidation	5	0.4	1	20.0
Stalking	0	0.0	0	0.0
<b>Arson</b>	<b>0</b>	<b>0.0</b>	<b>0</b>	<b>0.0</b>
<b>Extortion/Blackmail</b>	<b>0</b>	<b>0.0</b>	<b>0</b>	<b>0.0</b>
<b>Burglary</b>	<b>0</b>	<b>0.0</b>	<b>0</b>	<b>0.0</b>
<b>Larceny/Theft Offenses (Total)</b>	<b>39</b>	<b>2.8</b>	<b>1</b>	<b>2.6</b>
Theft - Pocket-picking	0	0.0	0	0.0
Theft - Purse Snatching	0	0.0	0	0.0
Theft - Shoplifting	0	0.0	0	0.0
Theft From Building	31	2.2	1	3.2
Theft From Coin Machine	0	0.0	0	0.0
Theft From Motor Vehicle	4	0.3	0	0.0
Theft of Motor Vehicle Parts	3	0.2	0	0.0
Theft - All Other Larceny	1	0.1	0	0.0
<b>Motor Vehicle Theft</b>	<b>0</b>	<b>0.0</b>	<b>0</b>	<b>0.0</b>
<b>Counterfeiting/Forgery</b>	<b>0</b>	<b>0.0</b>	<b>0</b>	<b>0.0</b>
<b>Fraud Offenses (Total)</b>	<b>0</b>	<b>0.0</b>	<b>0</b>	<b>0.0</b>
Fraud - False Pretenses	0	0.0	0	0.0
Fraud - Credit Card/ATM	0	0.0	0	0.0
Fraud - Impersonation	0	0.0	0	0.0
Fraud - Welfare	0	0.0	0	0.0
Fraud - Wire	0	0.0	0	0.0
<b>Embezzlement</b>	<b>1</b>	<b>0.1</b>	<b>0</b>	<b>0.0</b>
<b>Stolen Property Offenses</b>	<b>0</b>	<b>0.0</b>	<b>0</b>	<b>0.0</b>
<b>Destruction/Damage/Vandalism</b>	<b>7</b>	<b>0.5</b>	<b>0</b>	<b>0.0</b>
<b>Drug/Narcotic Violations (Total)</b>	<b>1</b>	<b>0.1</b>	<b>0</b>	<b>0.0</b>
Drug/Narcotic Violations	1	0.1	0	0.0
Drug/Narcotic Equipment Violations	0	0.0	0	0.0

GROUP A OFFENSES	Offense	Rate per 1,000	Cleared	% Cleared
<b>Sex Offenses (Nonforcible) (Total)</b>	<b>0</b>	<b>0.0</b>	<b>0</b>	<b>0.0</b>
Incest	0	0.0	0	0.0
Statutory Rape	0	0.0	0	0.0
<b>Pornography/Obscene Material</b>	<b>0</b>	<b>0.0</b>	<b>0</b>	<b>0.0</b>
<b>Gambling Offenses (Total)</b>	<b>0</b>	<b>0.0</b>	<b>0</b>	<b>0.0</b>
Gambling - Betting/Wagering	0	0.0	0	0.0
Gambling - Operating/Promoting	0	0.0	0	0.0
Gambling - Equipment Violations	0	0.0	0	0.0
Gambling - Sports Tampering	0	0.0	0	0.0
<b>Prostitution Offenses (Total)</b>	<b>0</b>	<b>0.0</b>	<b>0</b>	<b>0.0</b>
Prostitution	0	0.0	0	0.0
Prostitution Assisting/Promoting	0	0.0	0	0.0
<b>Bribery</b>	<b>0</b>	<b>0.0</b>	<b>0</b>	<b>0.0</b>
<b>Weapon Law Violations</b>	<b>0</b>	<b>0.0</b>	<b>0</b>	<b>0.0</b>

GROUP B OFFENSES	Offenses	Rate per 1,000
Bad Checks	0	0.0
Curfew/Vagrancy	0	0.0
Disorderly Conduct	1	0.1
DUI	0	0.0
Drunkenness	0	0.0
Family-Non Violent	0	0.0
Liquor Law Violations	0	0.0
Peeping Tom	0	0.0
Runaway	0	0.0
Trespass	0	0.0
All Other Offenses	0	0.0

2010 Fall Term Campus Population	
Undergraduate Enrollment	13,344
Graduate Enrollment	0
Staff Personnel	407
Faculty Personnel	682
Security Personnel	31
<b>Total Campus Population</b>	<b>14,464</b>



## Tennessee State University - 2010

GROUP A OFFENSES	Offense	Rate per 1,000	Cleared	% Cleared
<b>Homicide Offenses (Total)</b>	<b>0</b>	<b>0.0</b>	<b>0</b>	<b>0.0</b>
Murder	0	0.0	0	0.0
Negligent Manslaughter	0	0.0	0	0.0
<b>Kidnaping/Abduction</b>	<b>0</b>	<b>0.0</b>	<b>0</b>	<b>0.0</b>
<b>Sex Offenses (Forcible) (Total)</b>	<b>3</b>	<b>0.4</b>	<b>2</b>	<b>66.7</b>
Forcible Rape	2	0.2	2	100.0
Forcible Sodomy	0	0.0	0	0.0
Sexual Assault W/Object	0	0.0	0	0.0
Forcible Fondling	1	0.1	0	0.0
<b>Robbery</b>	<b>11</b>	<b>1.3</b>	<b>4</b>	<b>36.4</b>
<b>Assault Offenses (Total)</b>	<b>74</b>	<b>8.9</b>	<b>35</b>	<b>47.3</b>
Aggravated Assault	9	1.1	5	55.6
Simple Assault	32	3.9	21	65.6
Intimidation	32	3.9	8	25.0
Stalking	1	0.1	1	100.0
<b>Arson</b>	<b>2</b>	<b>0.2</b>	<b>0</b>	<b>0.0</b>
<b>Extortion/Blackmail</b>	<b>1</b>	<b>0.1</b>	<b>1</b>	<b>100.0</b>
<b>Burglary</b>	<b>4</b>	<b>0.5</b>	<b>2</b>	<b>50.0</b>
<b>Larceny/Theft Offenses (Total)</b>	<b>143</b>	<b>17.2</b>	<b>2</b>	<b>1.4</b>
Theft - Pocket-picking	0	0.0	0	0.0
Theft - Purse Snatching	0	0.0	0	0.0
Theft - Shoplifting	0	0.0	0	0.0
Theft From Building	115	13.9	2	1.7
Theft From Coin Machine	0	0.0	0	0.0
Theft From Motor Vehicle	17	2.0	0	0.0
Theft of Motor Vehicle Parts	2	0.2	0	0.0
Theft - All Other Larceny	9	1.1	0	0.0
<b>Motor Vehicle Theft</b>	<b>6</b>	<b>0.7</b>	<b>0</b>	<b>0.0</b>
<b>Counterfeiting/Forgery</b>	<b>1</b>	<b>0.1</b>	<b>0</b>	<b>0.0</b>
<b>Fraud Offenses (Total)</b>	<b>6</b>	<b>0.7</b>	<b>0</b>	<b>0.0</b>
Fraud - False Pretenses	1	0.1	0	0.0
Fraud - Credit Card/ATM	4	0.5	0	0.0
Fraud - Impersonation	0	0.0	0	0.0
Fraud - Welfare	1	0.1	0	0.0
Fraud - Wire	0	0.0	0	0.0
<b>Embezzlement</b>	<b>0</b>	<b>0.0</b>	<b>0</b>	<b>0.0</b>
<b>Stolen Property Offenses</b>	<b>0</b>	<b>0.0</b>	<b>0</b>	<b>0.0</b>
<b>Destruction/Damage/Vandalism</b>	<b>30</b>	<b>3.6</b>	<b>2</b>	<b>6.7</b>
<b>Drug/Narcotic Violations (Total)</b>	<b>47</b>	<b>5.7</b>	<b>43</b>	<b>91.5</b>
Drug/Narcotic Violations	42	5.1	38	90.5
Drug/Narcotic Equipment Violations	5	0.6	5	100.0

GROUP A OFFENSES	Offense	Rate per 1,000	Cleared	% Cleared
<b>Sex Offenses (Nonforcible) (Total)</b>	<b>0</b>	<b>0.0</b>	<b>0</b>	<b>0.0</b>
Incest	0	0.0	0	0.0
Statutory Rape	0	0.0	0	0.0
<b>Pornography/Obscene Material</b>	<b>0</b>	<b>0.0</b>	<b>0</b>	<b>0.0</b>
<b>Gambling Offenses (Total)</b>	<b>0</b>	<b>0.0</b>	<b>0</b>	<b>0.0</b>
Gambling - Betting/Wagering	0	0.0	0	0.0
Gambling - Operating/Promoting	0	0.0	0	0.0
Gambling - Equipment Violations	0	0.0	0	0.0
Gambling - Sports Tampering	0	0.0	0	0.0
<b>Prostitution Offenses (Total)</b>	<b>0</b>	<b>0.0</b>	<b>0</b>	<b>0.0</b>
Prostitution	0	0.0	0	0.0
Prostitution Assisting/Promoting	0	0.0	0	0.0
<b>Bribery</b>	<b>0</b>	<b>0.0</b>	<b>0</b>	<b>0.0</b>
<b>Weapon Law Violations</b>	<b>9</b>	<b>1.1</b>	<b>7</b>	<b>77.8</b>

GROUP B OFFENSES	Offenses	Rate per 1,000
Bad Checks	0	0.0
Curfew/Vagrancy	5	0.6
Disorderly Conduct	32	3.9
DUI	2	0.2
Drunkenness	3	0.4
Family-Non Violent	0	0.0
Liquor Law Violations	17	2.0
Peeping Tom	0	0.0
Runaway	0	0.0
Trespass	19	2.3
All Other Offenses	76	9.2

2010 Fall Term Campus Population	
Undergraduate Enrollment	5,875
Graduate Enrollment	1,245
Staff Personnel	1,132
Faculty Personnel	581
Security Personnel	65
<b>Total Campus Population</b>	<b>8,898</b>



## Tennessee Technology Center at Athens - 2010

GROUP A OFFENSES	Offense	Rate per 1,000	Cleared	% Cleared
<b>Homicide Offenses (Total)</b>	<b>0</b>	<b>0.0</b>	<b>0</b>	<b>0.0</b>
Murder	0	0.0	0	0.0
Negligent Manslaughter	0	0.0	0	0.0
<b>Kidnaping/Abduction</b>	<b>0</b>	<b>0.0</b>	<b>0</b>	<b>0.0</b>
<b>Sex Offenses (Forcible) (Total)</b>	<b>0</b>	<b>0.0</b>	<b>0</b>	<b>0.0</b>
Forcible Rape	0	0.0	0	0.0
Forcible Sodomy	0	0.0	0	0.0
Sexual Assault W/Object	0	0.0	0	0.0
Forcible Fondling	0	0.0	0	0.0
<b>Robbery</b>	<b>0</b>	<b>0.0</b>	<b>0</b>	<b>0.0</b>
<b>Assault Offenses (Total)</b>	<b>0</b>	<b>0.0</b>	<b>0</b>	<b>0.0</b>
Aggravated Assault	0	0.0	0	0.0
Simple Assault	0	0.0	0	0.0
Intimidation	0	0.0	0	0.0
Stalking	0	0.0	0	0.0
<b>Arson</b>	<b>0</b>	<b>0.0</b>	<b>0</b>	<b>0.0</b>
<b>Extortion/Blackmail</b>	<b>0</b>	<b>0.0</b>	<b>0</b>	<b>0.0</b>
<b>Burglary</b>	<b>0</b>	<b>0.0</b>	<b>0</b>	<b>0.0</b>
<b>Larceny/Theft Offenses (Total)</b>	<b>0</b>	<b>0.0</b>	<b>0</b>	<b>0.0</b>
Theft - Pocket-picking	0	0.0	0	0.0
Theft - Purse Snatching	0	0.0	0	0.0
Theft - Shoplifting	0	0.0	0	0.0
Theft From Building	0	0.0	0	0.0
Theft From Coin Machine	0	0.0	0	0.0
Theft From Motor Vehicle	0	0.0	0	0.0
Theft of Motor Vehicle Parts	0	0.0	0	0.0
Theft - All Other Larceny	0	0.0	0	0.0
<b>Motor Vehicle Theft</b>	<b>0</b>	<b>0.0</b>	<b>0</b>	<b>0.0</b>
<b>Counterfeiting/Forgery</b>	<b>0</b>	<b>0.0</b>	<b>0</b>	<b>0.0</b>
<b>Fraud Offenses (Total)</b>	<b>0</b>	<b>0.0</b>	<b>0</b>	<b>0.0</b>
Fraud - False Pretenses	0	0.0	0	0.0
Fraud - Credit Card/ATM	0	0.0	0	0.0
Fraud - Impersonation	0	0.0	0	0.0
Fraud - Welfare	0	0.0	0	0.0
Fraud - Wire	0	0.0	0	0.0
<b>Embezzlement</b>	<b>0</b>	<b>0.0</b>	<b>0</b>	<b>0.0</b>
<b>Stolen Property Offenses</b>	<b>0</b>	<b>0.0</b>	<b>0</b>	<b>0.0</b>
<b>Destruction/Damage/Vandalism</b>	<b>0</b>	<b>0.0</b>	<b>0</b>	<b>0.0</b>
<b>Drug/Narcotic Violations (Total)</b>	<b>0</b>	<b>0.0</b>	<b>0</b>	<b>0.0</b>
Drug/Narcotic Violations	0	0.0	0	0.0
Drug/Narcotic Equipment Violations	0	0.0	0	0.0

GROUP A OFFENSES	Offense	Rate per 1,000	Cleared	% Cleared
<b>Sex Offenses (Nonforcible) (Total)</b>	<b>0</b>	<b>0.0</b>	<b>0</b>	<b>0.0</b>
Incest	0	0.0	0	0.0
Statutory Rape	0	0.0	0	0.0
<b>Pornography/Obscene Material</b>	<b>0</b>	<b>0.0</b>	<b>0</b>	<b>0.0</b>
<b>Gambling Offenses (Total)</b>	<b>0</b>	<b>0.0</b>	<b>0</b>	<b>0.0</b>
Gambling - Betting/Wagering	0	0.0	0	0.0
Gambling - Operating/Promoting	0	0.0	0	0.0
Gambling - Equipment Violations	0	0.0	0	0.0
Gambling - Sports Tampering	0	0.0	0	0.0
<b>Prostitution Offenses (Total)</b>	<b>0</b>	<b>0.0</b>	<b>0</b>	<b>0.0</b>
Prostitution	0	0.0	0	0.0
Prostitution Assisting/Promoting	0	0.0	0	0.0
<b>Bribery</b>	<b>0</b>	<b>0.0</b>	<b>0</b>	<b>0.0</b>
<b>Weapon Law Violations</b>	<b>0</b>	<b>0.0</b>	<b>0</b>	<b>0.0</b>

GROUP B OFFENSES	Offenses	Rate per 1,000
Bad Checks	0	0.0
Curfew/Vagrancy	0	0.0
Disorderly Conduct	0	0.0
DUI	0	0.0
Drunkenness	0	0.0
Family-Non Violent	0	0.0
Liquor Law Violations	0	0.0
Peeping Tom	0	0.0
Runaway	0	0.0
Trespass	0	0.0
All Other Offenses	0	0.0

2010 Fall Term Campus Population	
Undergraduate Enrollment	312
Graduate Enrollment	0
Staff Personnel	11
Faculty Personnel	15
Security Personnel	0
<b>Total Campus Population</b>	<b>338</b>



## Tennessee Technology Center at Covington - 2010

GROUP A OFFENSES	Offense	Rate per 1,000	Cleared	% Cleared
<b>Homicide Offenses (Total)</b>	<b>0</b>	<b>0.0</b>	<b>0</b>	<b>0.0</b>
Murder	0	0.0	0	0.0
Negligent Manslaughter	0	0.0	0	0.0
<b>Kidnaping/Abduction</b>	<b>0</b>	<b>0.0</b>	<b>0</b>	<b>0.0</b>
<b>Sex Offenses (Forcible) (Total)</b>	<b>0</b>	<b>0.0</b>	<b>0</b>	<b>0.0</b>
Forcible Rape	0	0.0	0	0.0
Forcible Sodomy	0	0.0	0	0.0
Sexual Assault W/Object	0	0.0	0	0.0
Forcible Fondling	0	0.0	0	0.0
<b>Robbery</b>	<b>0</b>	<b>0.0</b>	<b>0</b>	<b>0.0</b>
<b>Assault Offenses (Total)</b>	<b>0</b>	<b>0.0</b>	<b>0</b>	<b>0.0</b>
Aggravated Assault	0	0.0	0	0.0
Simple Assault	0	0.0	0	0.0
Intimidation	0	0.0	0	0.0
Stalking	0	0.0	0	0.0
<b>Arson</b>	<b>0</b>	<b>0.0</b>	<b>0</b>	<b>0.0</b>
<b>Extortion/Blackmail</b>	<b>0</b>	<b>0.0</b>	<b>0</b>	<b>0.0</b>
<b>Burglary</b>	<b>0</b>	<b>0.0</b>	<b>0</b>	<b>0.0</b>
<b>Larceny/Theft Offenses (Total)</b>	<b>3</b>	<b>12.3</b>	<b>0</b>	<b>0.0</b>
Theft - Pocket-picking	0	0.0	0	0.0
Theft - Purse Snatching	0	0.0	0	0.0
Theft - Shoplifting	0	0.0	0	0.0
Theft From Building	2	8.2	0	0.0
Theft From Coin Machine	0	0.0	0	0.0
Theft From Motor Vehicle	1	4.1	0	0.0
Theft of Motor Vehicle Parts	0	0.0	0	0.0
Theft - All Other Larceny	0	0.0	0	0.0
<b>Motor Vehicle Theft</b>	<b>0</b>	<b>0.0</b>	<b>0</b>	<b>0.0</b>
<b>Counterfeiting/Forgery</b>	<b>0</b>	<b>0.0</b>	<b>0</b>	<b>0.0</b>
<b>Fraud Offenses (Total)</b>	<b>0</b>	<b>0.0</b>	<b>0</b>	<b>0.0</b>
Fraud - False Pretenses	0	0.0	0	0.0
Fraud - Credit Card/ATM	0	0.0	0	0.0
Fraud - Impersonation	0	0.0	0	0.0
Fraud - Welfare	0	0.0	0	0.0
Fraud - Wire	0	0.0	0	0.0
<b>Embezzlement</b>	<b>0</b>	<b>0.0</b>	<b>0</b>	<b>0.0</b>
<b>Stolen Property Offenses</b>	<b>0</b>	<b>0.0</b>	<b>0</b>	<b>0.0</b>
<b>Destruction/Damage/Vandalism</b>	<b>0</b>	<b>0.0</b>	<b>0</b>	<b>0.0</b>
<b>Drug/Narcotic Violations (Total)</b>	<b>0</b>	<b>0.0</b>	<b>0</b>	<b>0.0</b>
Drug/Narcotic Violations	0	0.0	0	0.0
Drug/Narcotic Equipment Violations	0	0.0	0	0.0

GROUP A OFFENSES	Offense	Rate per 1,000	Cleared	% Cleared
<b>Sex Offenses (Nonforcible) (Total)</b>	<b>0</b>	<b>0.0</b>	<b>0</b>	<b>0.0</b>
Incest	0	0.0	0	0.0
Statutory Rape	0	0.0	0	0.0
<b>Pornography/Obscene Material</b>	<b>0</b>	<b>0.0</b>	<b>0</b>	<b>0.0</b>
<b>Gambling Offenses (Total)</b>	<b>0</b>	<b>0.0</b>	<b>0</b>	<b>0.0</b>
Gambling - Betting/Wagering	0	0.0	0	0.0
Gambling - Operating/Promoting	0	0.0	0	0.0
Gambling - Equipment Violations	0	0.0	0	0.0
Gambling - Sports Tampering	0	0.0	0	0.0
<b>Prostitution Offenses (Total)</b>	<b>0</b>	<b>0.0</b>	<b>0</b>	<b>0.0</b>
Prostitution	0	0.0	0	0.0
Prostitution Assisting/Promoting	0	0.0	0	0.0
<b>Bribery</b>	<b>0</b>	<b>0.0</b>	<b>0</b>	<b>0.0</b>
<b>Weapon Law Violations</b>	<b>0</b>	<b>0.0</b>	<b>0</b>	<b>0.0</b>

GROUP B OFFENSES	Offenses	Rate per 1,000
Bad Checks	0	0.0
Curfew/Vagrancy	0	0.0
Disorderly Conduct	0	0.0
DUI	0	0.0
Drunkenness	0	0.0
Family-Non Violent	0	0.0
Liquor Law Violations	0	0.0
Peeping Tom	0	0.0
Runaway	0	0.0
Trespass	0	0.0
All Other Offenses	1	4.1

2010 Fall Term Campus Population	
Undergraduate Enrollment	208
Graduate Enrollment	0
Staff Personnel	8
Faculty Personnel	11
Security Personnel	0
<b>Total Campus Population</b>	<b>227</b>



## Tennessee Technology Center at Crossville - 2010

GROUP A OFFENSES	Offense	Rate per 1,000	Cleared	% Cleared
<b>Homicide Offenses (Total)</b>	<b>0</b>	<b>0.0</b>	<b>0</b>	<b>0.0</b>
Murder	0	0.0	0	0.0
Negligent Manslaughter	0	0.0	0	0.0
<b>Kidnaping/Abduction</b>	<b>0</b>	<b>0.0</b>	<b>0</b>	<b>0.0</b>
<b>Sex Offenses (Forcible) (Total)</b>	<b>0</b>	<b>0.0</b>	<b>0</b>	<b>0.0</b>
Forcible Rape	0	0.0	0	0.0
Forcible Sodomy	0	0.0	0	0.0
Sexual Assault W/Object	0	0.0	0	0.0
Forcible Fondling	0	0.0	0	0.0
<b>Robbery</b>	<b>0</b>	<b>0.0</b>	<b>0</b>	<b>0.0</b>
<b>Assault Offenses (Total)</b>	<b>0</b>	<b>0.0</b>	<b>0</b>	<b>0.0</b>
Aggravated Assault	0	0.0	0	0.0
Simple Assault	0	0.0	0	0.0
Intimidation	0	0.0	0	0.0
Stalking	0	0.0	0	0.0
<b>Arson</b>	<b>0</b>	<b>0.0</b>	<b>0</b>	<b>0.0</b>
<b>Extortion/Blackmail</b>	<b>0</b>	<b>0.0</b>	<b>0</b>	<b>0.0</b>
<b>Burglary</b>	<b>0</b>	<b>0.0</b>	<b>0</b>	<b>0.0</b>
<b>Larceny/Theft Offenses (Total)</b>	<b>2</b>	<b>4.4</b>	<b>0</b>	<b>0.0</b>
Theft - Pocket-picking	0	0.0	0	0.0
Theft - Purse Snatching	0	0.0	0	0.0
Theft - Shoplifting	0	0.0	0	0.0
Theft From Building	0	0.0	0	0.0
Theft From Coin Machine	0	0.0	0	0.0
Theft From Motor Vehicle	1	2.2	0	0.0
Theft of Motor Vehicle Parts	0	0.0	0	0.0
Theft - All Other Larceny	1	2.2	0	0.0
<b>Motor Vehicle Theft</b>	<b>0</b>	<b>0.0</b>	<b>0</b>	<b>0.0</b>
<b>Counterfeiting/Forgery</b>	<b>0</b>	<b>0.0</b>	<b>0</b>	<b>0.0</b>
<b>Fraud Offenses (Total)</b>	<b>0</b>	<b>0.0</b>	<b>0</b>	<b>0.0</b>
Fraud - False Pretenses	0	0.0	0	0.0
Fraud - Credit Card/ATM	0	0.0	0	0.0
Fraud - Impersonation	0	0.0	0	0.0
Fraud - Welfare	0	0.0	0	0.0
Fraud - Wire	0	0.0	0	0.0
<b>Embezzlement</b>	<b>0</b>	<b>0.0</b>	<b>0</b>	<b>0.0</b>
<b>Stolen Property Offenses</b>	<b>0</b>	<b>0.0</b>	<b>0</b>	<b>0.0</b>
<b>Destruction/Damage/Vandalism</b>	<b>1</b>	<b>2.2</b>	<b>0</b>	<b>0.0</b>
<b>Drug/Narcotic Violations (Total)</b>	<b>0</b>	<b>0.0</b>	<b>0</b>	<b>0.0</b>
Drug/Narcotic Violations	0	0.0	0	0.0
Drug/Narcotic Equipment Violations	0	0.0	0	0.0

GROUP A OFFENSES	Offense	Rate per 1,000	Cleared	% Cleared
<b>Sex Offenses (Nonforcible) (Total)</b>	<b>0</b>	<b>0.0</b>	<b>0</b>	<b>0.0</b>
Incest	0	0.0	0	0.0
Statutory Rape	0	0.0	0	0.0
<b>Pornography/Obscene Material</b>	<b>0</b>	<b>0.0</b>	<b>0</b>	<b>0.0</b>
<b>Gambling Offenses (Total)</b>	<b>0</b>	<b>0.0</b>	<b>0</b>	<b>0.0</b>
Gambling - Betting/Wagering	0	0.0	0	0.0
Gambling - Operating/Promoting	0	0.0	0	0.0
Gambling - Equipment Violations	0	0.0	0	0.0
Gambling - Sports Tampering	0	0.0	0	0.0
<b>Prostitution Offenses (Total)</b>	<b>0</b>	<b>0.0</b>	<b>0</b>	<b>0.0</b>
Prostitution	0	0.0	0	0.0
Prostitution Assisting/Promoting	0	0.0	0	0.0
<b>Bribery</b>	<b>0</b>	<b>0.0</b>	<b>0</b>	<b>0.0</b>
<b>Weapon Law Violations</b>	<b>0</b>	<b>0.0</b>	<b>0</b>	<b>0.0</b>

GROUP B OFFENSES	Offenses	Rate per 1,000
Bad Checks	0	0.0
Curfew/Vagrancy	0	0.0
Disorderly Conduct	0	0.0
DUI	0	0.0
Drunkenness	0	0.0
Family-Non Violent	0	0.0
Liquor Law Violations	0	0.0
Peeping Tom	0	0.0
Runaway	0	0.0
Trespass	0	0.0
All Other Offenses	0	0.0

2010 Fall Term Campus Population	
Undergraduate Enrollment	401
Graduate Enrollment	0
Staff Personnel	20
Faculty Personnel	26
Security Personnel	0
<b>Total Campus Population</b>	<b>447</b>



## Tennessee Technology Center at Crump - 2010

GROUP A OFFENSES	Offense	Rate per 1,000	Cleared	% Cleared
<b>Homicide Offenses (Total)</b>	<b>0</b>	<b>0.0</b>	<b>0</b>	<b>0.0</b>
Murder	0	0.0	0	0.0
Negligent Manslaughter	0	0.0	0	0.0
<b>Kidnaping/Abduction</b>	<b>0</b>	<b>0.0</b>	<b>0</b>	<b>0.0</b>
<b>Sex Offenses (Forcible) (Total)</b>	<b>0</b>	<b>0.0</b>	<b>0</b>	<b>0.0</b>
Forcible Rape	0	0.0	0	0.0
Forcible Sodomy	0	0.0	0	0.0
Sexual Assault W/Object	0	0.0	0	0.0
Forcible Fondling	0	0.0	0	0.0
<b>Robbery</b>	<b>0</b>	<b>0.0</b>	<b>0</b>	<b>0.0</b>
<b>Assault Offenses (Total)</b>	<b>0</b>	<b>0.0</b>	<b>0</b>	<b>0.0</b>
Aggravated Assault	0	0.0	0	0.0
Simple Assault	0	0.0	0	0.0
Intimidation	0	0.0	0	0.0
Stalking	0	0.0	0	0.0
<b>Arson</b>	<b>0</b>	<b>0.0</b>	<b>0</b>	<b>0.0</b>
<b>Extortion/Blackmail</b>	<b>0</b>	<b>0.0</b>	<b>0</b>	<b>0.0</b>
<b>Burglary</b>	<b>0</b>	<b>0.0</b>	<b>0</b>	<b>0.0</b>
<b>Larceny/Theft Offenses (Total)</b>	<b>0</b>	<b>0.0</b>	<b>0</b>	<b>0.0</b>
Theft - Pocket-picking	0	0.0	0	0.0
Theft - Purse Snatching	0	0.0	0	0.0
Theft - Shoplifting	0	0.0	0	0.0
Theft From Building	0	0.0	0	0.0
Theft From Coin Machine	0	0.0	0	0.0
Theft From Motor Vehicle	0	0.0	0	0.0
Theft of Motor Vehicle Parts	0	0.0	0	0.0
Theft - All Other Larceny	0	0.0	0	0.0
<b>Motor Vehicle Theft</b>	<b>0</b>	<b>0.0</b>	<b>0</b>	<b>0.0</b>
<b>Counterfeiting/Forgery</b>	<b>0</b>	<b>0.0</b>	<b>0</b>	<b>0.0</b>
<b>Fraud Offenses (Total)</b>	<b>0</b>	<b>0.0</b>	<b>0</b>	<b>0.0</b>
Fraud - False Pretenses	0	0.0	0	0.0
Fraud - Credit Card/ATM	0	0.0	0	0.0
Fraud - Impersonation	0	0.0	0	0.0
Fraud - Welfare	0	0.0	0	0.0
Fraud - Wire	0	0.0	0	0.0
<b>Embezzlement</b>	<b>0</b>	<b>0.0</b>	<b>0</b>	<b>0.0</b>
<b>Stolen Property Offenses</b>	<b>0</b>	<b>0.0</b>	<b>0</b>	<b>0.0</b>
<b>Destruction/Damage/Vandalism</b>	<b>0</b>	<b>0.0</b>	<b>0</b>	<b>0.0</b>
<b>Drug/Narcotic Violations (Total)</b>	<b>0</b>	<b>0.0</b>	<b>0</b>	<b>0.0</b>
Drug/Narcotic Violations	0	0.0	0	0.0
Drug/Narcotic Equipment Violations	0	0.0	0	0.0

GROUP A OFFENSES	Offense	Rate per 1,000	Cleared	% Cleared
<b>Sex Offenses (Nonforcible) (Total)</b>	<b>0</b>	<b>0.0</b>	<b>0</b>	<b>0.0</b>
Incest	0	0.0	0	0.0
Statutory Rape	0	0.0	0	0.0
<b>Pornography/Obscene Material</b>	<b>0</b>	<b>0.0</b>	<b>0</b>	<b>0.0</b>
<b>Gambling Offenses (Total)</b>	<b>0</b>	<b>0.0</b>	<b>0</b>	<b>0.0</b>
Gambling - Betting/Wagering	0	0.0	0	0.0
Gambling - Operating/Promoting	0	0.0	0	0.0
Gambling - Equipment Violations	0	0.0	0	0.0
Gambling - Sports Tampering	0	0.0	0	0.0
<b>Prostitution Offenses (Total)</b>	<b>0</b>	<b>0.0</b>	<b>0</b>	<b>0.0</b>
Prostitution	0	0.0	0	0.0
Prostitution Assisting/Promoting	0	0.0	0	0.0
<b>Bribery</b>	<b>0</b>	<b>0.0</b>	<b>0</b>	<b>0.0</b>
<b>Weapon Law Violations</b>	<b>0</b>	<b>0.0</b>	<b>0</b>	<b>0.0</b>

GROUP B OFFENSES	Offenses	Rate per 1,000
Bad Checks	0	0.0
Curfew/Vagrancy	0	0.0
Disorderly Conduct	0	0.0
DUI	0	0.0
Drunkenness	0	0.0
Family-Non Violent	0	0.0
Liquor Law Violations	0	0.0
Peeping Tom	0	0.0
Runaway	0	0.0
Trespass	0	0.0
All Other Offenses	0	0.0

2010 Fall Term Campus Population	
Undergraduate Enrollment	299
Graduate Enrollment	0
Staff Personnel	10
Faculty Personnel	16
Security Personnel	0
<b>Total Campus Population</b>	<b>325</b>





## Tennessee Technology Center at Dickson - 2010

GROUP A OFFENSES	Offense	Rate per 1,000	Cleared	% Cleared
<b>Homicide Offenses (Total)</b>	<b>0</b>	<b>0.0</b>	<b>0</b>	<b>0.0</b>
Murder	0	0.0	0	0.0
Negligent Manslaughter	0	0.0	0	0.0
<b>Kidnaping/Abduction</b>	<b>0</b>	<b>0.0</b>	<b>0</b>	<b>0.0</b>
<b>Sex Offenses (Forcible) (Total)</b>	<b>0</b>	<b>0.0</b>	<b>0</b>	<b>0.0</b>
Forcible Rape	0	0.0	0	0.0
Forcible Sodomy	0	0.0	0	0.0
Sexual Assault W/Object	0	0.0	0	0.0
Forcible Fondling	0	0.0	0	0.0
<b>Robbery</b>	<b>0</b>	<b>0.0</b>	<b>0</b>	<b>0.0</b>
<b>Assault Offenses (Total)</b>	<b>1</b>	<b>1.6</b>	<b>0</b>	<b>0.0</b>
Aggravated Assault	0	0.0	0	0.0
Simple Assault	0	0.0	0	0.0
Intimidation	1	1.6	0	0.0
Stalking	0	0.0	0	0.0
<b>Arson</b>	<b>0</b>	<b>0.0</b>	<b>0</b>	<b>0.0</b>
<b>Extortion/Blackmail</b>	<b>0</b>	<b>0.0</b>	<b>0</b>	<b>0.0</b>
<b>Burglary</b>	<b>0</b>	<b>0.0</b>	<b>0</b>	<b>0.0</b>
<b>Larceny/Theft Offenses (Total)</b>	<b>0</b>	<b>0.0</b>	<b>0</b>	<b>0.0</b>
Theft - Pocket-picking	0	0.0	0	0.0
Theft - Purse Snatching	0	0.0	0	0.0
Theft - Shoplifting	0	0.0	0	0.0
Theft From Building	0	0.0	0	0.0
Theft From Coin Machine	0	0.0	0	0.0
Theft From Motor Vehicle	0	0.0	0	0.0
Theft of Motor Vehicle Parts	0	0.0	0	0.0
Theft - All Other Larceny	0	0.0	0	0.0
<b>Motor Vehicle Theft</b>	<b>0</b>	<b>0.0</b>	<b>0</b>	<b>0.0</b>
<b>Counterfeiting/Forgery</b>	<b>0</b>	<b>0.0</b>	<b>0</b>	<b>0.0</b>
<b>Fraud Offenses (Total)</b>	<b>0</b>	<b>0.0</b>	<b>0</b>	<b>0.0</b>
Fraud - False Pretenses	0	0.0	0	0.0
Fraud - Credit Card/ATM	0	0.0	0	0.0
Fraud - Impersonation	0	0.0	0	0.0
Fraud - Welfare	0	0.0	0	0.0
Fraud - Wire	0	0.0	0	0.0
<b>Embezzlement</b>	<b>0</b>	<b>0.0</b>	<b>0</b>	<b>0.0</b>
<b>Stolen Property Offenses</b>	<b>0</b>	<b>0.0</b>	<b>0</b>	<b>0.0</b>
<b>Destruction/Damage/Vandalism</b>	<b>1</b>	<b>1.6</b>	<b>0</b>	<b>0.0</b>
<b>Drug/Narcotic Violations (Total)</b>	<b>0</b>	<b>0.0</b>	<b>0</b>	<b>0.0</b>
Drug/Narcotic Violations	0	0.0	0	0.0
Drug/Narcotic Equipment Violations	0	0.0	0	0.0

GROUP A OFFENSES	Offense	Rate per 1,000	Cleared	% Cleared
<b>Sex Offenses (Nonforcible) (Total)</b>	<b>0</b>	<b>0.0</b>	<b>0</b>	<b>0.0</b>
Incest	0	0.0	0	0.0
Statutory Rape	0	0.0	0	0.0
<b>Pornography/Obscene Material</b>	<b>0</b>	<b>0.0</b>	<b>0</b>	<b>0.0</b>
<b>Gambling Offenses (Total)</b>	<b>0</b>	<b>0.0</b>	<b>0</b>	<b>0.0</b>
Gambling - Betting/Wagering	0	0.0	0	0.0
Gambling - Operating/Promoting	0	0.0	0	0.0
Gambling - Equipment Violations	0	0.0	0	0.0
Gambling - Sports Tampering	0	0.0	0	0.0
<b>Prostitution Offenses (Total)</b>	<b>0</b>	<b>0.0</b>	<b>0</b>	<b>0.0</b>
Prostitution	0	0.0	0	0.0
Prostitution Assisting/Promoting	0	0.0	0	0.0
<b>Bribery</b>	<b>0</b>	<b>0.0</b>	<b>0</b>	<b>0.0</b>
<b>Weapon Law Violations</b>	<b>0</b>	<b>0.0</b>	<b>0</b>	<b>0.0</b>

GROUP B OFFENSES	Offenses	Rate per 1,000
Bad Checks	0	0.0
Curfew/Vagrancy	0	0.0
Disorderly Conduct	0	0.0
DUI	0	0.0
Drunkenness	0	0.0
Family-Non Violent	0	0.0
Liquor Law Violations	0	0.0
Peeping Tom	0	0.0
Runaway	0	0.0
Trespass	0	0.0
All Other Offenses	0	0.0

2010 Fall Term Campus Population	
Undergraduate Enrollment	578
Graduate Enrollment	0
Staff Personnel	15
Faculty Personnel	33
Security Personnel	0
<b>Total Campus Population</b>	<b>626</b>



## Tennessee Technology Center at Elizabethton - 2010

GROUP A OFFENSES	Offense	Rate per 1,000	Cleared	% Cleared
<b>Homicide Offenses (Total)</b>	<b>0</b>	<b>0.0</b>	<b>0</b>	<b>0.0</b>
Murder	0	0.0	0	0.0
Negligent Manslaughter	0	0.0	0	0.0
<b>Kidnaping/Abduction</b>	<b>0</b>	<b>0.0</b>	<b>0</b>	<b>0.0</b>
<b>Sex Offenses (Forcible) (Total)</b>	<b>0</b>	<b>0.0</b>	<b>0</b>	<b>0.0</b>
Forcible Rape	0	0.0	0	0.0
Forcible Sodomy	0	0.0	0	0.0
Sexual Assault W/Object	0	0.0	0	0.0
Forcible Fondling	0	0.0	0	0.0
<b>Robbery</b>	<b>0</b>	<b>0.0</b>	<b>0</b>	<b>0.0</b>
<b>Assault Offenses (Total)</b>	<b>0</b>	<b>0.0</b>	<b>0</b>	<b>0.0</b>
Aggravated Assault	0	0.0	0	0.0
Simple Assault	0	0.0	0	0.0
Intimidation	0	0.0	0	0.0
Stalking	0	0.0	0	0.0
<b>Arson</b>	<b>0</b>	<b>0.0</b>	<b>0</b>	<b>0.0</b>
<b>Extortion/Blackmail</b>	<b>0</b>	<b>0.0</b>	<b>0</b>	<b>0.0</b>
<b>Burglary</b>	<b>0</b>	<b>0.0</b>	<b>0</b>	<b>0.0</b>
<b>Larceny/Theft Offenses (Total)</b>	<b>1</b>	<b>2.5</b>	<b>0</b>	<b>0.0</b>
Theft - Pocket-picking	0	0.0	0	0.0
Theft - Purse Snatching	0	0.0	0	0.0
Theft - Shoplifting	0	0.0	0	0.0
Theft From Building	1	2.5	0	0.0
Theft From Coin Machine	0	0.0	0	0.0
Theft From Motor Vehicle	0	0.0	0	0.0
Theft of Motor Vehicle Parts	0	0.0	0	0.0
Theft - All Other Larceny	0	0.0	0	0.0
<b>Motor Vehicle Theft</b>	<b>0</b>	<b>0.0</b>	<b>0</b>	<b>0.0</b>
<b>Counterfeiting/Forgery</b>	<b>0</b>	<b>0.0</b>	<b>0</b>	<b>0.0</b>
<b>Fraud Offenses (Total)</b>	<b>0</b>	<b>0.0</b>	<b>0</b>	<b>0.0</b>
Fraud - False Pretenses	0	0.0	0	0.0
Fraud - Credit Card/ATM	0	0.0	0	0.0
Fraud - Impersonation	0	0.0	0	0.0
Fraud - Welfare	0	0.0	0	0.0
Fraud - Wire	0	0.0	0	0.0
<b>Embezzlement</b>	<b>0</b>	<b>0.0</b>	<b>0</b>	<b>0.0</b>
<b>Stolen Property Offenses</b>	<b>0</b>	<b>0.0</b>	<b>0</b>	<b>0.0</b>
<b>Destruction/Damage/Vandalism</b>	<b>0</b>	<b>0.0</b>	<b>0</b>	<b>0.0</b>
<b>Drug/Narcotic Violations (Total)</b>	<b>0</b>	<b>0.0</b>	<b>0</b>	<b>0.0</b>
Drug/Narcotic Violations	0	0.0	0	0.0
Drug/Narcotic Equipment Violations	0	0.0	0	0.0

GROUP A OFFENSES	Offense	Rate per 1,000	Cleared	% Cleared
<b>Sex Offenses (Nonforcible) (Total)</b>	<b>0</b>	<b>0.0</b>	<b>0</b>	<b>0.0</b>
Incest	0	0.0	0	0.0
Statutory Rape	0	0.0	0	0.0
<b>Pornography/Obscene Material</b>	<b>0</b>	<b>0.0</b>	<b>0</b>	<b>0.0</b>
<b>Gambling Offenses (Total)</b>	<b>0</b>	<b>0.0</b>	<b>0</b>	<b>0.0</b>
Gambling - Betting/Wagering	0	0.0	0	0.0
Gambling - Operating/Promoting	0	0.0	0	0.0
Gambling - Equipment Violations	0	0.0	0	0.0
Gambling - Sports Tampering	0	0.0	0	0.0
<b>Prostitution Offenses (Total)</b>	<b>0</b>	<b>0.0</b>	<b>0</b>	<b>0.0</b>
Prostitution	0	0.0	0	0.0
Prostitution Assisting/Promoting	0	0.0	0	0.0
<b>Bribery</b>	<b>0</b>	<b>0.0</b>	<b>0</b>	<b>0.0</b>
<b>Weapon Law Violations</b>	<b>0</b>	<b>0.0</b>	<b>0</b>	<b>0.0</b>

GROUP B OFFENSES	Offenses	Rate per 1,000
Bad Checks	0	0.0
Curfew/Vagrancy	0	0.0
Disorderly Conduct	0	0.0
DUI	0	0.0
Drunkenness	0	0.0
Family-Non Violent	0	0.0
Liquor Law Violations	0	0.0
Peeping Tom	0	0.0
Runaway	0	0.0
Trespass	0	0.0
All Other Offenses	0	0.0

2010 Fall Term Campus Population	
Undergraduate Enrollment	375
Graduate Enrollment	0
Staff Personnel	23
Faculty Personnel	27
Security Personnel	0
<b>Total Campus Population</b>	<b>425</b>



## Tennessee Technology Center at Harriman - 2010

GROUP A OFFENSES	Offense	Rate per 1,000	Cleared	% Cleared
<b>Homicide Offenses (Total)</b>	<b>0</b>	<b>0.0</b>	<b>0</b>	<b>0.0</b>
Murder	0	0.0	0	0.0
Negligent Manslaughter	0	0.0	0	0.0
<b>Kidnaping/Abduction</b>	<b>0</b>	<b>0.0</b>	<b>0</b>	<b>0.0</b>
<b>Sex Offenses (Forcible) (Total)</b>	<b>0</b>	<b>0.0</b>	<b>0</b>	<b>0.0</b>
Forcible Rape	0	0.0	0	0.0
Forcible Sodomy	0	0.0	0	0.0
Sexual Assault W/Object	0	0.0	0	0.0
Forcible Fondling	0	0.0	0	0.0
<b>Robbery</b>	<b>0</b>	<b>0.0</b>	<b>0</b>	<b>0.0</b>
<b>Assault Offenses (Total)</b>	<b>0</b>	<b>0.0</b>	<b>0</b>	<b>0.0</b>
Aggravated Assault	0	0.0	0	0.0
Simple Assault	0	0.0	0	0.0
Intimidation	0	0.0	0	0.0
Stalking	0	0.0	0	0.0
<b>Arson</b>	<b>0</b>	<b>0.0</b>	<b>0</b>	<b>0.0</b>
<b>Extortion/Blackmail</b>	<b>0</b>	<b>0.0</b>	<b>0</b>	<b>0.0</b>
<b>Burglary</b>	<b>0</b>	<b>0.0</b>	<b>0</b>	<b>0.0</b>
<b>Larceny/Theft Offenses (Total)</b>	<b>2</b>	<b>5.4</b>	<b>0</b>	<b>0.0</b>
Theft - Pocket-picking	0	0.0	0	0.0
Theft - Purse Snatching	0	0.0	0	0.0
Theft - Shoplifting	0	0.0	0	0.0
Theft From Building	1	2.7	0	0.0
Theft From Coin Machine	0	0.0	0	0.0
Theft From Motor Vehicle	1	2.7	0	0.0
Theft of Motor Vehicle Parts	0	0.0	0	0.0
Theft - All Other Larceny	0	0.0	0	0.0
<b>Motor Vehicle Theft</b>	<b>0</b>	<b>0.0</b>	<b>0</b>	<b>0.0</b>
<b>Counterfeiting/Forgery</b>	<b>0</b>	<b>0.0</b>	<b>0</b>	<b>0.0</b>
<b>Fraud Offenses (Total)</b>	<b>0</b>	<b>0.0</b>	<b>0</b>	<b>0.0</b>
Fraud - False Pretenses	0	0.0	0	0.0
Fraud - Credit Card/ATM	0	0.0	0	0.0
Fraud - Impersonation	0	0.0	0	0.0
Fraud - Welfare	0	0.0	0	0.0
Fraud - Wire	0	0.0	0	0.0
<b>Embezzlement</b>	<b>0</b>	<b>0.0</b>	<b>0</b>	<b>0.0</b>
<b>Stolen Property Offenses</b>	<b>0</b>	<b>0.0</b>	<b>0</b>	<b>0.0</b>
<b>Destruction/Damage/Vandalism</b>	<b>0</b>	<b>0.0</b>	<b>0</b>	<b>0.0</b>
<b>Drug/Narcotic Violations (Total)</b>	<b>0</b>	<b>0.0</b>	<b>0</b>	<b>0.0</b>
Drug/Narcotic Violations	0	0.0	0	0.0
Drug/Narcotic Equipment Violations	0	0.0	0	0.0

GROUP A OFFENSES	Offense	Rate per 1,000	Cleared	% Cleared
<b>Sex Offenses (Nonforcible) (Total)</b>	<b>0</b>	<b>0.0</b>	<b>0</b>	<b>0.0</b>
Incest	0	0.0	0	0.0
Statutory Rape	0	0.0	0	0.0
<b>Pornography/Obscene Material</b>	<b>0</b>	<b>0.0</b>	<b>0</b>	<b>0.0</b>
<b>Gambling Offenses (Total)</b>	<b>0</b>	<b>0.0</b>	<b>0</b>	<b>0.0</b>
Gambling - Betting/Wagering	0	0.0	0	0.0
Gambling - Operating/Promoting	0	0.0	0	0.0
Gambling - Equipment Violations	0	0.0	0	0.0
Gambling - Sports Tampering	0	0.0	0	0.0
<b>Prostitution Offenses (Total)</b>	<b>0</b>	<b>0.0</b>	<b>0</b>	<b>0.0</b>
Prostitution	0	0.0	0	0.0
Prostitution Assisting/Promoting	0	0.0	0	0.0
<b>Bribery</b>	<b>0</b>	<b>0.0</b>	<b>0</b>	<b>0.0</b>
<b>Weapon Law Violations</b>	<b>0</b>	<b>0.0</b>	<b>0</b>	<b>0.0</b>

GROUP B OFFENSES	Offenses	Rate per 1,000
Bad Checks	0	0.0
Curfew/Vagrancy	0	0.0
Disorderly Conduct	0	0.0
DUI	0	0.0
Drunkenness	0	0.0
Family-Non Violent	0	0.0
Liquor Law Violations	0	0.0
Peeping Tom	0	0.0
Runaway	0	0.0
Trespass	0	0.0
All Other Offenses	0	0.0

2010 Fall Term Campus Population	
Undergraduate Enrollment	259
Graduate Enrollment	0
Staff Personnel	11
Faculty Personnel	14
Security Personnel	0
<b>Total Campus Population</b>	<b>284</b>



## Tennessee Technology Center at Hartsville - 2010

GROUP A OFFENSES	Offense	Rate per 1,000	Cleared	% Cleared
<b>Homicide Offenses (Total)</b>	<b>0</b>	<b>0.0</b>	<b>0</b>	<b>0.0</b>
Murder	0	0.0	0	0.0
Negligent Manslaughter	0	0.0	0	0.0
<b>Kidnaping/Abduction</b>	<b>0</b>	<b>0.0</b>	<b>0</b>	<b>0.0</b>
<b>Sex Offenses (Forcible) (Total)</b>	<b>0</b>	<b>0.0</b>	<b>0</b>	<b>0.0</b>
Forcible Rape	0	0.0	0	0.0
Forcible Sodomy	0	0.0	0	0.0
Sexual Assault W/Object	0	0.0	0	0.0
Forcible Fondling	0	0.0	0	0.0
<b>Robbery</b>	<b>0</b>	<b>0.0</b>	<b>0</b>	<b>0.0</b>
<b>Assault Offenses (Total)</b>	<b>0</b>	<b>0.0</b>	<b>0</b>	<b>0.0</b>
Aggravated Assault	0	0.0	0	0.0
Simple Assault	0	0.0	0	0.0
Intimidation	0	0.0	0	0.0
Stalking	0	0.0	0	0.0
<b>Arson</b>	<b>0</b>	<b>0.0</b>	<b>0</b>	<b>0.0</b>
<b>Extortion/Blackmail</b>	<b>0</b>	<b>0.0</b>	<b>0</b>	<b>0.0</b>
<b>Burglary</b>	<b>0</b>	<b>0.0</b>	<b>0</b>	<b>0.0</b>
<b>Larceny/Theft Offenses (Total)</b>	<b>0</b>	<b>0.0</b>	<b>0</b>	<b>0.0</b>
Theft - Pocket-picking	0	0.0	0	0.0
Theft - Purse Snatching	0	0.0	0	0.0
Theft - Shoplifting	0	0.0	0	0.0
Theft From Building	0	0.0	0	0.0
Theft From Coin Machine	0	0.0	0	0.0
Theft From Motor Vehicle	0	0.0	0	0.0
Theft of Motor Vehicle Parts	0	0.0	0	0.0
Theft - All Other Larceny	0	0.0	0	0.0
<b>Motor Vehicle Theft</b>	<b>0</b>	<b>0.0</b>	<b>0</b>	<b>0.0</b>
<b>Counterfeiting/Forgery</b>	<b>0</b>	<b>0.0</b>	<b>0</b>	<b>0.0</b>
<b>Fraud Offenses (Total)</b>	<b>0</b>	<b>0.0</b>	<b>0</b>	<b>0.0</b>
Fraud - False Pretenses	0	0.0	0	0.0
Fraud - Credit Card/ATM	0	0.0	0	0.0
Fraud - Impersonation	0	0.0	0	0.0
Fraud - Welfare	0	0.0	0	0.0
Fraud - Wire	0	0.0	0	0.0
<b>Embezzlement</b>	<b>0</b>	<b>0.0</b>	<b>0</b>	<b>0.0</b>
<b>Stolen Property Offenses</b>	<b>0</b>	<b>0.0</b>	<b>0</b>	<b>0.0</b>
<b>Destruction/Damage/Vandalism</b>	<b>0</b>	<b>0.0</b>	<b>0</b>	<b>0.0</b>
<b>Drug/Narcotic Violations (Total)</b>	<b>0</b>	<b>0.0</b>	<b>0</b>	<b>0.0</b>
Drug/Narcotic Violations	0	0.0	0	0.0
Drug/Narcotic Equipment Violations	0	0.0	0	0.0

GROUP A OFFENSES	Offense	Rate per 1,000	Cleared	% Cleared
<b>Sex Offenses (Nonforcible) (Total)</b>	<b>0</b>	<b>0.0</b>	<b>0</b>	<b>0.0</b>
Incest	0	0.0	0	0.0
Statutory Rape	0	0.0	0	0.0
<b>Pornography/Obscene Material</b>	<b>0</b>	<b>0.0</b>	<b>0</b>	<b>0.0</b>
<b>Gambling Offenses (Total)</b>	<b>0</b>	<b>0.0</b>	<b>0</b>	<b>0.0</b>
Gambling - Betting/Wagering	0	0.0	0	0.0
Gambling - Operating/Promoting	0	0.0	0	0.0
Gambling - Equipment Violations	0	0.0	0	0.0
Gambling - Sports Tampering	0	0.0	0	0.0
<b>Prostitution Offenses (Total)</b>	<b>0</b>	<b>0.0</b>	<b>0</b>	<b>0.0</b>
Prostitution	0	0.0	0	0.0
Prostitution Assisting/Promoting	0	0.0	0	0.0
<b>Bribery</b>	<b>0</b>	<b>0.0</b>	<b>0</b>	<b>0.0</b>
<b>Weapon Law Violations</b>	<b>0</b>	<b>0.0</b>	<b>0</b>	<b>0.0</b>

GROUP B OFFENSES	Offenses	Rate per 1,000
Bad Checks	0	0.0
Curfew/Vagrancy	0	0.0
Disorderly Conduct	0	0.0
DUI	0	0.0
Drunkenness	0	0.0
Family-Non Violent	0	0.0
Liquor Law Violations	0	0.0
Peeping Tom	0	0.0
Runaway	0	0.0
Trespass	0	0.0
All Other Offenses	0	0.0

2010 Fall Term Campus Population	
Undergraduate Enrollment	588
Graduate Enrollment	0
Staff Personnel	12
Faculty Personnel	23
Security Personnel	0
<b>Total Campus Population</b>	<b>623</b>



## Tennessee Technology Center at Hohenwald - 2010

GROUP A OFFENSES	Offense	Rate per 1,000	Cleared	% Cleared
<b>Homicide Offenses (Total)</b>	<b>0</b>	<b>0.0</b>	<b>0</b>	<b>0.0</b>
Murder	0	0.0	0	0.0
Negligent Manslaughter	0	0.0	0	0.0
<b>Kidnaping/Abduction</b>	<b>0</b>	<b>0.0</b>	<b>0</b>	<b>0.0</b>
<b>Sex Offenses (Forcible) (Total)</b>	<b>0</b>	<b>0.0</b>	<b>0</b>	<b>0.0</b>
Forcible Rape	0	0.0	0	0.0
Forcible Sodomy	0	0.0	0	0.0
Sexual Assault W/Object	0	0.0	0	0.0
Forcible Fondling	0	0.0	0	0.0
<b>Robbery</b>	<b>0</b>	<b>0.0</b>	<b>0</b>	<b>0.0</b>
<b>Assault Offenses (Total)</b>	<b>0</b>	<b>0.0</b>	<b>0</b>	<b>0.0</b>
Aggravated Assault	0	0.0	0	0.0
Simple Assault	0	0.0	0	0.0
Intimidation	0	0.0	0	0.0
Stalking	0	0.0	0	0.0
<b>Arson</b>	<b>0</b>	<b>0.0</b>	<b>0</b>	<b>0.0</b>
<b>Extortion/Blackmail</b>	<b>0</b>	<b>0.0</b>	<b>0</b>	<b>0.0</b>
<b>Burglary</b>	<b>0</b>	<b>0.0</b>	<b>0</b>	<b>0.0</b>
<b>Larceny/Theft Offenses (Total)</b>	<b>0</b>	<b>0.0</b>	<b>0</b>	<b>0.0</b>
Theft - Pocket-picking	0	0.0	0	0.0
Theft - Purse Snatching	0	0.0	0	0.0
Theft - Shoplifting	0	0.0	0	0.0
Theft From Building	0	0.0	0	0.0
Theft From Coin Machine	0	0.0	0	0.0
Theft From Motor Vehicle	0	0.0	0	0.0
Theft of Motor Vehicle Parts	0	0.0	0	0.0
Theft - All Other Larceny	0	0.0	0	0.0
<b>Motor Vehicle Theft</b>	<b>0</b>	<b>0.0</b>	<b>0</b>	<b>0.0</b>
<b>Counterfeiting/Forgery</b>	<b>0</b>	<b>0.0</b>	<b>0</b>	<b>0.0</b>
<b>Fraud Offenses (Total)</b>	<b>0</b>	<b>0.0</b>	<b>0</b>	<b>0.0</b>
Fraud - False Pretenses	0	0.0	0	0.0
Fraud - Credit Card/ATM	0	0.0	0	0.0
Fraud - Impersonation	0	0.0	0	0.0
Fraud - Welfare	0	0.0	0	0.0
Fraud - Wire	0	0.0	0	0.0
<b>Embezzlement</b>	<b>0</b>	<b>0.0</b>	<b>0</b>	<b>0.0</b>
<b>Stolen Property Offenses</b>	<b>0</b>	<b>0.0</b>	<b>0</b>	<b>0.0</b>
<b>Destruction/Damage/Vandalism</b>	<b>0</b>	<b>0.0</b>	<b>0</b>	<b>0.0</b>
<b>Drug/Narcotic Violations (Total)</b>	<b>0</b>	<b>0.0</b>	<b>0</b>	<b>0.0</b>
Drug/Narcotic Violations	0	0.0	0	0.0
Drug/Narcotic Equipment Violations	0	0.0	0	0.0

GROUP A OFFENSES	Offense	Rate per 1,000	Cleared	% Cleared
<b>Sex Offenses (Nonforcible) (Total)</b>	<b>0</b>	<b>0.0</b>	<b>0</b>	<b>0.0</b>
Incest	0	0.0	0	0.0
Statutory Rape	0	0.0	0	0.0
<b>Pornography/Obscene Material</b>	<b>0</b>	<b>0.0</b>	<b>0</b>	<b>0.0</b>
<b>Gambling Offenses (Total)</b>	<b>0</b>	<b>0.0</b>	<b>0</b>	<b>0.0</b>
Gambling - Betting/Wagering	0	0.0	0	0.0
Gambling - Operating/Promoting	0	0.0	0	0.0
Gambling - Equipment Violations	0	0.0	0	0.0
Gambling - Sports Tampering	0	0.0	0	0.0
<b>Prostitution Offenses (Total)</b>	<b>0</b>	<b>0.0</b>	<b>0</b>	<b>0.0</b>
Prostitution	0	0.0	0	0.0
Prostitution Assisting/Promoting	0	0.0	0	0.0
<b>Bribery</b>	<b>0</b>	<b>0.0</b>	<b>0</b>	<b>0.0</b>
<b>Weapon Law Violations</b>	<b>0</b>	<b>0.0</b>	<b>0</b>	<b>0.0</b>

GROUP B OFFENSES	Offenses	Rate per 1,000
Bad Checks	0	0.0
Curfew/Vagrancy	0	0.0
Disorderly Conduct	0	0.0
DUI	0	0.0
Drunkenness	0	0.0
Family-Non Violent	0	0.0
Liquor Law Violations	0	0.0
Peeping Tom	0	0.0
Runaway	0	0.0
Trespass	0	0.0
All Other Offenses	0	0.0

2010 Fall Term Campus Population	
Undergraduate Enrollment	372
Graduate Enrollment	0
Staff Personnel	19
Faculty Personnel	28
Security Personnel	0
<b>Total Campus Population</b>	<b>419</b>



## Tennessee Technology Center at Jacksboro - 2010

GROUP A OFFENSES	Offense	Rate per 1,000	Cleared	% Cleared
<b>Homicide Offenses (Total)</b>	<b>0</b>	<b>0.0</b>	<b>0</b>	<b>0.0</b>
Murder	0	0.0	0	0.0
Negligent Manslaughter	0	0.0	0	0.0
<b>Kidnaping/Abduction</b>	<b>0</b>	<b>0.0</b>	<b>0</b>	<b>0.0</b>
<b>Sex Offenses (Forcible) (Total)</b>	<b>0</b>	<b>0.0</b>	<b>0</b>	<b>0.0</b>
Forcible Rape	0	0.0	0	0.0
Forcible Sodomy	0	0.0	0	0.0
Sexual Assault W/Object	0	0.0	0	0.0
Forcible Fondling	0	0.0	0	0.0
<b>Robbery</b>	<b>0</b>	<b>0.0</b>	<b>0</b>	<b>0.0</b>
<b>Assault Offenses (Total)</b>	<b>0</b>	<b>0.0</b>	<b>0</b>	<b>0.0</b>
Aggravated Assault	0	0.0	0	0.0
Simple Assault	0	0.0	0	0.0
Intimidation	0	0.0	0	0.0
Stalking	0	0.0	0	0.0
<b>Arson</b>	<b>0</b>	<b>0.0</b>	<b>0</b>	<b>0.0</b>
<b>Extortion/Blackmail</b>	<b>0</b>	<b>0.0</b>	<b>0</b>	<b>0.0</b>
<b>Burglary</b>	<b>0</b>	<b>0.0</b>	<b>0</b>	<b>0.0</b>
<b>Larceny/Theft Offenses (Total)</b>	<b>0</b>	<b>0.0</b>	<b>0</b>	<b>0.0</b>
Theft - Pocket-picking	0	0.0	0	0.0
Theft - Purse Snatching	0	0.0	0	0.0
Theft - Shoplifting	0	0.0	0	0.0
Theft From Building	0	0.0	0	0.0
Theft From Coin Machine	0	0.0	0	0.0
Theft From Motor Vehicle	0	0.0	0	0.0
Theft of Motor Vehicle Parts	0	0.0	0	0.0
Theft - All Other Larceny	0	0.0	0	0.0
<b>Motor Vehicle Theft</b>	<b>0</b>	<b>0.0</b>	<b>0</b>	<b>0.0</b>
<b>Counterfeiting/Forgery</b>	<b>0</b>	<b>0.0</b>	<b>0</b>	<b>0.0</b>
<b>Fraud Offenses (Total)</b>	<b>0</b>	<b>0.0</b>	<b>0</b>	<b>0.0</b>
Fraud - False Pretenses	0	0.0	0	0.0
Fraud - Credit Card/ATM	0	0.0	0	0.0
Fraud - Impersonation	0	0.0	0	0.0
Fraud - Welfare	0	0.0	0	0.0
Fraud - Wire	0	0.0	0	0.0
<b>Embezzlement</b>	<b>0</b>	<b>0.0</b>	<b>0</b>	<b>0.0</b>
<b>Stolen Property Offenses</b>	<b>0</b>	<b>0.0</b>	<b>0</b>	<b>0.0</b>
<b>Destruction/Damage/Vandalism</b>	<b>0</b>	<b>0.0</b>	<b>0</b>	<b>0.0</b>
<b>Drug/Narcotic Violations (Total)</b>	<b>0</b>	<b>0.0</b>	<b>0</b>	<b>0.0</b>
Drug/Narcotic Violations	0	0.0	0	0.0
Drug/Narcotic Equipment Violations	0	0.0	0	0.0

GROUP A OFFENSES	Offense	Rate per 1,000	Cleared	% Cleared
<b>Sex Offenses (Nonforcible) (Total)</b>	<b>0</b>	<b>0.0</b>	<b>0</b>	<b>0.0</b>
Incest	0	0.0	0	0.0
Statutory Rape	0	0.0	0	0.0
<b>Pornography/Obscene Material</b>	<b>0</b>	<b>0.0</b>	<b>0</b>	<b>0.0</b>
<b>Gambling Offenses (Total)</b>	<b>0</b>	<b>0.0</b>	<b>0</b>	<b>0.0</b>
Gambling - Betting/Wagering	0	0.0	0	0.0
Gambling - Operating/Promoting	0	0.0	0	0.0
Gambling - Equipment Violations	0	0.0	0	0.0
Gambling - Sports Tampering	0	0.0	0	0.0
<b>Prostitution Offenses (Total)</b>	<b>0</b>	<b>0.0</b>	<b>0</b>	<b>0.0</b>
Prostitution	0	0.0	0	0.0
Prostitution Assisting/Promoting	0	0.0	0	0.0
<b>Bribery</b>	<b>0</b>	<b>0.0</b>	<b>0</b>	<b>0.0</b>
<b>Weapon Law Violations</b>	<b>0</b>	<b>0.0</b>	<b>0</b>	<b>0.0</b>

GROUP B OFFENSES	Offenses	Rate per 1,000
Bad Checks	0	0.0
Curfew/Vagrancy	0	0.0
Disorderly Conduct	0	0.0
DUI	0	0.0
Drunkenness	0	0.0
Family-Non Violent	0	0.0
Liquor Law Violations	0	0.0
Peeping Tom	0	0.0
Runaway	0	0.0
Trespass	0	0.0
All Other Offenses	0	0.0

2010 Fall Term Campus Population	
Undergraduate Enrollment	229
Graduate Enrollment	0
Staff Personnel	7
Faculty Personnel	9
Security Personnel	1
<b>Total Campus Population</b>	<b>246</b>



## Tennessee Technology Center at Jackson - 2010

GROUP A OFFENSES	Offense	Rate per 1,000	Cleared	% Cleared
<b>Homicide Offenses (Total)</b>	<b>0</b>	<b>0.0</b>	<b>0</b>	<b>0.0</b>
Murder	0	0.0	0	0.0
Negligent Manslaughter	0	0.0	0	0.0
<b>Kidnaping/Abduction</b>	<b>0</b>	<b>0.0</b>	<b>0</b>	<b>0.0</b>
<b>Sex Offenses (Forcible) (Total)</b>	<b>0</b>	<b>0.0</b>	<b>0</b>	<b>0.0</b>
Forcible Rape	0	0.0	0	0.0
Forcible Sodomy	0	0.0	0	0.0
Sexual Assault W/Object	0	0.0	0	0.0
Forcible Fondling	0	0.0	0	0.0
<b>Robbery</b>	<b>0</b>	<b>0.0</b>	<b>0</b>	<b>0.0</b>
<b>Assault Offenses (Total)</b>	<b>0</b>	<b>0.0</b>	<b>0</b>	<b>0.0</b>
Aggravated Assault	0	0.0	0	0.0
Simple Assault	0	0.0	0	0.0
Intimidation	0	0.0	0	0.0
Stalking	0	0.0	0	0.0
<b>Arson</b>	<b>0</b>	<b>0.0</b>	<b>0</b>	<b>0.0</b>
<b>Extortion/Blackmail</b>	<b>0</b>	<b>0.0</b>	<b>0</b>	<b>0.0</b>
<b>Burglary</b>	<b>0</b>	<b>0.0</b>	<b>0</b>	<b>0.0</b>
<b>Larceny/Theft Offenses (Total)</b>	<b>3</b>	<b>4.7</b>	<b>2</b>	<b>66.7</b>
Theft - Pocket-picking	0	0.0	0	0.0
Theft - Purse Snatching	0	0.0	0	0.0
Theft - Shoplifting	0	0.0	0	0.0
Theft From Building	1	1.6	1	100.0
Theft From Coin Machine	0	0.0	0	0.0
Theft From Motor Vehicle	0	0.0	0	0.0
Theft of Motor Vehicle Parts	2	3.1	1	50.0
Theft - All Other Larceny	0	0.0	0	0.0
<b>Motor Vehicle Theft</b>	<b>0</b>	<b>0.0</b>	<b>0</b>	<b>0.0</b>
<b>Counterfeiting/Forgery</b>	<b>0</b>	<b>0.0</b>	<b>0</b>	<b>0.0</b>
<b>Fraud Offenses (Total)</b>	<b>0</b>	<b>0.0</b>	<b>0</b>	<b>0.0</b>
Fraud - False Pretenses	0	0.0	0	0.0
Fraud - Credit Card/ATM	0	0.0	0	0.0
Fraud - Impersonation	0	0.0	0	0.0
Fraud - Welfare	0	0.0	0	0.0
Fraud - Wire	0	0.0	0	0.0
<b>Embezzlement</b>	<b>0</b>	<b>0.0</b>	<b>0</b>	<b>0.0</b>
<b>Stolen Property Offenses</b>	<b>0</b>	<b>0.0</b>	<b>0</b>	<b>0.0</b>
<b>Destruction/Damage/Vandalism</b>	<b>1</b>	<b>1.6</b>	<b>0</b>	<b>0.0</b>
<b>Drug/Narcotic Violations (Total)</b>	<b>0</b>	<b>0.0</b>	<b>0</b>	<b>0.0</b>
Drug/Narcotic Violations	0	0.0	0	0.0
Drug/Narcotic Equipment Violations	0	0.0	0	0.0

GROUP A OFFENSES	Offense	Rate per 1,000	Cleared	% Cleared
<b>Sex Offenses (Nonforcible) (Total)</b>	<b>0</b>	<b>0.0</b>	<b>0</b>	<b>0.0</b>
Incest	0	0.0	0	0.0
Statutory Rape	0	0.0	0	0.0
<b>Pornography/Obscene Material</b>	<b>0</b>	<b>0.0</b>	<b>0</b>	<b>0.0</b>
<b>Gambling Offenses (Total)</b>	<b>0</b>	<b>0.0</b>	<b>0</b>	<b>0.0</b>
Gambling - Betting/Wagering	0	0.0	0	0.0
Gambling - Operating/Promoting	0	0.0	0	0.0
Gambling - Equipment Violations	0	0.0	0	0.0
Gambling - Sports Tampering	0	0.0	0	0.0
<b>Prostitution Offenses (Total)</b>	<b>0</b>	<b>0.0</b>	<b>0</b>	<b>0.0</b>
Prostitution	0	0.0	0	0.0
Prostitution Assisting/Promoting	0	0.0	0	0.0
<b>Bribery</b>	<b>0</b>	<b>0.0</b>	<b>0</b>	<b>0.0</b>
<b>Weapon Law Violations</b>	<b>0</b>	<b>0.0</b>	<b>0</b>	<b>0.0</b>

GROUP B OFFENSES	Offenses	Rate per 1,000
Bad Checks	0	0.0
Curfew/Vagrancy	0	0.0
Disorderly Conduct	0	0.0
DUI	0	0.0
Drunkenness	0	0.0
Family-Non Violent	0	0.0
Liquor Law Violations	0	0.0
Peeping Tom	0	0.0
Runaway	0	0.0
Trespass	0	0.0
All Other Offenses	0	0.0

2010 Fall Term Campus Population	
Undergraduate Enrollment	587
Graduate Enrollment	0
Staff Personnel	23
Faculty Personnel	24
Security Personnel	0
<b>Total Campus Population</b>	<b>634</b>



## Tennessee Technology Center at Knoxville - 2010

GROUP A OFFENSES	Offense	Rate per 1,000	Cleared	% Cleared
<b>Homicide Offenses (Total)</b>	<b>0</b>	<b>0.0</b>	<b>0</b>	<b>0.0</b>
Murder	0	0.0	0	0.0
Negligent Manslaughter	0	0.0	0	0.0
<b>Kidnaping/Abduction</b>	<b>0</b>	<b>0.0</b>	<b>0</b>	<b>0.0</b>
<b>Sex Offenses (Forcible) (Total)</b>	<b>0</b>	<b>0.0</b>	<b>0</b>	<b>0.0</b>
Forcible Rape	0	0.0	0	0.0
Forcible Sodomy	0	0.0	0	0.0
Sexual Assault W/Object	0	0.0	0	0.0
Forcible Fondling	0	0.0	0	0.0
<b>Robbery</b>	<b>0</b>	<b>0.0</b>	<b>0</b>	<b>0.0</b>
<b>Assault Offenses (Total)</b>	<b>0</b>	<b>0.0</b>	<b>0</b>	<b>0.0</b>
Aggravated Assault	0	0.0	0	0.0
Simple Assault	0	0.0	0	0.0
Intimidation	0	0.0	0	0.0
Stalking	0	0.0	0	0.0
<b>Arson</b>	<b>0</b>	<b>0.0</b>	<b>0</b>	<b>0.0</b>
<b>Extortion/Blackmail</b>	<b>0</b>	<b>0.0</b>	<b>0</b>	<b>0.0</b>
<b>Burglary</b>	<b>1</b>	<b>1.1</b>	<b>0</b>	<b>0.0</b>
<b>Larceny/Theft Offenses (Total)</b>	<b>1</b>	<b>1.1</b>	<b>0</b>	<b>0.0</b>
Theft - Pocket-picking	0	0.0	0	0.0
Theft - Purse Snatching	0	0.0	0	0.0
Theft - Shoplifting	0	0.0	0	0.0
Theft From Building	0	0.0	0	0.0
Theft From Coin Machine	0	0.0	0	0.0
Theft From Motor Vehicle	0	0.0	0	0.0
Theft of Motor Vehicle Parts	1	1.1	0	0.0
Theft - All Other Larceny	0	0.0	0	0.0
<b>Motor Vehicle Theft</b>	<b>0</b>	<b>0.0</b>	<b>0</b>	<b>0.0</b>
<b>Counterfeiting/Forgery</b>	<b>0</b>	<b>0.0</b>	<b>0</b>	<b>0.0</b>
<b>Fraud Offenses (Total)</b>	<b>0</b>	<b>0.0</b>	<b>0</b>	<b>0.0</b>
Fraud - False Pretenses	0	0.0	0	0.0
Fraud - Credit Card/ATM	0	0.0	0	0.0
Fraud - Impersonation	0	0.0	0	0.0
Fraud - Welfare	0	0.0	0	0.0
Fraud - Wire	0	0.0	0	0.0
<b>Embezzlement</b>	<b>0</b>	<b>0.0</b>	<b>0</b>	<b>0.0</b>
<b>Stolen Property Offenses</b>	<b>0</b>	<b>0.0</b>	<b>0</b>	<b>0.0</b>
<b>Destruction/Damage/Vandalism</b>	<b>0</b>	<b>0.0</b>	<b>0</b>	<b>0.0</b>
<b>Drug/Narcotic Violations (Total)</b>	<b>0</b>	<b>0.0</b>	<b>0</b>	<b>0.0</b>
Drug/Narcotic Violations	0	0.0	0	0.0
Drug/Narcotic Equipment Violations	0	0.0	0	0.0

GROUP A OFFENSES	Offense	Rate per 1,000	Cleared	% Cleared
<b>Sex Offenses (Nonforcible) (Total)</b>	<b>0</b>	<b>0.0</b>	<b>0</b>	<b>0.0</b>
Incest	0	0.0	0	0.0
Statutory Rape	0	0.0	0	0.0
<b>Pornography/Obscene Material</b>	<b>0</b>	<b>0.0</b>	<b>0</b>	<b>0.0</b>
<b>Gambling Offenses (Total)</b>	<b>0</b>	<b>0.0</b>	<b>0</b>	<b>0.0</b>
Gambling - Betting/Wagering	0	0.0	0	0.0
Gambling - Operating/Promoting	0	0.0	0	0.0
Gambling - Equipment Violations	0	0.0	0	0.0
Gambling - Sports Tampering	0	0.0	0	0.0
<b>Prostitution Offenses (Total)</b>	<b>0</b>	<b>0.0</b>	<b>0</b>	<b>0.0</b>
Prostitution	0	0.0	0	0.0
Prostitution Assisting/Promoting	0	0.0	0	0.0
<b>Bribery</b>	<b>0</b>	<b>0.0</b>	<b>0</b>	<b>0.0</b>
<b>Weapon Law Violations</b>	<b>0</b>	<b>0.0</b>	<b>0</b>	<b>0.0</b>

GROUP B OFFENSES	Offenses	Rate per 1,000
Bad Checks	0	0.0
Curfew/Vagrancy	0	0.0
Disorderly Conduct	0	0.0
DUI	0	0.0
Drunkenness	0	0.0
Family-Non Violent	0	0.0
Liquor Law Violations	0	0.0
Peeping Tom	0	0.0
Runaway	0	0.0
Trespass	0	0.0
All Other Offenses	0	0.0

2010 Fall Term Campus Population	
Undergraduate Enrollment	660
Graduate Enrollment	0
Staff Personnel	15
Faculty Personnel	43
Security Personnel	0
<b>Total Campus Population</b>	<b>718</b>





## Tennessee Technology Center at Livingston - 2010

GROUP A OFFENSES	Offense	Rate per 1,000	Cleared	% Cleared
<b>Homicide Offenses (Total)</b>	<b>0</b>	<b>0.0</b>	<b>0</b>	<b>0.0</b>
Murder	0	0.0	0	0.0
Negligent Manslaughter	0	0.0	0	0.0
<b>Kidnaping/Abduction</b>	<b>0</b>	<b>0.0</b>	<b>0</b>	<b>0.0</b>
<b>Sex Offenses (Forcible) (Total)</b>	<b>0</b>	<b>0.0</b>	<b>0</b>	<b>0.0</b>
Forcible Rape	0	0.0	0	0.0
Forcible Sodomy	0	0.0	0	0.0
Sexual Assault W/Object	0	0.0	0	0.0
Forcible Fondling	0	0.0	0	0.0
<b>Robbery</b>	<b>0</b>	<b>0.0</b>	<b>0</b>	<b>0.0</b>
<b>Assault Offenses (Total)</b>	<b>0</b>	<b>0.0</b>	<b>0</b>	<b>0.0</b>
Aggravated Assault	0	0.0	0	0.0
Simple Assault	0	0.0	0	0.0
Intimidation	0	0.0	0	0.0
Stalking	0	0.0	0	0.0
<b>Arson</b>	<b>0</b>	<b>0.0</b>	<b>0</b>	<b>0.0</b>
<b>Extortion/Blackmail</b>	<b>0</b>	<b>0.0</b>	<b>0</b>	<b>0.0</b>
<b>Burglary</b>	<b>0</b>	<b>0.0</b>	<b>0</b>	<b>0.0</b>
<b>Larceny/Theft Offenses (Total)</b>	<b>0</b>	<b>0.0</b>	<b>0</b>	<b>0.0</b>
Theft - Pocket-picking	0	0.0	0	0.0
Theft - Purse Snatching	0	0.0	0	0.0
Theft - Shoplifting	0	0.0	0	0.0
Theft From Building	0	0.0	0	0.0
Theft From Coin Machine	0	0.0	0	0.0
Theft From Motor Vehicle	0	0.0	0	0.0
Theft of Motor Vehicle Parts	0	0.0	0	0.0
Theft - All Other Larceny	0	0.0	0	0.0
<b>Motor Vehicle Theft</b>	<b>0</b>	<b>0.0</b>	<b>0</b>	<b>0.0</b>
<b>Counterfeiting/Forgery</b>	<b>0</b>	<b>0.0</b>	<b>0</b>	<b>0.0</b>
<b>Fraud Offenses (Total)</b>	<b>0</b>	<b>0.0</b>	<b>0</b>	<b>0.0</b>
Fraud - False Pretenses	0	0.0	0	0.0
Fraud - Credit Card/ATM	0	0.0	0	0.0
Fraud - Impersonation	0	0.0	0	0.0
Fraud - Welfare	0	0.0	0	0.0
Fraud - Wire	0	0.0	0	0.0
<b>Embezzlement</b>	<b>0</b>	<b>0.0</b>	<b>0</b>	<b>0.0</b>
<b>Stolen Property Offenses</b>	<b>0</b>	<b>0.0</b>	<b>0</b>	<b>0.0</b>
<b>Destruction/Damage/Vandalism</b>	<b>0</b>	<b>0.0</b>	<b>0</b>	<b>0.0</b>
<b>Drug/Narcotic Violations (Total)</b>	<b>0</b>	<b>0.0</b>	<b>0</b>	<b>0.0</b>
Drug/Narcotic Violations	0	0.0	0	0.0
Drug/Narcotic Equipment Violations	0	0.0	0	0.0

GROUP A OFFENSES	Offense	Rate per 1,000	Cleared	% Cleared
<b>Sex Offenses (Nonforcible) (Total)</b>	<b>0</b>	<b>0.0</b>	<b>0</b>	<b>0.0</b>
Incest	0	0.0	0	0.0
Statutory Rape	0	0.0	0	0.0
<b>Pornography/Obscene Material</b>	<b>0</b>	<b>0.0</b>	<b>0</b>	<b>0.0</b>
<b>Gambling Offenses (Total)</b>	<b>0</b>	<b>0.0</b>	<b>0</b>	<b>0.0</b>
Gambling - Betting/Wagering	0	0.0	0	0.0
Gambling - Operating/Promoting	0	0.0	0	0.0
Gambling - Equipment Violations	0	0.0	0	0.0
Gambling - Sports Tampering	0	0.0	0	0.0
<b>Prostitution Offenses (Total)</b>	<b>0</b>	<b>0.0</b>	<b>0</b>	<b>0.0</b>
Prostitution	0	0.0	0	0.0
Prostitution Assisting/Promoting	0	0.0	0	0.0
<b>Bribery</b>	<b>0</b>	<b>0.0</b>	<b>0</b>	<b>0.0</b>
<b>Weapon Law Violations</b>	<b>0</b>	<b>0.0</b>	<b>0</b>	<b>0.0</b>

GROUP B OFFENSES	Offenses	Rate per 1,000
Bad Checks	0	0.0
Curfew/Vagrancy	0	0.0
Disorderly Conduct	0	0.0
DUI	0	0.0
Drunkenness	0	0.0
Family-Non Violent	0	0.0
Liquor Law Violations	0	0.0
Peeping Tom	0	0.0
Runaway	0	0.0
Trespass	0	0.0
All Other Offenses	0	0.0

2010 Fall Term Campus Population	
Undergraduate Enrollment	292
Graduate Enrollment	0
Staff Personnel	13
Faculty Personnel	18
Security Personnel	0
<b>Total Campus Population</b>	<b>323</b>



## Tennessee Technology Center at McKenzie - 2010

GROUP A OFFENSES	Offense	Rate per 1,000	Cleared	% Cleared
<b>Homicide Offenses (Total)</b>	<b>0</b>	<b>0.0</b>	<b>0</b>	<b>0.0</b>
Murder	0	0.0	0	0.0
Negligent Manslaughter	0	0.0	0	0.0
<b>Kidnaping/Abduction</b>	<b>0</b>	<b>0.0</b>	<b>0</b>	<b>0.0</b>
<b>Sex Offenses (Forcible) (Total)</b>	<b>0</b>	<b>0.0</b>	<b>0</b>	<b>0.0</b>
Forcible Rape	0	0.0	0	0.0
Forcible Sodomy	0	0.0	0	0.0
Sexual Assault W/Object	0	0.0	0	0.0
Forcible Fondling	0	0.0	0	0.0
<b>Robbery</b>	<b>0</b>	<b>0.0</b>	<b>0</b>	<b>0.0</b>
<b>Assault Offenses (Total)</b>	<b>0</b>	<b>0.0</b>	<b>0</b>	<b>0.0</b>
Aggravated Assault	0	0.0	0	0.0
Simple Assault	0	0.0	0	0.0
Intimidation	0	0.0	0	0.0
Stalking	0	0.0	0	0.0
<b>Arson</b>	<b>0</b>	<b>0.0</b>	<b>0</b>	<b>0.0</b>
<b>Extortion/Blackmail</b>	<b>0</b>	<b>0.0</b>	<b>0</b>	<b>0.0</b>
<b>Burglary</b>	<b>0</b>	<b>0.0</b>	<b>0</b>	<b>0.0</b>
<b>Larceny/Theft Offenses (Total)</b>	<b>0</b>	<b>0.0</b>	<b>0</b>	<b>0.0</b>
Theft - Pocket-picking	0	0.0	0	0.0
Theft - Purse Snatching	0	0.0	0	0.0
Theft - Shoplifting	0	0.0	0	0.0
Theft From Building	0	0.0	0	0.0
Theft From Coin Machine	0	0.0	0	0.0
Theft From Motor Vehicle	0	0.0	0	0.0
Theft of Motor Vehicle Parts	0	0.0	0	0.0
Theft - All Other Larceny	0	0.0	0	0.0
<b>Motor Vehicle Theft</b>	<b>0</b>	<b>0.0</b>	<b>0</b>	<b>0.0</b>
<b>Counterfeiting/Forgery</b>	<b>0</b>	<b>0.0</b>	<b>0</b>	<b>0.0</b>
<b>Fraud Offenses (Total)</b>	<b>0</b>	<b>0.0</b>	<b>0</b>	<b>0.0</b>
Fraud - False Pretenses	0	0.0	0	0.0
Fraud - Credit Card/ATM	0	0.0	0	0.0
Fraud - Impersonation	0	0.0	0	0.0
Fraud - Welfare	0	0.0	0	0.0
Fraud - Wire	0	0.0	0	0.0
<b>Embezzlement</b>	<b>0</b>	<b>0.0</b>	<b>0</b>	<b>0.0</b>
<b>Stolen Property Offenses</b>	<b>0</b>	<b>0.0</b>	<b>0</b>	<b>0.0</b>
<b>Destruction/Damage/Vandalism</b>	<b>0</b>	<b>0.0</b>	<b>0</b>	<b>0.0</b>
<b>Drug/Narcotic Violations (Total)</b>	<b>0</b>	<b>0.0</b>	<b>0</b>	<b>0.0</b>
Drug/Narcotic Violations	0	0.0	0	0.0
Drug/Narcotic Equipment Violations	0	0.0	0	0.0

GROUP A OFFENSES	Offense	Rate per 1,000	Cleared	% Cleared
<b>Sex Offenses (Nonforcible) (Total)</b>	<b>0</b>	<b>0.0</b>	<b>0</b>	<b>0.0</b>
Incest	0	0.0	0	0.0
Statutory Rape	0	0.0	0	0.0
<b>Pornography/Obscene Material</b>	<b>0</b>	<b>0.0</b>	<b>0</b>	<b>0.0</b>
<b>Gambling Offenses (Total)</b>	<b>0</b>	<b>0.0</b>	<b>0</b>	<b>0.0</b>
Gambling - Betting/Wagering	0	0.0	0	0.0
Gambling - Operating/Promoting	0	0.0	0	0.0
Gambling - Equipment Violations	0	0.0	0	0.0
Gambling - Sports Tampering	0	0.0	0	0.0
<b>Prostitution Offenses (Total)</b>	<b>0</b>	<b>0.0</b>	<b>0</b>	<b>0.0</b>
Prostitution	0	0.0	0	0.0
Prostitution Assisting/Promoting	0	0.0	0	0.0
<b>Bribery</b>	<b>0</b>	<b>0.0</b>	<b>0</b>	<b>0.0</b>
<b>Weapon Law Violations</b>	<b>0</b>	<b>0.0</b>	<b>0</b>	<b>0.0</b>

GROUP B OFFENSES	Offenses	Rate per 1,000
Bad Checks	0	0.0
Curfew/Vagrancy	0	0.0
Disorderly Conduct	0	0.0
DUI	0	0.0
Drunkenness	0	0.0
Family-Non Violent	0	0.0
Liquor Law Violations	0	0.0
Peeping Tom	0	0.0
Runaway	0	0.0
Trespass	0	0.0
All Other Offenses	0	0.0

2010 Fall Term Campus Population	
Undergraduate Enrollment	241
Graduate Enrollment	0
Staff Personnel	9
Faculty Personnel	11
Security Personnel	0
<b>Total Campus Population</b>	<b>261</b>



## Tennessee Technology Center at McMinnville - 2010

GROUP A OFFENSES	Offense	Rate per 1,000	Cleared	% Cleared
<b>Homicide Offenses (Total)</b>	<b>0</b>	<b>0.0</b>	<b>0</b>	<b>0.0</b>
Murder	0	0.0	0	0.0
Negligent Manslaughter	0	0.0	0	0.0
<b>Kidnaping/Abduction</b>	<b>0</b>	<b>0.0</b>	<b>0</b>	<b>0.0</b>
<b>Sex Offenses (Forcible) (Total)</b>	<b>0</b>	<b>0.0</b>	<b>0</b>	<b>0.0</b>
Forcible Rape	0	0.0	0	0.0
Forcible Sodomy	0	0.0	0	0.0
Sexual Assault W/Object	0	0.0	0	0.0
Forcible Fondling	0	0.0	0	0.0
<b>Robbery</b>	<b>0</b>	<b>0.0</b>	<b>0</b>	<b>0.0</b>
<b>Assault Offenses (Total)</b>	<b>0</b>	<b>0.0</b>	<b>0</b>	<b>0.0</b>
Aggravated Assault	0	0.0	0	0.0
Simple Assault	0	0.0	0	0.0
Intimidation	0	0.0	0	0.0
Stalking	0	0.0	0	0.0
<b>Arson</b>	<b>0</b>	<b>0.0</b>	<b>0</b>	<b>0.0</b>
<b>Extortion/Blackmail</b>	<b>0</b>	<b>0.0</b>	<b>0</b>	<b>0.0</b>
<b>Burglary</b>	<b>0</b>	<b>0.0</b>	<b>0</b>	<b>0.0</b>
<b>Larceny/Theft Offenses (Total)</b>	<b>0</b>	<b>0.0</b>	<b>0</b>	<b>0.0</b>
Theft - Pocket-picking	0	0.0	0	0.0
Theft - Purse Snatching	0	0.0	0	0.0
Theft - Shoplifting	0	0.0	0	0.0
Theft From Building	0	0.0	0	0.0
Theft From Coin Machine	0	0.0	0	0.0
Theft From Motor Vehicle	0	0.0	0	0.0
Theft of Motor Vehicle Parts	0	0.0	0	0.0
Theft - All Other Larceny	0	0.0	0	0.0
<b>Motor Vehicle Theft</b>	<b>0</b>	<b>0.0</b>	<b>0</b>	<b>0.0</b>
<b>Counterfeiting/Forgery</b>	<b>0</b>	<b>0.0</b>	<b>0</b>	<b>0.0</b>
<b>Fraud Offenses (Total)</b>	<b>0</b>	<b>0.0</b>	<b>0</b>	<b>0.0</b>
Fraud - False Pretenses	0	0.0	0	0.0
Fraud - Credit Card/ATM	0	0.0	0	0.0
Fraud - Impersonation	0	0.0	0	0.0
Fraud - Welfare	0	0.0	0	0.0
Fraud - Wire	0	0.0	0	0.0
<b>Embezzlement</b>	<b>0</b>	<b>0.0</b>	<b>0</b>	<b>0.0</b>
<b>Stolen Property Offenses</b>	<b>0</b>	<b>0.0</b>	<b>0</b>	<b>0.0</b>
<b>Destruction/Damage/Vandalism</b>	<b>0</b>	<b>0.0</b>	<b>0</b>	<b>0.0</b>
<b>Drug/Narcotic Violations (Total)</b>	<b>0</b>	<b>0.0</b>	<b>0</b>	<b>0.0</b>
Drug/Narcotic Violations	0	0.0	0	0.0
Drug/Narcotic Equipment Violations	0	0.0	0	0.0

GROUP A OFFENSES	Offense	Rate per 1,000	Cleared	% Cleared
<b>Sex Offenses (Nonforcible) (Total)</b>	<b>0</b>	<b>0.0</b>	<b>0</b>	<b>0.0</b>
Incest	0	0.0	0	0.0
Statutory Rape	0	0.0	0	0.0
<b>Pornography/Obscene Material</b>	<b>0</b>	<b>0.0</b>	<b>0</b>	<b>0.0</b>
<b>Gambling Offenses (Total)</b>	<b>0</b>	<b>0.0</b>	<b>0</b>	<b>0.0</b>
Gambling - Betting/Wagering	0	0.0	0	0.0
Gambling - Operating/Promoting	0	0.0	0	0.0
Gambling - Equipment Violations	0	0.0	0	0.0
Gambling - Sports Tampering	0	0.0	0	0.0
<b>Prostitution Offenses (Total)</b>	<b>0</b>	<b>0.0</b>	<b>0</b>	<b>0.0</b>
Prostitution	0	0.0	0	0.0
Prostitution Assisting/Promoting	0	0.0	0	0.0
<b>Bribery</b>	<b>0</b>	<b>0.0</b>	<b>0</b>	<b>0.0</b>
<b>Weapon Law Violations</b>	<b>0</b>	<b>0.0</b>	<b>0</b>	<b>0.0</b>

GROUP B OFFENSES	Offenses	Rate per 1,000
Bad Checks	0	0.0
Curfew/Vagrancy	0	0.0
Disorderly Conduct	0	0.0
DUI	0	0.0
Drunkenness	0	0.0
Family-Non Violent	0	0.0
Liquor Law Violations	0	0.0
Peeping Tom	0	0.0
Runaway	0	0.0
Trespass	0	0.0
All Other Offenses	0	0.0

2010 Fall Term Campus Population	
Undergraduate Enrollment	225
Graduate Enrollment	0
Staff Personnel	9
Faculty Personnel	17
Security Personnel	0
<b>Total Campus Population</b>	<b>251</b>



## Tennessee Technology Center at Memphis - 2010

GROUP A OFFENSES	Offense	Rate per 1,000	Cleared	% Cleared
<b>Homicide Offenses (Total)</b>	<b>0</b>	<b>0.0</b>	<b>0</b>	<b>0.0</b>
Murder	0	0.0	0	0.0
Negligent Manslaughter	0	0.0	0	0.0
<b>Kidnaping/Abduction</b>	<b>0</b>	<b>0.0</b>	<b>0</b>	<b>0.0</b>
<b>Sex Offenses (Forcible) (Total)</b>	<b>0</b>	<b>0.0</b>	<b>0</b>	<b>0.0</b>
Forcible Rape	0	0.0	0	0.0
Forcible Sodomy	0	0.0	0	0.0
Sexual Assault W/Object	0	0.0	0	0.0
Forcible Fondling	0	0.0	0	0.0
<b>Robbery</b>	<b>0</b>	<b>0.0</b>	<b>0</b>	<b>0.0</b>
<b>Assault Offenses (Total)</b>	<b>5</b>	<b>7.8</b>	<b>1</b>	<b>20.0</b>
Aggravated Assault	1	1.6	0	0.0
Simple Assault	1	1.6	0	0.0
Intimidation	2	3.1	0	0.0
Stalking	1	1.6	1	100.0
<b>Arson</b>	<b>0</b>	<b>0.0</b>	<b>0</b>	<b>0.0</b>
<b>Extortion/Blackmail</b>	<b>0</b>	<b>0.0</b>	<b>0</b>	<b>0.0</b>
<b>Burglary</b>	<b>0</b>	<b>0.0</b>	<b>0</b>	<b>0.0</b>
<b>Larceny/Theft Offenses (Total)</b>	<b>7</b>	<b>11.0</b>	<b>0</b>	<b>0.0</b>
Theft - Pocket-picking	0	0.0	0	0.0
Theft - Purse Snatching	0	0.0	0	0.0
Theft - Shoplifting	0	0.0	0	0.0
Theft From Building	4	6.3	0	0.0
Theft From Coin Machine	0	0.0	0	0.0
Theft From Motor Vehicle	2	3.1	0	0.0
Theft of Motor Vehicle Parts	1	1.6	0	0.0
Theft - All Other Larceny	0	0.0	0	0.0
<b>Motor Vehicle Theft</b>	<b>3</b>	<b>4.7</b>	<b>0</b>	<b>0.0</b>
<b>Counterfeiting/Forgery</b>	<b>0</b>	<b>0.0</b>	<b>0</b>	<b>0.0</b>
<b>Fraud Offenses (Total)</b>	<b>0</b>	<b>0.0</b>	<b>0</b>	<b>0.0</b>
Fraud - False Pretenses	0	0.0	0	0.0
Fraud - Credit Card/ATM	0	0.0	0	0.0
Fraud - Impersonation	0	0.0	0	0.0
Fraud - Welfare	0	0.0	0	0.0
Fraud - Wire	0	0.0	0	0.0
<b>Embezzlement</b>	<b>0</b>	<b>0.0</b>	<b>0</b>	<b>0.0</b>
<b>Stolen Property Offenses</b>	<b>0</b>	<b>0.0</b>	<b>0</b>	<b>0.0</b>
<b>Destruction/Damage/Vandalism</b>	<b>0</b>	<b>0.0</b>	<b>0</b>	<b>0.0</b>
<b>Drug/Narcotic Violations (Total)</b>	<b>0</b>	<b>0.0</b>	<b>0</b>	<b>0.0</b>
Drug/Narcotic Violations	0	0.0	0	0.0
Drug/Narcotic Equipment Violations	0	0.0	0	0.0

GROUP A OFFENSES	Offense	Rate per 1,000	Cleared	% Cleared
<b>Sex Offenses (Nonforcible) (Total)</b>	<b>0</b>	<b>0.0</b>	<b>0</b>	<b>0.0</b>
Incest	0	0.0	0	0.0
Statutory Rape	0	0.0	0	0.0
<b>Pornography/Obscene Material</b>	<b>0</b>	<b>0.0</b>	<b>0</b>	<b>0.0</b>
<b>Gambling Offenses (Total)</b>	<b>0</b>	<b>0.0</b>	<b>0</b>	<b>0.0</b>
Gambling - Betting/Wagering	0	0.0	0	0.0
Gambling - Operating/Promoting	0	0.0	0	0.0
Gambling - Equipment Violations	0	0.0	0	0.0
Gambling - Sports Tampering	0	0.0	0	0.0
<b>Prostitution Offenses (Total)</b>	<b>0</b>	<b>0.0</b>	<b>0</b>	<b>0.0</b>
Prostitution	0	0.0	0	0.0
Prostitution Assisting/Promoting	0	0.0	0	0.0
<b>Bribery</b>	<b>0</b>	<b>0.0</b>	<b>0</b>	<b>0.0</b>
<b>Weapon Law Violations</b>	<b>0</b>	<b>0.0</b>	<b>0</b>	<b>0.0</b>

GROUP B OFFENSES	Offenses	Rate per 1,000
Bad Checks	0	0.0
Curfew/Vagrancy	0	0.0
Disorderly Conduct	0	0.0
DUI	0	0.0
Drunkenness	0	0.0
Family-Non Violent	0	0.0
Liquor Law Violations	0	0.0
Peeping Tom	0	0.0
Runaway	0	0.0
Trespass	0	0.0
All Other Offenses	0	0.0

2010 Fall Term Campus Population	
Undergraduate Enrollment	646
Graduate Enrollment	0
Staff Personnel	23
Faculty Personnel	40
Security Personnel	2
<b>Total Campus Population</b>	<b>711</b>



## Tennessee Technology Center at Morristown - 2010

GROUP A OFFENSES	Offense	Rate per 1,000	Cleared	% Cleared
<b>Homicide Offenses (Total)</b>	<b>0</b>	<b>0.0</b>	<b>0</b>	<b>0.0</b>
Murder	0	0.0	0	0.0
Negligent Manslaughter	0	0.0	0	0.0
<b>Kidnaping/Abduction</b>	<b>0</b>	<b>0.0</b>	<b>0</b>	<b>0.0</b>
<b>Sex Offenses (Forcible) (Total)</b>	<b>0</b>	<b>0.0</b>	<b>0</b>	<b>0.0</b>
Forcible Rape	0	0.0	0	0.0
Forcible Sodomy	0	0.0	0	0.0
Sexual Assault W/Object	0	0.0	0	0.0
Forcible Fondling	0	0.0	0	0.0
<b>Robbery</b>	<b>0</b>	<b>0.0</b>	<b>0</b>	<b>0.0</b>
<b>Assault Offenses (Total)</b>	<b>0</b>	<b>0.0</b>	<b>0</b>	<b>0.0</b>
Aggravated Assault	0	0.0	0	0.0
Simple Assault	0	0.0	0	0.0
Intimidation	0	0.0	0	0.0
Stalking	0	0.0	0	0.0
<b>Arson</b>	<b>0</b>	<b>0.0</b>	<b>0</b>	<b>0.0</b>
<b>Extortion/Blackmail</b>	<b>0</b>	<b>0.0</b>	<b>0</b>	<b>0.0</b>
<b>Burglary</b>	<b>0</b>	<b>0.0</b>	<b>0</b>	<b>0.0</b>
<b>Larceny/Theft Offenses (Total)</b>	<b>0</b>	<b>0.0</b>	<b>0</b>	<b>0.0</b>
Theft - Pocket-picking	0	0.0	0	0.0
Theft - Purse Snatching	0	0.0	0	0.0
Theft - Shoplifting	0	0.0	0	0.0
Theft From Building	0	0.0	0	0.0
Theft From Coin Machine	0	0.0	0	0.0
Theft From Motor Vehicle	0	0.0	0	0.0
Theft of Motor Vehicle Parts	0	0.0	0	0.0
Theft - All Other Larceny	0	0.0	0	0.0
<b>Motor Vehicle Theft</b>	<b>0</b>	<b>0.0</b>	<b>0</b>	<b>0.0</b>
<b>Counterfeiting/Forgery</b>	<b>0</b>	<b>0.0</b>	<b>0</b>	<b>0.0</b>
<b>Fraud Offenses (Total)</b>	<b>0</b>	<b>0.0</b>	<b>0</b>	<b>0.0</b>
Fraud - False Pretenses	0	0.0	0	0.0
Fraud - Credit Card/ATM	0	0.0	0	0.0
Fraud - Impersonation	0	0.0	0	0.0
Fraud - Welfare	0	0.0	0	0.0
Fraud - Wire	0	0.0	0	0.0
<b>Embezzlement</b>	<b>0</b>	<b>0.0</b>	<b>0</b>	<b>0.0</b>
<b>Stolen Property Offenses</b>	<b>0</b>	<b>0.0</b>	<b>0</b>	<b>0.0</b>
<b>Destruction/Damage/Vandalism</b>	<b>0</b>	<b>0.0</b>	<b>0</b>	<b>0.0</b>
<b>Drug/Narcotic Violations (Total)</b>	<b>0</b>	<b>0.0</b>	<b>0</b>	<b>0.0</b>
Drug/Narcotic Violations	0	0.0	0	0.0
Drug/Narcotic Equipment Violations	0	0.0	0	0.0

GROUP A OFFENSES	Offense	Rate per 1,000	Cleared	% Cleared
<b>Sex Offenses (Nonforcible) (Total)</b>	<b>0</b>	<b>0.0</b>	<b>0</b>	<b>0.0</b>
Incest	0	0.0	0	0.0
Statutory Rape	0	0.0	0	0.0
<b>Pornography/Obscene Material</b>	<b>0</b>	<b>0.0</b>	<b>0</b>	<b>0.0</b>
<b>Gambling Offenses (Total)</b>	<b>0</b>	<b>0.0</b>	<b>0</b>	<b>0.0</b>
Gambling - Betting/Wagering	0	0.0	0	0.0
Gambling - Operating/Promoting	0	0.0	0	0.0
Gambling - Equipment Violations	0	0.0	0	0.0
Gambling - Sports Tampering	0	0.0	0	0.0
<b>Prostitution Offenses (Total)</b>	<b>0</b>	<b>0.0</b>	<b>0</b>	<b>0.0</b>
Prostitution	0	0.0	0	0.0
Prostitution Assisting/Promoting	0	0.0	0	0.0
<b>Bribery</b>	<b>0</b>	<b>0.0</b>	<b>0</b>	<b>0.0</b>
<b>Weapon Law Violations</b>	<b>0</b>	<b>0.0</b>	<b>0</b>	<b>0.0</b>

GROUP B OFFENSES	Offenses	Rate per 1,000
Bad Checks	0	0.0
Curfew/Vagrancy	0	0.0
Disorderly Conduct	0	0.0
DUI	0	0.0
Drunkenness	0	0.0
Family-Non Violent	0	0.0
Liquor Law Violations	0	0.0
Peeping Tom	0	0.0
Runaway	0	0.0
Trespass	0	0.0
All Other Offenses	0	0.0

2010 Fall Term Campus Population	
Undergraduate Enrollment	638
Graduate Enrollment	0
Staff Personnel	18
Faculty Personnel	30
Security Personnel	0
<b>Total Campus Population</b>	<b>686</b>



## Tennessee Technology Center at Murfreesboro - 2010

GROUP A OFFENSES	Offense	Rate per 1,000	Cleared	% Cleared
<b>Homicide Offenses (Total)</b>	<b>0</b>	<b>0.0</b>	<b>0</b>	<b>0.0</b>
Murder	0	0.0	0	0.0
Negligent Manslaughter	0	0.0	0	0.0
<b>Kidnaping/Abduction</b>	<b>0</b>	<b>0.0</b>	<b>0</b>	<b>0.0</b>
<b>Sex Offenses (Forcible) (Total)</b>	<b>0</b>	<b>0.0</b>	<b>0</b>	<b>0.0</b>
Forcible Rape	0	0.0	0	0.0
Forcible Sodomy	0	0.0	0	0.0
Sexual Assault W/Object	0	0.0	0	0.0
Forcible Fondling	0	0.0	0	0.0
<b>Robbery</b>	<b>0</b>	<b>0.0</b>	<b>0</b>	<b>0.0</b>
<b>Assault Offenses (Total)</b>	<b>0</b>	<b>0.0</b>	<b>0</b>	<b>0.0</b>
Aggravated Assault	0	0.0	0	0.0
Simple Assault	0	0.0	0	0.0
Intimidation	0	0.0	0	0.0
Stalking	0	0.0	0	0.0
<b>Arson</b>	<b>0</b>	<b>0.0</b>	<b>0</b>	<b>0.0</b>
<b>Extortion/Blackmail</b>	<b>0</b>	<b>0.0</b>	<b>0</b>	<b>0.0</b>
<b>Burglary</b>	<b>0</b>	<b>0.0</b>	<b>0</b>	<b>0.0</b>
<b>Larceny/Theft Offenses (Total)</b>	<b>1</b>	<b>2.7</b>	<b>0</b>	<b>0.0</b>
Theft - Pocket-picking	0	0.0	0	0.0
Theft - Purse Snatching	0	0.0	0	0.0
Theft - Shoplifting	0	0.0	0	0.0
Theft From Building	0	0.0	0	0.0
Theft From Coin Machine	0	0.0	0	0.0
Theft From Motor Vehicle	0	0.0	0	0.0
Theft of Motor Vehicle Parts	1	2.7	0	0.0
Theft - All Other Larceny	0	0.0	0	0.0
<b>Motor Vehicle Theft</b>	<b>0</b>	<b>0.0</b>	<b>0</b>	<b>0.0</b>
<b>Counterfeiting/Forgery</b>	<b>0</b>	<b>0.0</b>	<b>0</b>	<b>0.0</b>
<b>Fraud Offenses (Total)</b>	<b>0</b>	<b>0.0</b>	<b>0</b>	<b>0.0</b>
Fraud - False Pretenses	0	0.0	0	0.0
Fraud - Credit Card/ATM	0	0.0	0	0.0
Fraud - Impersonation	0	0.0	0	0.0
Fraud - Welfare	0	0.0	0	0.0
Fraud - Wire	0	0.0	0	0.0
<b>Embezzlement</b>	<b>0</b>	<b>0.0</b>	<b>0</b>	<b>0.0</b>
<b>Stolen Property Offenses</b>	<b>0</b>	<b>0.0</b>	<b>0</b>	<b>0.0</b>
<b>Destruction/Damage/Vandalism</b>	<b>0</b>	<b>0.0</b>	<b>0</b>	<b>0.0</b>
<b>Drug/Narcotic Violations (Total)</b>	<b>0</b>	<b>0.0</b>	<b>0</b>	<b>0.0</b>
Drug/Narcotic Violations	0	0.0	0	0.0
Drug/Narcotic Equipment Violations	0	0.0	0	0.0

GROUP A OFFENSES	Offense	Rate per 1,000	Cleared	% Cleared
<b>Sex Offenses (Nonforcible) (Total)</b>	<b>0</b>	<b>0.0</b>	<b>0</b>	<b>0.0</b>
Incest	0	0.0	0	0.0
Statutory Rape	0	0.0	0	0.0
<b>Pornography/Obscene Material</b>	<b>0</b>	<b>0.0</b>	<b>0</b>	<b>0.0</b>
<b>Gambling Offenses (Total)</b>	<b>0</b>	<b>0.0</b>	<b>0</b>	<b>0.0</b>
Gambling - Betting/Wagering	0	0.0	0	0.0
Gambling - Operating/Promoting	0	0.0	0	0.0
Gambling - Equipment Violations	0	0.0	0	0.0
Gambling - Sports Tampering	0	0.0	0	0.0
<b>Prostitution Offenses (Total)</b>	<b>0</b>	<b>0.0</b>	<b>0</b>	<b>0.0</b>
Prostitution	0	0.0	0	0.0
Prostitution Assisting/Promoting	0	0.0	0	0.0
<b>Bribery</b>	<b>0</b>	<b>0.0</b>	<b>0</b>	<b>0.0</b>
<b>Weapon Law Violations</b>	<b>0</b>	<b>0.0</b>	<b>0</b>	<b>0.0</b>

GROUP B OFFENSES	Offenses	Rate per 1,000
Bad Checks	0	0.0
Curfew/Vagrancy	0	0.0
Disorderly Conduct	0	0.0
DUI	0	0.0
Drunkenness	0	0.0
Family-Non Violent	0	0.0
Liquor Law Violations	0	0.0
Peeping Tom	0	0.0
Runaway	0	0.0
Trespass	0	0.0
All Other Offenses	0	0.0

2010 Fall Term Campus Population	
Undergraduate Enrollment	378
Graduate Enrollment	0
Staff Personnel	13
Faculty Personnel	17
Security Personnel	1
<b>Total Campus Population</b>	<b>409</b>



## Tennessee Technology Center at Nashville - 2010

GROUP A OFFENSES	Offense	Rate per 1,000	Cleared	% Cleared
<b>Homicide Offenses (Total)</b>	<b>0</b>	<b>0.0</b>	<b>0</b>	<b>0.0</b>
Murder	0	0.0	0	0.0
Negligent Manslaughter	0	0.0	0	0.0
<b>Kidnaping/Abduction</b>	<b>0</b>	<b>0.0</b>	<b>0</b>	<b>0.0</b>
<b>Sex Offenses (Forcible) (Total)</b>	<b>0</b>	<b>0.0</b>	<b>0</b>	<b>0.0</b>
Forcible Rape	0	0.0	0	0.0
Forcible Sodomy	0	0.0	0	0.0
Sexual Assault W/Object	0	0.0	0	0.0
Forcible Fondling	0	0.0	0	0.0
<b>Robbery</b>	<b>0</b>	<b>0.0</b>	<b>0</b>	<b>0.0</b>
<b>Assault Offenses (Total)</b>	<b>0</b>	<b>0.0</b>	<b>0</b>	<b>0.0</b>
Aggravated Assault	0	0.0	0	0.0
Simple Assault	0	0.0	0	0.0
Intimidation	0	0.0	0	0.0
Stalking	0	0.0	0	0.0
<b>Arson</b>	<b>0</b>	<b>0.0</b>	<b>0</b>	<b>0.0</b>
<b>Extortion/Blackmail</b>	<b>0</b>	<b>0.0</b>	<b>0</b>	<b>0.0</b>
<b>Burglary</b>	<b>0</b>	<b>0.0</b>	<b>0</b>	<b>0.0</b>
<b>Larceny/Theft Offenses (Total)</b>	<b>0</b>	<b>0.0</b>	<b>0</b>	<b>0.0</b>
Theft - Pocket-picking	0	0.0	0	0.0
Theft - Purse Snatching	0	0.0	0	0.0
Theft - Shoplifting	0	0.0	0	0.0
Theft From Building	0	0.0	0	0.0
Theft From Coin Machine	0	0.0	0	0.0
Theft From Motor Vehicle	0	0.0	0	0.0
Theft of Motor Vehicle Parts	0	0.0	0	0.0
Theft - All Other Larceny	0	0.0	0	0.0
<b>Motor Vehicle Theft</b>	<b>0</b>	<b>0.0</b>	<b>0</b>	<b>0.0</b>
<b>Counterfeiting/Forgery</b>	<b>0</b>	<b>0.0</b>	<b>0</b>	<b>0.0</b>
<b>Fraud Offenses (Total)</b>	<b>0</b>	<b>0.0</b>	<b>0</b>	<b>0.0</b>
Fraud - False Pretenses	0	0.0	0	0.0
Fraud - Credit Card/ATM	0	0.0	0	0.0
Fraud - Impersonation	0	0.0	0	0.0
Fraud - Welfare	0	0.0	0	0.0
Fraud - Wire	0	0.0	0	0.0
<b>Embezzlement</b>	<b>0</b>	<b>0.0</b>	<b>0</b>	<b>0.0</b>
<b>Stolen Property Offenses</b>	<b>0</b>	<b>0.0</b>	<b>0</b>	<b>0.0</b>
<b>Destruction/Damage/Vandalism</b>	<b>0</b>	<b>0.0</b>	<b>0</b>	<b>0.0</b>
<b>Drug/Narcotic Violations (Total)</b>	<b>0</b>	<b>0.0</b>	<b>0</b>	<b>0.0</b>
Drug/Narcotic Violations	0	0.0	0	0.0
Drug/Narcotic Equipment Violations	0	0.0	0	0.0

GROUP A OFFENSES	Offense	Rate per 1,000	Cleared	% Cleared
<b>Sex Offenses (Nonforcible) (Total)</b>	<b>0</b>	<b>0.0</b>	<b>0</b>	<b>0.0</b>
Incest	0	0.0	0	0.0
Statutory Rape	0	0.0	0	0.0
<b>Pornography/Obscene Material</b>	<b>0</b>	<b>0.0</b>	<b>0</b>	<b>0.0</b>
<b>Gambling Offenses (Total)</b>	<b>0</b>	<b>0.0</b>	<b>0</b>	<b>0.0</b>
Gambling - Betting/Wagering	0	0.0	0	0.0
Gambling - Operating/Promoting	0	0.0	0	0.0
Gambling - Equipment Violations	0	0.0	0	0.0
Gambling - Sports Tampering	0	0.0	0	0.0
<b>Prostitution Offenses (Total)</b>	<b>0</b>	<b>0.0</b>	<b>0</b>	<b>0.0</b>
Prostitution	0	0.0	0	0.0
Prostitution Assisting/Promoting	0	0.0	0	0.0
<b>Bribery</b>	<b>0</b>	<b>0.0</b>	<b>0</b>	<b>0.0</b>
<b>Weapon Law Violations</b>	<b>0</b>	<b>0.0</b>	<b>0</b>	<b>0.0</b>

GROUP B OFFENSES	Offenses	Rate per 1,000
Bad Checks	0	0.0
Curfew/Vagrancy	0	0.0
Disorderly Conduct	0	0.0
DUI	0	0.0
Drunkenness	0	0.0
Family-Non Violent	0	0.0
Liquor Law Violations	0	0.0
Peeping Tom	0	0.0
Runaway	0	0.0
Trespass	0	0.0
All Other Offenses	0	0.0

2010 Fall Term Campus Population	
Undergraduate Enrollment	718
Graduate Enrollment	0
Staff Personnel	26
Faculty Personnel	48
Security Personnel	2
<b>Total Campus Population</b>	<b>794</b>



## Tennessee Technology Center at Newbern - 2010

GROUP A OFFENSES	Offense	Rate per 1,000	Cleared	% Cleared
<b>Homicide Offenses (Total)</b>	<b>0</b>	<b>0.0</b>	<b>0</b>	<b>0.0</b>
Murder	0	0.0	0	0.0
Negligent Manslaughter	0	0.0	0	0.0
<b>Kidnaping/Abduction</b>	<b>0</b>	<b>0.0</b>	<b>0</b>	<b>0.0</b>
<b>Sex Offenses (Forcible) (Total)</b>	<b>0</b>	<b>0.0</b>	<b>0</b>	<b>0.0</b>
Forcible Rape	0	0.0	0	0.0
Forcible Sodomy	0	0.0	0	0.0
Sexual Assault W/Object	0	0.0	0	0.0
Forcible Fondling	0	0.0	0	0.0
<b>Robbery</b>	<b>0</b>	<b>0.0</b>	<b>0</b>	<b>0.0</b>
<b>Assault Offenses (Total)</b>	<b>0</b>	<b>0.0</b>	<b>0</b>	<b>0.0</b>
Aggravated Assault	0	0.0	0	0.0
Simple Assault	0	0.0	0	0.0
Intimidation	0	0.0	0	0.0
Stalking	0	0.0	0	0.0
<b>Arson</b>	<b>0</b>	<b>0.0</b>	<b>0</b>	<b>0.0</b>
<b>Extortion/Blackmail</b>	<b>0</b>	<b>0.0</b>	<b>0</b>	<b>0.0</b>
<b>Burglary</b>	<b>0</b>	<b>0.0</b>	<b>0</b>	<b>0.0</b>
<b>Larceny/Theft Offenses (Total)</b>	<b>0</b>	<b>0.0</b>	<b>0</b>	<b>0.0</b>
Theft - Pocket-picking	0	0.0	0	0.0
Theft - Purse Snatching	0	0.0	0	0.0
Theft - Shoplifting	0	0.0	0	0.0
Theft From Building	0	0.0	0	0.0
Theft From Coin Machine	0	0.0	0	0.0
Theft From Motor Vehicle	0	0.0	0	0.0
Theft of Motor Vehicle Parts	0	0.0	0	0.0
Theft - All Other Larceny	0	0.0	0	0.0
<b>Motor Vehicle Theft</b>	<b>0</b>	<b>0.0</b>	<b>0</b>	<b>0.0</b>
<b>Counterfeiting/Forgery</b>	<b>0</b>	<b>0.0</b>	<b>0</b>	<b>0.0</b>
<b>Fraud Offenses (Total)</b>	<b>0</b>	<b>0.0</b>	<b>0</b>	<b>0.0</b>
Fraud - False Pretenses	0	0.0	0	0.0
Fraud - Credit Card/ATM	0	0.0	0	0.0
Fraud - Impersonation	0	0.0	0	0.0
Fraud - Welfare	0	0.0	0	0.0
Fraud - Wire	0	0.0	0	0.0
<b>Embezzlement</b>	<b>0</b>	<b>0.0</b>	<b>0</b>	<b>0.0</b>
<b>Stolen Property Offenses</b>	<b>0</b>	<b>0.0</b>	<b>0</b>	<b>0.0</b>
<b>Destruction/Damage/Vandalism</b>	<b>0</b>	<b>0.0</b>	<b>0</b>	<b>0.0</b>
<b>Drug/Narcotic Violations (Total)</b>	<b>0</b>	<b>0.0</b>	<b>0</b>	<b>0.0</b>
Drug/Narcotic Violations	0	0.0	0	0.0
Drug/Narcotic Equipment Violations	0	0.0	0	0.0

GROUP A OFFENSES	Offense	Rate per 1,000	Cleared	% Cleared
<b>Sex Offenses (Nonforcible) (Total)</b>	<b>0</b>	<b>0.0</b>	<b>0</b>	<b>0.0</b>
Incest	0	0.0	0	0.0
Statutory Rape	0	0.0	0	0.0
<b>Pornography/Obscene Material</b>	<b>0</b>	<b>0.0</b>	<b>0</b>	<b>0.0</b>
<b>Gambling Offenses (Total)</b>	<b>0</b>	<b>0.0</b>	<b>0</b>	<b>0.0</b>
Gambling - Betting/Wagering	0	0.0	0	0.0
Gambling - Operating/Promoting	0	0.0	0	0.0
Gambling - Equipment Violations	0	0.0	0	0.0
Gambling - Sports Tampering	0	0.0	0	0.0
<b>Prostitution Offenses (Total)</b>	<b>0</b>	<b>0.0</b>	<b>0</b>	<b>0.0</b>
Prostitution	0	0.0	0	0.0
Prostitution Assisting/Promoting	0	0.0	0	0.0
<b>Bribery</b>	<b>0</b>	<b>0.0</b>	<b>0</b>	<b>0.0</b>
<b>Weapon Law Violations</b>	<b>0</b>	<b>0.0</b>	<b>0</b>	<b>0.0</b>

GROUP B OFFENSES	Offenses	Rate per 1,000
Bad Checks	0	0.0
Curfew/Vagrancy	0	0.0
Disorderly Conduct	0	0.0
DUI	0	0.0
Drunkenness	0	0.0
Family-Non Violent	0	0.0
Liquor Law Violations	0	0.0
Peeping Tom	0	0.0
Runaway	0	0.0
Trespass	0	0.0
All Other Offenses	0	0.0

2010 Fall Term Campus Population	
Undergraduate Enrollment	261
Graduate Enrollment	0
Staff Personnel	9
Faculty Personnel	10
Security Personnel	0
<b>Total Campus Population</b>	<b>280</b>





## Tennessee Technology Center at Oneida - 2010

GROUP A OFFENSES	Offense	Rate per 1,000	Cleared	% Cleared
<b>Homicide Offenses (Total)</b>	<b>0</b>	<b>0.0</b>	<b>0</b>	<b>0.0</b>
Murder	0	0.0	0	0.0
Negligent Manslaughter	0	0.0	0	0.0
<b>Kidnaping/Abduction</b>	<b>0</b>	<b>0.0</b>	<b>0</b>	<b>0.0</b>
<b>Sex Offenses (Forcible) (Total)</b>	<b>0</b>	<b>0.0</b>	<b>0</b>	<b>0.0</b>
Forcible Rape	0	0.0	0	0.0
Forcible Sodomy	0	0.0	0	0.0
Sexual Assault W/Object	0	0.0	0	0.0
Forcible Fondling	0	0.0	0	0.0
<b>Robbery</b>	<b>0</b>	<b>0.0</b>	<b>0</b>	<b>0.0</b>
<b>Assault Offenses (Total)</b>	<b>0</b>	<b>0.0</b>	<b>0</b>	<b>0.0</b>
Aggravated Assault	0	0.0	0	0.0
Simple Assault	0	0.0	0	0.0
Intimidation	0	0.0	0	0.0
Stalking	0	0.0	0	0.0
<b>Arson</b>	<b>0</b>	<b>0.0</b>	<b>0</b>	<b>0.0</b>
<b>Extortion/Blackmail</b>	<b>0</b>	<b>0.0</b>	<b>0</b>	<b>0.0</b>
<b>Burglary</b>	<b>0</b>	<b>0.0</b>	<b>0</b>	<b>0.0</b>
<b>Larceny/Theft Offenses (Total)</b>	<b>1</b>	<b>2.2</b>	<b>0</b>	<b>0.0</b>
Theft - Pocket-picking	0	0.0	0	0.0
Theft - Purse Snatching	0	0.0	0	0.0
Theft - Shoplifting	0	0.0	0	0.0
Theft From Building	1	2.2	0	0.0
Theft From Coin Machine	0	0.0	0	0.0
Theft From Motor Vehicle	0	0.0	0	0.0
Theft of Motor Vehicle Parts	0	0.0	0	0.0
Theft - All Other Larceny	0	0.0	0	0.0
<b>Motor Vehicle Theft</b>	<b>0</b>	<b>0.0</b>	<b>0</b>	<b>0.0</b>
<b>Counterfeiting/Forgery</b>	<b>0</b>	<b>0.0</b>	<b>0</b>	<b>0.0</b>
<b>Fraud Offenses (Total)</b>	<b>0</b>	<b>0.0</b>	<b>0</b>	<b>0.0</b>
Fraud - False Pretenses	0	0.0	0	0.0
Fraud - Credit Card/ATM	0	0.0	0	0.0
Fraud - Impersonation	0	0.0	0	0.0
Fraud - Welfare	0	0.0	0	0.0
Fraud - Wire	0	0.0	0	0.0
<b>Embezzlement</b>	<b>0</b>	<b>0.0</b>	<b>0</b>	<b>0.0</b>
<b>Stolen Property Offenses</b>	<b>0</b>	<b>0.0</b>	<b>0</b>	<b>0.0</b>
<b>Destruction/Damage/Vandalism</b>	<b>0</b>	<b>0.0</b>	<b>0</b>	<b>0.0</b>
<b>Drug/Narcotic Violations (Total)</b>	<b>0</b>	<b>0.0</b>	<b>0</b>	<b>0.0</b>
Drug/Narcotic Violations	0	0.0	0	0.0
Drug/Narcotic Equipment Violations	0	0.0	0	0.0

GROUP A OFFENSES	Offense	Rate per 1,000	Cleared	% Cleared
<b>Sex Offenses (Nonforcible) (Total)</b>	<b>0</b>	<b>0.0</b>	<b>0</b>	<b>0.0</b>
Incest	0	0.0	0	0.0
Statutory Rape	0	0.0	0	0.0
<b>Pornography/Obscene Material</b>	<b>0</b>	<b>0.0</b>	<b>0</b>	<b>0.0</b>
<b>Gambling Offenses (Total)</b>	<b>0</b>	<b>0.0</b>	<b>0</b>	<b>0.0</b>
Gambling - Betting/Wagering	0	0.0	0	0.0
Gambling - Operating/Promoting	0	0.0	0	0.0
Gambling - Equipment Violations	0	0.0	0	0.0
Gambling - Sports Tampering	0	0.0	0	0.0
<b>Prostitution Offenses (Total)</b>	<b>0</b>	<b>0.0</b>	<b>0</b>	<b>0.0</b>
Prostitution	0	0.0	0	0.0
Prostitution Assisting/Promoting	0	0.0	0	0.0
<b>Bribery</b>	<b>0</b>	<b>0.0</b>	<b>0</b>	<b>0.0</b>
<b>Weapon Law Violations</b>	<b>0</b>	<b>0.0</b>	<b>0</b>	<b>0.0</b>

GROUP B OFFENSES	Offenses	Rate per 1,000
Bad Checks	0	0.0
Curfew/Vagrancy	0	0.0
Disorderly Conduct	0	0.0
DUI	0	0.0
Drunkenness	0	0.0
Family-Non Violent	0	0.0
Liquor Law Violations	0	0.0
Peeping Tom	0	0.0
Runaway	0	0.0
Trespass	0	0.0
All Other Offenses	0	0.0

2010 Fall Term Campus Population	
Undergraduate Enrollment	366
Graduate Enrollment	0
Staff Personnel	13
Faculty Personnel	20
Security Personnel	0
<b>Total Campus Population</b>	<b>399</b>



## Tennessee Technology Center at Paris - 2010

GROUP A OFFENSES	Offense	Rate per 1,000	Cleared	% Cleared
<b>Homicide Offenses (Total)</b>	<b>0</b>	<b>0.0</b>	<b>0</b>	<b>0.0</b>
Murder	0	0.0	0	0.0
Negligent Manslaughter	0	0.0	0	0.0
<b>Kidnaping/Abduction</b>	<b>0</b>	<b>0.0</b>	<b>0</b>	<b>0.0</b>
<b>Sex Offenses (Forcible) (Total)</b>	<b>0</b>	<b>0.0</b>	<b>0</b>	<b>0.0</b>
Forcible Rape	0	0.0	0	0.0
Forcible Sodomy	0	0.0	0	0.0
Sexual Assault W/Object	0	0.0	0	0.0
Forcible Fondling	0	0.0	0	0.0
<b>Robbery</b>	<b>0</b>	<b>0.0</b>	<b>0</b>	<b>0.0</b>
<b>Assault Offenses (Total)</b>	<b>0</b>	<b>0.0</b>	<b>0</b>	<b>0.0</b>
Aggravated Assault	0	0.0	0	0.0
Simple Assault	0	0.0	0	0.0
Intimidation	0	0.0	0	0.0
Stalking	0	0.0	0	0.0
<b>Arson</b>	<b>0</b>	<b>0.0</b>	<b>0</b>	<b>0.0</b>
<b>Extortion/Blackmail</b>	<b>0</b>	<b>0.0</b>	<b>0</b>	<b>0.0</b>
<b>Burglary</b>	<b>0</b>	<b>0.0</b>	<b>0</b>	<b>0.0</b>
<b>Larceny/Theft Offenses (Total)</b>	<b>0</b>	<b>0.0</b>	<b>0</b>	<b>0.0</b>
Theft - Pocket-picking	0	0.0	0	0.0
Theft - Purse Snatching	0	0.0	0	0.0
Theft - Shoplifting	0	0.0	0	0.0
Theft From Building	0	0.0	0	0.0
Theft From Coin Machine	0	0.0	0	0.0
Theft From Motor Vehicle	0	0.0	0	0.0
Theft of Motor Vehicle Parts	0	0.0	0	0.0
Theft - All Other Larceny	0	0.0	0	0.0
<b>Motor Vehicle Theft</b>	<b>0</b>	<b>0.0</b>	<b>0</b>	<b>0.0</b>
<b>Counterfeiting/Forgery</b>	<b>0</b>	<b>0.0</b>	<b>0</b>	<b>0.0</b>
<b>Fraud Offenses (Total)</b>	<b>0</b>	<b>0.0</b>	<b>0</b>	<b>0.0</b>
Fraud - False Pretenses	0	0.0	0	0.0
Fraud - Credit Card/ATM	0	0.0	0	0.0
Fraud - Impersonation	0	0.0	0	0.0
Fraud - Welfare	0	0.0	0	0.0
Fraud - Wire	0	0.0	0	0.0
<b>Embezzlement</b>	<b>0</b>	<b>0.0</b>	<b>0</b>	<b>0.0</b>
<b>Stolen Property Offenses</b>	<b>0</b>	<b>0.0</b>	<b>0</b>	<b>0.0</b>
<b>Destruction/Damage/Vandalism</b>	<b>0</b>	<b>0.0</b>	<b>0</b>	<b>0.0</b>
<b>Drug/Narcotic Violations (Total)</b>	<b>0</b>	<b>0.0</b>	<b>0</b>	<b>0.0</b>
Drug/Narcotic Violations	0	0.0	0	0.0
Drug/Narcotic Equipment Violations	0	0.0	0	0.0

GROUP A OFFENSES	Offense	Rate per 1,000	Cleared	% Cleared
<b>Sex Offenses (Nonforcible) (Total)</b>	<b>0</b>	<b>0.0</b>	<b>0</b>	<b>0.0</b>
Incest	0	0.0	0	0.0
Statutory Rape	0	0.0	0	0.0
<b>Pornography/Obscene Material</b>	<b>0</b>	<b>0.0</b>	<b>0</b>	<b>0.0</b>
<b>Gambling Offenses (Total)</b>	<b>0</b>	<b>0.0</b>	<b>0</b>	<b>0.0</b>
Gambling - Betting/Wagering	0	0.0	0	0.0
Gambling - Operating/Promoting	0	0.0	0	0.0
Gambling - Equipment Violations	0	0.0	0	0.0
Gambling - Sports Tampering	0	0.0	0	0.0
<b>Prostitution Offenses (Total)</b>	<b>0</b>	<b>0.0</b>	<b>0</b>	<b>0.0</b>
Prostitution	0	0.0	0	0.0
Prostitution Assisting/Promoting	0	0.0	0	0.0
<b>Bribery</b>	<b>0</b>	<b>0.0</b>	<b>0</b>	<b>0.0</b>
<b>Weapon Law Violations</b>	<b>0</b>	<b>0.0</b>	<b>0</b>	<b>0.0</b>

GROUP B OFFENSES	Offenses	Rate per 1,000
Bad Checks	0	0.0
Curfew/Vagrancy	0	0.0
Disorderly Conduct	0	0.0
DUI	0	0.0
Drunkenness	0	0.0
Family-Non Violent	0	0.0
Liquor Law Violations	0	0.0
Peeping Tom	0	0.0
Runaway	0	0.0
Trespass	0	0.0
All Other Offenses	0	0.0

2010 Fall Term Campus Population	
Undergraduate Enrollment	321
Graduate Enrollment	0
Staff Personnel	12
Faculty Personnel	19
Security Personnel	0
<b>Total Campus Population</b>	<b>352</b>



## Tennessee Technology Center at Pulaski - 2010

GROUP A OFFENSES	Offense	Rate per 1,000	Cleared	% Cleared
<b>Homicide Offenses (Total)</b>	<b>0</b>	<b>0.0</b>	<b>0</b>	<b>0.0</b>
Murder	0	0.0	0	0.0
Negligent Manslaughter	0	0.0	0	0.0
<b>Kidnaping/Abduction</b>	<b>0</b>	<b>0.0</b>	<b>0</b>	<b>0.0</b>
<b>Sex Offenses (Forcible) (Total)</b>	<b>0</b>	<b>0.0</b>	<b>0</b>	<b>0.0</b>
Forcible Rape	0	0.0	0	0.0
Forcible Sodomy	0	0.0	0	0.0
Sexual Assault W/Object	0	0.0	0	0.0
Forcible Fondling	0	0.0	0	0.0
<b>Robbery</b>	<b>0</b>	<b>0.0</b>	<b>0</b>	<b>0.0</b>
<b>Assault Offenses (Total)</b>	<b>0</b>	<b>0.0</b>	<b>0</b>	<b>0.0</b>
Aggravated Assault	0	0.0	0	0.0
Simple Assault	0	0.0	0	0.0
Intimidation	0	0.0	0	0.0
Stalking	0	0.0	0	0.0
<b>Arson</b>	<b>0</b>	<b>0.0</b>	<b>0</b>	<b>0.0</b>
<b>Extortion/Blackmail</b>	<b>0</b>	<b>0.0</b>	<b>0</b>	<b>0.0</b>
<b>Burglary</b>	<b>0</b>	<b>0.0</b>	<b>0</b>	<b>0.0</b>
<b>Larceny/Theft Offenses (Total)</b>	<b>0</b>	<b>0.0</b>	<b>0</b>	<b>0.0</b>
Theft - Pocket-picking	0	0.0	0	0.0
Theft - Purse Snatching	0	0.0	0	0.0
Theft - Shoplifting	0	0.0	0	0.0
Theft From Building	0	0.0	0	0.0
Theft From Coin Machine	0	0.0	0	0.0
Theft From Motor Vehicle	0	0.0	0	0.0
Theft of Motor Vehicle Parts	0	0.0	0	0.0
Theft - All Other Larceny	0	0.0	0	0.0
<b>Motor Vehicle Theft</b>	<b>0</b>	<b>0.0</b>	<b>0</b>	<b>0.0</b>
<b>Counterfeiting/Forgery</b>	<b>0</b>	<b>0.0</b>	<b>0</b>	<b>0.0</b>
<b>Fraud Offenses (Total)</b>	<b>0</b>	<b>0.0</b>	<b>0</b>	<b>0.0</b>
Fraud - False Pretenses	0	0.0	0	0.0
Fraud - Credit Card/ATM	0	0.0	0	0.0
Fraud - Impersonation	0	0.0	0	0.0
Fraud - Welfare	0	0.0	0	0.0
Fraud - Wire	0	0.0	0	0.0
<b>Embezzlement</b>	<b>0</b>	<b>0.0</b>	<b>0</b>	<b>0.0</b>
<b>Stolen Property Offenses</b>	<b>0</b>	<b>0.0</b>	<b>0</b>	<b>0.0</b>
<b>Destruction/Damage/Vandalism</b>	<b>0</b>	<b>0.0</b>	<b>0</b>	<b>0.0</b>
<b>Drug/Narcotic Violations (Total)</b>	<b>0</b>	<b>0.0</b>	<b>0</b>	<b>0.0</b>
Drug/Narcotic Violations	0	0.0	0	0.0
Drug/Narcotic Equipment Violations	0	0.0	0	0.0

GROUP A OFFENSES	Offense	Rate per 1,000	Cleared	% Cleared
<b>Sex Offenses (Nonforcible) (Total)</b>	<b>0</b>	<b>0.0</b>	<b>0</b>	<b>0.0</b>
Incest	0	0.0	0	0.0
Statutory Rape	0	0.0	0	0.0
<b>Pornography/Obscene Material</b>	<b>0</b>	<b>0.0</b>	<b>0</b>	<b>0.0</b>
<b>Gambling Offenses (Total)</b>	<b>0</b>	<b>0.0</b>	<b>0</b>	<b>0.0</b>
Gambling - Betting/Wagering	0	0.0	0	0.0
Gambling - Operating/Promoting	0	0.0	0	0.0
Gambling - Equipment Violations	0	0.0	0	0.0
Gambling - Sports Tampering	0	0.0	0	0.0
<b>Prostitution Offenses (Total)</b>	<b>0</b>	<b>0.0</b>	<b>0</b>	<b>0.0</b>
Prostitution	0	0.0	0	0.0
Prostitution Assisting/Promoting	0	0.0	0	0.0
<b>Bribery</b>	<b>0</b>	<b>0.0</b>	<b>0</b>	<b>0.0</b>
<b>Weapon Law Violations</b>	<b>0</b>	<b>0.0</b>	<b>0</b>	<b>0.0</b>

GROUP B OFFENSES	Offenses	Rate per 1,000
Bad Checks	0	0.0
Curfew/Vagrancy	0	0.0
Disorderly Conduct	0	0.0
DUI	0	0.0
Drunkenness	0	0.0
Family-Non Violent	0	0.0
Liquor Law Violations	0	0.0
Peeping Tom	0	0.0
Runaway	0	0.0
Trespass	0	0.0
All Other Offenses	0	0.0

2010 Fall Term Campus Population	
Undergraduate Enrollment	595
Graduate Enrollment	0
Staff Personnel	12
Faculty Personnel	27
Security Personnel	1
<b>Total Campus Population</b>	<b>635</b>



## Tennessee Technology Center at Ripley - 2010

GROUP A OFFENSES	Offense	Rate per 1,000	Cleared	% Cleared
<b>Homicide Offenses (Total)</b>	<b>0</b>	<b>0.0</b>	<b>0</b>	<b>0.0</b>
Murder	0	0.0	0	0.0
Negligent Manslaughter	0	0.0	0	0.0
<b>Kidnaping/Abduction</b>	<b>0</b>	<b>0.0</b>	<b>0</b>	<b>0.0</b>
<b>Sex Offenses (Forcible) (Total)</b>	<b>0</b>	<b>0.0</b>	<b>0</b>	<b>0.0</b>
Forcible Rape	0	0.0	0	0.0
Forcible Sodomy	0	0.0	0	0.0
Sexual Assault W/Object	0	0.0	0	0.0
Forcible Fondling	0	0.0	0	0.0
<b>Robbery</b>	<b>0</b>	<b>0.0</b>	<b>0</b>	<b>0.0</b>
<b>Assault Offenses (Total)</b>	<b>0</b>	<b>0.0</b>	<b>0</b>	<b>0.0</b>
Aggravated Assault	0	0.0	0	0.0
Simple Assault	0	0.0	0	0.0
Intimidation	0	0.0	0	0.0
Stalking	0	0.0	0	0.0
<b>Arson</b>	<b>0</b>	<b>0.0</b>	<b>0</b>	<b>0.0</b>
<b>Extortion/Blackmail</b>	<b>0</b>	<b>0.0</b>	<b>0</b>	<b>0.0</b>
<b>Burglary</b>	<b>1</b>	<b>4.8</b>	<b>0</b>	<b>0.0</b>
<b>Larceny/Theft Offenses (Total)</b>	<b>0</b>	<b>0.0</b>	<b>0</b>	<b>0.0</b>
Theft - Pocket-picking	0	0.0	0	0.0
Theft - Purse Snatching	0	0.0	0	0.0
Theft - Shoplifting	0	0.0	0	0.0
Theft From Building	0	0.0	0	0.0
Theft From Coin Machine	0	0.0	0	0.0
Theft From Motor Vehicle	0	0.0	0	0.0
Theft of Motor Vehicle Parts	0	0.0	0	0.0
Theft - All Other Larceny	0	0.0	0	0.0
<b>Motor Vehicle Theft</b>	<b>0</b>	<b>0.0</b>	<b>0</b>	<b>0.0</b>
<b>Counterfeiting/Forgery</b>	<b>0</b>	<b>0.0</b>	<b>0</b>	<b>0.0</b>
<b>Fraud Offenses (Total)</b>	<b>0</b>	<b>0.0</b>	<b>0</b>	<b>0.0</b>
Fraud - False Pretenses	0	0.0	0	0.0
Fraud - Credit Card/ATM	0	0.0	0	0.0
Fraud - Impersonation	0	0.0	0	0.0
Fraud - Welfare	0	0.0	0	0.0
Fraud - Wire	0	0.0	0	0.0
<b>Embezzlement</b>	<b>0</b>	<b>0.0</b>	<b>0</b>	<b>0.0</b>
<b>Stolen Property Offenses</b>	<b>0</b>	<b>0.0</b>	<b>0</b>	<b>0.0</b>
<b>Destruction/Damage/Vandalism</b>	<b>1</b>	<b>4.8</b>	<b>0</b>	<b>0.0</b>
<b>Drug/Narcotic Violations (Total)</b>	<b>1</b>	<b>4.8</b>	<b>0</b>	<b>0.0</b>
Drug/Narcotic Violations	1	4.8	0	0.0
Drug/Narcotic Equipment Violations	0	0.0	0	0.0

GROUP A OFFENSES	Offense	Rate per 1,000	Cleared	% Cleared
<b>Sex Offenses (Nonforcible) (Total)</b>	<b>0</b>	<b>0.0</b>	<b>0</b>	<b>0.0</b>
Incest	0	0.0	0	0.0
Statutory Rape	0	0.0	0	0.0
<b>Pornography/Obscene Material</b>	<b>0</b>	<b>0.0</b>	<b>0</b>	<b>0.0</b>
<b>Gambling Offenses (Total)</b>	<b>0</b>	<b>0.0</b>	<b>0</b>	<b>0.0</b>
Gambling - Betting/Wagering	0	0.0	0	0.0
Gambling - Operating/Promoting	0	0.0	0	0.0
Gambling - Equipment Violations	0	0.0	0	0.0
Gambling - Sports Tampering	0	0.0	0	0.0
<b>Prostitution Offenses (Total)</b>	<b>0</b>	<b>0.0</b>	<b>0</b>	<b>0.0</b>
Prostitution	0	0.0	0	0.0
Prostitution Assisting/Promoting	0	0.0	0	0.0
<b>Bribery</b>	<b>0</b>	<b>0.0</b>	<b>0</b>	<b>0.0</b>
<b>Weapon Law Violations</b>	<b>0</b>	<b>0.0</b>	<b>0</b>	<b>0.0</b>

GROUP B OFFENSES	Offenses	Rate per 1,000
Bad Checks	0	0.0
Curfew/Vagrancy	0	0.0
Disorderly Conduct	0	0.0
DUI	0	0.0
Drunkenness	0	0.0
Family-Non Violent	0	0.0
Liquor Law Violations	0	0.0
Peeping Tom	0	0.0
Runaway	0	0.0
Trespass	0	0.0
All Other Offenses	0	0.0

2010 Fall Term Campus Population	
Undergraduate Enrollment	160
Graduate Enrollment	0
Staff Personnel	8
Faculty Personnel	11
Security Personnel	0
<b>Total Campus Population</b>	<b>179</b>



## Tennessee Technology Center at Shelbyville - 2010

GROUP A OFFENSES	Offense	Rate per 1,000	Cleared	% Cleared
<b>Homicide Offenses (Total)</b>	<b>0</b>	<b>0.0</b>	<b>0</b>	<b>0.0</b>
Murder	0	0.0	0	0.0
Negligent Manslaughter	0	0.0	0	0.0
<b>Kidnaping/Abduction</b>	<b>0</b>	<b>0.0</b>	<b>0</b>	<b>0.0</b>
<b>Sex Offenses (Forcible) (Total)</b>	<b>0</b>	<b>0.0</b>	<b>0</b>	<b>0.0</b>
Forcible Rape	0	0.0	0	0.0
Forcible Sodomy	0	0.0	0	0.0
Sexual Assault W/Object	0	0.0	0	0.0
Forcible Fondling	0	0.0	0	0.0
<b>Robbery</b>	<b>0</b>	<b>0.0</b>	<b>0</b>	<b>0.0</b>
<b>Assault Offenses (Total)</b>	<b>0</b>	<b>0.0</b>	<b>0</b>	<b>0.0</b>
Aggravated Assault	0	0.0	0	0.0
Simple Assault	0	0.0	0	0.0
Intimidation	0	0.0	0	0.0
Stalking	0	0.0	0	0.0
<b>Arson</b>	<b>0</b>	<b>0.0</b>	<b>0</b>	<b>0.0</b>
<b>Extortion/Blackmail</b>	<b>0</b>	<b>0.0</b>	<b>0</b>	<b>0.0</b>
<b>Burglary</b>	<b>0</b>	<b>0.0</b>	<b>0</b>	<b>0.0</b>
<b>Larceny/Theft Offenses (Total)</b>	<b>0</b>	<b>0.0</b>	<b>0</b>	<b>0.0</b>
Theft - Pocket-picking	0	0.0	0	0.0
Theft - Purse Snatching	0	0.0	0	0.0
Theft - Shoplifting	0	0.0	0	0.0
Theft From Building	0	0.0	0	0.0
Theft From Coin Machine	0	0.0	0	0.0
Theft From Motor Vehicle	0	0.0	0	0.0
Theft of Motor Vehicle Parts	0	0.0	0	0.0
Theft - All Other Larceny	0	0.0	0	0.0
<b>Motor Vehicle Theft</b>	<b>0</b>	<b>0.0</b>	<b>0</b>	<b>0.0</b>
<b>Counterfeiting/Forgery</b>	<b>0</b>	<b>0.0</b>	<b>0</b>	<b>0.0</b>
<b>Fraud Offenses (Total)</b>	<b>0</b>	<b>0.0</b>	<b>0</b>	<b>0.0</b>
Fraud - False Pretenses	0	0.0	0	0.0
Fraud - Credit Card/ATM	0	0.0	0	0.0
Fraud - Impersonation	0	0.0	0	0.0
Fraud - Welfare	0	0.0	0	0.0
Fraud - Wire	0	0.0	0	0.0
<b>Embezzlement</b>	<b>0</b>	<b>0.0</b>	<b>0</b>	<b>0.0</b>
<b>Stolen Property Offenses</b>	<b>0</b>	<b>0.0</b>	<b>0</b>	<b>0.0</b>
<b>Destruction/Damage/Vandalism</b>	<b>0</b>	<b>0.0</b>	<b>0</b>	<b>0.0</b>
<b>Drug/Narcotic Violations (Total)</b>	<b>0</b>	<b>0.0</b>	<b>0</b>	<b>0.0</b>
Drug/Narcotic Violations	0	0.0	0	0.0
Drug/Narcotic Equipment Violations	0	0.0	0	0.0

GROUP A OFFENSES	Offense	Rate per 1,000	Cleared	% Cleared
<b>Sex Offenses (Nonforcible) (Total)</b>	<b>0</b>	<b>0.0</b>	<b>0</b>	<b>0.0</b>
Incest	0	0.0	0	0.0
Statutory Rape	0	0.0	0	0.0
<b>Pornography/Obscene Material</b>	<b>0</b>	<b>0.0</b>	<b>0</b>	<b>0.0</b>
<b>Gambling Offenses (Total)</b>	<b>0</b>	<b>0.0</b>	<b>0</b>	<b>0.0</b>
Gambling - Betting/Wagering	0	0.0	0	0.0
Gambling - Operating/Promoting	0	0.0	0	0.0
Gambling - Equipment Violations	0	0.0	0	0.0
Gambling - Sports Tampering	0	0.0	0	0.0
<b>Prostitution Offenses (Total)</b>	<b>0</b>	<b>0.0</b>	<b>0</b>	<b>0.0</b>
Prostitution	0	0.0	0	0.0
Prostitution Assisting/Promoting	0	0.0	0	0.0
<b>Bribery</b>	<b>0</b>	<b>0.0</b>	<b>0</b>	<b>0.0</b>
<b>Weapon Law Violations</b>	<b>0</b>	<b>0.0</b>	<b>0</b>	<b>0.0</b>

GROUP B OFFENSES	Offenses	Rate per 1,000
Bad Checks	0	0.0
Curfew/Vagrancy	0	0.0
Disorderly Conduct	0	0.0
DUI	0	0.0
Drunkenness	0	0.0
Family-Non Violent	0	0.0
Liquor Law Violations	0	0.0
Peeping Tom	0	0.0
Runaway	0	0.0
Trespass	0	0.0
All Other Offenses	0	0.0

2010 Fall Term Campus Population	
Undergraduate Enrollment	632
Graduate Enrollment	0
Staff Personnel	10
Faculty Personnel	26
Security Personnel	0
<b>Total Campus Population</b>	<b>668</b>



## Tennessee Technology Center at Whiteville - 2010

GROUP A OFFENSES	Offense	Rate per 1,000	Cleared	% Cleared
<b>Homicide Offenses (Total)</b>	<b>0</b>	<b>0.0</b>	<b>0</b>	<b>0.0</b>
Murder	0	0.0	0	0.0
Negligent Manslaughter	0	0.0	0	0.0
<b>Kidnaping/Abduction</b>	<b>0</b>	<b>0.0</b>	<b>0</b>	<b>0.0</b>
<b>Sex Offenses (Forcible) (Total)</b>	<b>0</b>	<b>0.0</b>	<b>0</b>	<b>0.0</b>
Forcible Rape	0	0.0	0	0.0
Forcible Sodomy	0	0.0	0	0.0
Sexual Assault W/Object	0	0.0	0	0.0
Forcible Fondling	0	0.0	0	0.0
<b>Robbery</b>	<b>0</b>	<b>0.0</b>	<b>0</b>	<b>0.0</b>
<b>Assault Offenses (Total)</b>	<b>2</b>	<b>10.2</b>	<b>0</b>	<b>0.0</b>
Aggravated Assault	0	0.0	0	0.0
Simple Assault	0	0.0	0	0.0
Intimidation	2	10.2	0	0.0
Stalking	0	0.0	0	0.0
<b>Arson</b>	<b>0</b>	<b>0.0</b>	<b>0</b>	<b>0.0</b>
<b>Extortion/Blackmail</b>	<b>0</b>	<b>0.0</b>	<b>0</b>	<b>0.0</b>
<b>Burglary</b>	<b>0</b>	<b>0.0</b>	<b>0</b>	<b>0.0</b>
<b>Larceny/Theft Offenses (Total)</b>	<b>1</b>	<b>5.1</b>	<b>0</b>	<b>0.0</b>
Theft - Pocket-picking	0	0.0	0	0.0
Theft - Purse Snatching	0	0.0	0	0.0
Theft - Shoplifting	0	0.0	0	0.0
Theft From Building	0	0.0	0	0.0
Theft From Coin Machine	0	0.0	0	0.0
Theft From Motor Vehicle	0	0.0	0	0.0
Theft of Motor Vehicle Parts	1	5.1	0	0.0
Theft - All Other Larceny	0	0.0	0	0.0
<b>Motor Vehicle Theft</b>	<b>0</b>	<b>0.0</b>	<b>0</b>	<b>0.0</b>
<b>Counterfeiting/Forgery</b>	<b>0</b>	<b>0.0</b>	<b>0</b>	<b>0.0</b>
<b>Fraud Offenses (Total)</b>	<b>0</b>	<b>0.0</b>	<b>0</b>	<b>0.0</b>
Fraud - False Pretenses	0	0.0	0	0.0
Fraud - Credit Card/ATM	0	0.0	0	0.0
Fraud - Impersonation	0	0.0	0	0.0
Fraud - Welfare	0	0.0	0	0.0
Fraud - Wire	0	0.0	0	0.0
<b>Embezzlement</b>	<b>0</b>	<b>0.0</b>	<b>0</b>	<b>0.0</b>
<b>Stolen Property Offenses</b>	<b>0</b>	<b>0.0</b>	<b>0</b>	<b>0.0</b>
<b>Destruction/Damage/Vandalism</b>	<b>0</b>	<b>0.0</b>	<b>0</b>	<b>0.0</b>
<b>Drug/Narcotic Violations (Total)</b>	<b>0</b>	<b>0.0</b>	<b>0</b>	<b>0.0</b>
Drug/Narcotic Violations	0	0.0	0	0.0
Drug/Narcotic Equipment Violations	0	0.0	0	0.0

GROUP A OFFENSES	Offense	Rate per 1,000	Cleared	% Cleared
<b>Sex Offenses (Nonforcible) (Total)</b>	<b>0</b>	<b>0.0</b>	<b>0</b>	<b>0.0</b>
Incest	0	0.0	0	0.0
Statutory Rape	0	0.0	0	0.0
<b>Pornography/Obscene Material</b>	<b>0</b>	<b>0.0</b>	<b>0</b>	<b>0.0</b>
<b>Gambling Offenses (Total)</b>	<b>0</b>	<b>0.0</b>	<b>0</b>	<b>0.0</b>
Gambling - Betting/Wagering	0	0.0	0	0.0
Gambling - Operating/Promoting	0	0.0	0	0.0
Gambling - Equipment Violations	0	0.0	0	0.0
Gambling - Sports Tampering	0	0.0	0	0.0
<b>Prostitution Offenses (Total)</b>	<b>0</b>	<b>0.0</b>	<b>0</b>	<b>0.0</b>
Prostitution	0	0.0	0	0.0
Prostitution Assisting/Promoting	0	0.0	0	0.0
<b>Bribery</b>	<b>0</b>	<b>0.0</b>	<b>0</b>	<b>0.0</b>
<b>Weapon Law Violations</b>	<b>0</b>	<b>0.0</b>	<b>0</b>	<b>0.0</b>

GROUP B OFFENSES	Offenses	Rate per 1,000
Bad Checks	0	0.0
Curfew/Vagrancy	0	0.0
Disorderly Conduct	0	0.0
DUI	0	0.0
Drunkenness	1	5.1
Family-Non Violent	0	0.0
Liquor Law Violations	0	0.0
Peeping Tom	0	0.0
Runaway	0	0.0
Trespass	0	0.0
All Other Offenses	0	0.0

2010 Fall Term Campus Population	
Undergraduate Enrollment	174
Graduate Enrollment	0
Staff Personnel	9
Faculty Personnel	10
Security Personnel	0
<b>Total Campus Population</b>	<b>193</b>



## Tennessee Technological University - 2010

GROUP A OFFENSES	Offense	Rate per 1,000	Cleared	% Cleared
<b>Homicide Offenses (Total)</b>	<b>0</b>	<b>0.0</b>	<b>0</b>	<b>0.0</b>
Murder	0	0.0	0	0.0
Negligent Manslaughter	0	0.0	0	0.0
<b>Kidnaping/Abduction</b>	<b>2</b>	<b>0.2</b>	<b>2</b>	<b>100.0</b>
<b>Sex Offenses (Forcible) (Total)</b>	<b>2</b>	<b>0.2</b>	<b>0</b>	<b>0.0</b>
Forcible Rape	1	0.1	0	0.0
Forcible Sodomy	0	0.0	0	0.0
Sexual Assault W/Object	0	0.0	0	0.0
Forcible Fondling	1	0.1	0	0.0
<b>Robbery</b>	<b>1</b>	<b>0.1</b>	<b>1</b>	<b>100.0</b>
<b>Assault Offenses (Total)</b>	<b>22</b>	<b>2.2</b>	<b>12</b>	<b>54.5</b>
Aggravated Assault	3	0.3	3	100.0
Simple Assault	7	0.7	4	57.1
Intimidation	12	1.2	5	41.7
Stalking	0	0.0	0	0.0
<b>Arson</b>	<b>0</b>	<b>0.0</b>	<b>0</b>	<b>0.0</b>
<b>Extortion/Blackmail</b>	<b>0</b>	<b>0.0</b>	<b>0</b>	<b>0.0</b>
<b>Burglary</b>	<b>25</b>	<b>2.5</b>	<b>2</b>	<b>8.0</b>
<b>Larceny/Theft Offenses (Total)</b>	<b>64</b>	<b>6.3</b>	<b>3</b>	<b>4.7</b>
Theft - Pocket-picking	0	0.0	0	0.0
Theft - Purse Snatching	0	0.0	0	0.0
Theft - Shoplifting	0	0.0	0	0.0
Theft From Building	17	1.7	1	5.9
Theft From Coin Machine	0	0.0	0	0.0
Theft From Motor Vehicle	14	1.4	1	7.1
Theft of Motor Vehicle Parts	8	0.8	0	0.0
Theft - All Other Larceny	25	2.5	1	4.0
<b>Motor Vehicle Theft</b>	<b>0</b>	<b>0.0</b>	<b>0</b>	<b>0.0</b>
<b>Counterfeiting/Forgery</b>	<b>1</b>	<b>0.1</b>	<b>0</b>	<b>0.0</b>
<b>Fraud Offenses (Total)</b>	<b>0</b>	<b>0.0</b>	<b>0</b>	<b>0.0</b>
Fraud - False Pretenses	0	0.0	0	0.0
Fraud - Credit Card/ATM	0	0.0	0	0.0
Fraud - Impersonation	0	0.0	0	0.0
Fraud - Welfare	0	0.0	0	0.0
Fraud - Wire	0	0.0	0	0.0
<b>Embezzlement</b>	<b>0</b>	<b>0.0</b>	<b>0</b>	<b>0.0</b>
<b>Stolen Property Offenses</b>	<b>1</b>	<b>0.1</b>	<b>1</b>	<b>100.0</b>
<b>Destruction/Damage/Vandalism</b>	<b>37</b>	<b>3.6</b>	<b>1</b>	<b>2.7</b>
<b>Drug/Narcotic Violations (Total)</b>	<b>24</b>	<b>2.4</b>	<b>23</b>	<b>95.8</b>
Drug/Narcotic Violations	11	1.1	10	90.9
Drug/Narcotic Equipment Violations	13	1.3	13	100.0

GROUP A OFFENSES	Offense	Rate per 1,000	Cleared	% Cleared
<b>Sex Offenses (Nonforcible) (Total)</b>	<b>0</b>	<b>0.0</b>	<b>0</b>	<b>0.0</b>
Incest	0	0.0	0	0.0
Statutory Rape	0	0.0	0	0.0
<b>Pornography/Obscene Material</b>	<b>0</b>	<b>0.0</b>	<b>0</b>	<b>0.0</b>
<b>Gambling Offenses (Total)</b>	<b>0</b>	<b>0.0</b>	<b>0</b>	<b>0.0</b>
Gambling - Betting/Wagering	0	0.0	0	0.0
Gambling - Operating/Promoting	0	0.0	0	0.0
Gambling - Equipment Violations	0	0.0	0	0.0
Gambling - Sports Tampering	0	0.0	0	0.0
<b>Prostitution Offenses (Total)</b>	<b>0</b>	<b>0.0</b>	<b>0</b>	<b>0.0</b>
Prostitution	0	0.0	0	0.0
Prostitution Assisting/Promoting	0	0.0	0	0.0
<b>Bribery</b>	<b>0</b>	<b>0.0</b>	<b>0</b>	<b>0.0</b>
<b>Weapon Law Violations</b>	<b>0</b>	<b>0.0</b>	<b>0</b>	<b>0.0</b>

GROUP B OFFENSES	Offenses	Rate per 1,000
Bad Checks	0	0.0
Curfew/Vagrancy	0	0.0
Disorderly Conduct	21	2.1
DUI	1	0.1
Drunkenness	2	0.2
Family-Non Violent	0	0.0
Liquor Law Violations	6	0.6
Peeping Tom	0	0.0
Runaway	0	0.0
Trespass	3	0.3
All Other Offenses	2	0.2

2010 Fall Term Campus Population	
Undergraduate Enrollment	8,562
Graduate Enrollment	809
Staff Personnel	418
Faculty Personnel	687
Security Personnel	19
<b>Total Campus Population</b>	<b>10,495</b>



## Tennessee Temple University - 2010

GROUP A OFFENSES	Offense	Rate per 1,000	Cleared	% Cleared
<b>Homicide Offenses (Total)</b>	<b>0</b>	<b>0.0</b>	<b>0</b>	<b>0.0</b>
Murder	0	0.0	0	0.0
Negligent Manslaughter	0	0.0	0	0.0
<b>Kidnaping/Abduction</b>	<b>0</b>	<b>0.0</b>	<b>0</b>	<b>0.0</b>
<b>Sex Offenses (Forcible) (Total)</b>	<b>0</b>	<b>0.0</b>	<b>0</b>	<b>0.0</b>
Forcible Rape	0	0.0	0	0.0
Forcible Sodomy	0	0.0	0	0.0
Sexual Assault W/Object	0	0.0	0	0.0
Forcible Fondling	0	0.0	0	0.0
<b>Robbery</b>	<b>0</b>	<b>0.0</b>	<b>0</b>	<b>0.0</b>
<b>Assault Offenses (Total)</b>	<b>0</b>	<b>0.0</b>	<b>0</b>	<b>0.0</b>
Aggravated Assault	0	0.0	0	0.0
Simple Assault	0	0.0	0	0.0
Intimidation	0	0.0	0	0.0
Stalking	0	0.0	0	0.0
<b>Arson</b>	<b>0</b>	<b>0.0</b>	<b>0</b>	<b>0.0</b>
<b>Extortion/Blackmail</b>	<b>0</b>	<b>0.0</b>	<b>0</b>	<b>0.0</b>
<b>Burglary</b>	<b>2</b>	<b>3.8</b>	<b>0</b>	<b>0.0</b>
<b>Larceny/Theft Offenses (Total)</b>	<b>13</b>	<b>24.6</b>	<b>0</b>	<b>0.0</b>
Theft - Pocket-picking	0	0.0	0	0.0
Theft - Purse Snatching	0	0.0	0	0.0
Theft - Shoplifting	0	0.0	0	0.0
Theft From Building	10	18.9	0	0.0
Theft From Coin Machine	0	0.0	0	0.0
Theft From Motor Vehicle	3	5.7	0	0.0
Theft of Motor Vehicle Parts	0	0.0	0	0.0
Theft - All Other Larceny	0	0.0	0	0.0
<b>Motor Vehicle Theft</b>	<b>1</b>	<b>1.9</b>	<b>0</b>	<b>0.0</b>
<b>Counterfeiting/Forgery</b>	<b>0</b>	<b>0.0</b>	<b>0</b>	<b>0.0</b>
<b>Fraud Offenses (Total)</b>	<b>0</b>	<b>0.0</b>	<b>0</b>	<b>0.0</b>
Fraud - False Pretenses	0	0.0	0	0.0
Fraud - Credit Card/ATM	0	0.0	0	0.0
Fraud - Impersonation	0	0.0	0	0.0
Fraud - Welfare	0	0.0	0	0.0
Fraud - Wire	0	0.0	0	0.0
<b>Embezzlement</b>	<b>0</b>	<b>0.0</b>	<b>0</b>	<b>0.0</b>
<b>Stolen Property Offenses</b>	<b>0</b>	<b>0.0</b>	<b>0</b>	<b>0.0</b>
<b>Destruction/Damage/Vandalism</b>	<b>0</b>	<b>0.0</b>	<b>0</b>	<b>0.0</b>
<b>Drug/Narcotic Violations (Total)</b>	<b>0</b>	<b>0.0</b>	<b>0</b>	<b>0.0</b>
Drug/Narcotic Violations	0	0.0	0	0.0
Drug/Narcotic Equipment Violations	0	0.0	0	0.0

GROUP A OFFENSES	Offense	Rate per 1,000	Cleared	% Cleared
<b>Sex Offenses (Nonforcible) (Total)</b>	<b>0</b>	<b>0.0</b>	<b>0</b>	<b>0.0</b>
Incest	0	0.0	0	0.0
Statutory Rape	0	0.0	0	0.0
<b>Pornography/Obscene Material</b>	<b>0</b>	<b>0.0</b>	<b>0</b>	<b>0.0</b>
<b>Gambling Offenses (Total)</b>	<b>0</b>	<b>0.0</b>	<b>0</b>	<b>0.0</b>
Gambling - Betting/Wagering	0	0.0	0	0.0
Gambling - Operating/Promoting	0	0.0	0	0.0
Gambling - Equipment Violations	0	0.0	0	0.0
Gambling - Sports Tampering	0	0.0	0	0.0
<b>Prostitution Offenses (Total)</b>	<b>0</b>	<b>0.0</b>	<b>0</b>	<b>0.0</b>
Prostitution	0	0.0	0	0.0
Prostitution Assisting/Promoting	0	0.0	0	0.0
<b>Bribery</b>	<b>0</b>	<b>0.0</b>	<b>0</b>	<b>0.0</b>
<b>Weapon Law Violations</b>	<b>0</b>	<b>0.0</b>	<b>0</b>	<b>0.0</b>

GROUP B OFFENSES	Offenses	Rate per 1,000
Bad Checks	0	0.0
Curfew/Vagrancy	0	0.0
Disorderly Conduct	0	0.0
DUI	0	0.0
Drunkenness	0	0.0
Family-Non Violent	0	0.0
Liquor Law Violations	0	0.0
Peeping Tom	0	0.0
Runaway	0	0.0
Trespass	0	0.0
All Other Offenses	0	0.0

2010 Fall Term Campus Population	
Undergraduate Enrollment	362
Graduate Enrollment	13
Staff Personnel	80
Faculty Personnel	20
Security Personnel	5
<b>Total Campus Population</b>	<b>480</b>





## Tennessee Wesleyan College - 2010

GROUP A OFFENSES	Offense	Rate per 1,000	Cleared	% Cleared
<b>Homicide Offenses (Total)</b>	<b>0</b>	<b>0.0</b>	<b>0</b>	<b>0.0</b>
Murder	0	0.0	0	0.0
Negligent Manslaughter	0	0.0	0	0.0
<b>Kidnaping/Abduction</b>	<b>0</b>	<b>0.0</b>	<b>0</b>	<b>0.0</b>
<b>Sex Offenses (Forcible) (Total)</b>	<b>0</b>	<b>0.0</b>	<b>0</b>	<b>0.0</b>
Forcible Rape	0	0.0	0	0.0
Forcible Sodomy	0	0.0	0	0.0
Sexual Assault W/Object	0	0.0	0	0.0
Forcible Fondling	0	0.0	0	0.0
<b>Robbery</b>	<b>0</b>	<b>0.0</b>	<b>0</b>	<b>0.0</b>
<b>Assault Offenses (Total)</b>	<b>1</b>	<b>0.8</b>	<b>1</b>	<b>100.0</b>
Aggravated Assault	0	0.0	0	0.0
Simple Assault	1	0.8	1	100.0
Intimidation	0	0.0	0	0.0
Stalking	0	0.0	0	0.0
<b>Arson</b>	<b>0</b>	<b>0.0</b>	<b>0</b>	<b>0.0</b>
<b>Extortion/Blackmail</b>	<b>0</b>	<b>0.0</b>	<b>0</b>	<b>0.0</b>
<b>Burglary</b>	<b>2</b>	<b>1.7</b>	<b>0</b>	<b>0.0</b>
<b>Larceny/Theft Offenses (Total)</b>	<b>1</b>	<b>0.8</b>	<b>0</b>	<b>0.0</b>
Theft - Pocket-picking	0	0.0	0	0.0
Theft - Purse Snatching	0	0.0	0	0.0
Theft - Shoplifting	0	0.0	0	0.0
Theft From Building	1	0.8	0	0.0
Theft From Coin Machine	0	0.0	0	0.0
Theft From Motor Vehicle	0	0.0	0	0.0
Theft of Motor Vehicle Parts	0	0.0	0	0.0
Theft - All Other Larceny	0	0.0	0	0.0
<b>Motor Vehicle Theft</b>	<b>0</b>	<b>0.0</b>	<b>0</b>	<b>0.0</b>
<b>Counterfeiting/Forgery</b>	<b>0</b>	<b>0.0</b>	<b>0</b>	<b>0.0</b>
<b>Fraud Offenses (Total)</b>	<b>0</b>	<b>0.0</b>	<b>0</b>	<b>0.0</b>
Fraud - False Pretenses	0	0.0	0	0.0
Fraud - Credit Card/ATM	0	0.0	0	0.0
Fraud - Impersonation	0	0.0	0	0.0
Fraud - Welfare	0	0.0	0	0.0
Fraud - Wire	0	0.0	0	0.0
<b>Embezzlement</b>	<b>0</b>	<b>0.0</b>	<b>0</b>	<b>0.0</b>
<b>Stolen Property Offenses</b>	<b>0</b>	<b>0.0</b>	<b>0</b>	<b>0.0</b>
<b>Destruction/Damage/Vandalism</b>	<b>1</b>	<b>0.8</b>	<b>1</b>	<b>100.0</b>
<b>Drug/Narcotic Violations (Total)</b>	<b>4</b>	<b>3.4</b>	<b>4</b>	<b>100.0</b>
Drug/Narcotic Violations	2	1.7	2	100.0
Drug/Narcotic Equipment Violations	2	1.7	2	100.0

GROUP A OFFENSES	Offense	Rate per 1,000	Cleared	% Cleared
<b>Sex Offenses (Nonforcible) (Total)</b>	<b>0</b>	<b>0.0</b>	<b>0</b>	<b>0.0</b>
Incest	0	0.0	0	0.0
Statutory Rape	0	0.0	0	0.0
<b>Pornography/Obscene Material</b>	<b>0</b>	<b>0.0</b>	<b>0</b>	<b>0.0</b>
<b>Gambling Offenses (Total)</b>	<b>0</b>	<b>0.0</b>	<b>0</b>	<b>0.0</b>
Gambling - Betting/Wagering	0	0.0	0	0.0
Gambling - Operating/Promoting	0	0.0	0	0.0
Gambling - Equipment Violations	0	0.0	0	0.0
Gambling - Sports Tampering	0	0.0	0	0.0
<b>Prostitution Offenses (Total)</b>	<b>0</b>	<b>0.0</b>	<b>0</b>	<b>0.0</b>
Prostitution	0	0.0	0	0.0
Prostitution Assisting/Promoting	0	0.0	0	0.0
<b>Bribery</b>	<b>0</b>	<b>0.0</b>	<b>0</b>	<b>0.0</b>
<b>Weapon Law Violations</b>	<b>0</b>	<b>0.0</b>	<b>0</b>	<b>0.0</b>

GROUP B OFFENSES	Offenses	Rate per 1,000
Bad Checks	0	0.0
Curfew/Vagrancy	0	0.0
Disorderly Conduct	0	0.0
DUI	0	0.0
Drunkenness	0	0.0
Family-Non Violent	0	0.0
Liquor Law Violations	9	7.6
Peeping Tom	0	0.0
Runaway	0	0.0
Trespass	0	0.0
All Other Offenses	0	0.0

2010 Fall Term Campus Population	
Undergraduate Enrollment	1,060
Graduate Enrollment	0
Staff Personnel	74
Faculty Personnel	104
Security Personnel	7
<b>Total Campus Population</b>	<b>1,245</b>



## Trevecca Nazarene University - 2010

GROUP A OFFENSES	Offense	Rate per 1,000	Cleared	% Cleared
<b>Homicide Offenses (Total)</b>	<b>0</b>	<b>0.0</b>	<b>0</b>	<b>0.0</b>
Murder	0	0.0	0	0.0
Negligent Manslaughter	0	0.0	0	0.0
<b>Kidnaping/Abduction</b>	<b>0</b>	<b>0.0</b>	<b>0</b>	<b>0.0</b>
<b>Sex Offenses (Forcible) (Total)</b>	<b>0</b>	<b>0.0</b>	<b>0</b>	<b>0.0</b>
Forcible Rape	0	0.0	0	0.0
Forcible Sodomy	0	0.0	0	0.0
Sexual Assault W/Object	0	0.0	0	0.0
Forcible Fondling	0	0.0	0	0.0
<b>Robbery</b>	<b>0</b>	<b>0.0</b>	<b>0</b>	<b>0.0</b>
<b>Assault Offenses (Total)</b>	<b>0</b>	<b>0.0</b>	<b>0</b>	<b>0.0</b>
Aggravated Assault	0	0.0	0	0.0
Simple Assault	0	0.0	0	0.0
Intimidation	0	0.0	0	0.0
Stalking	0	0.0	0	0.0
<b>Arson</b>	<b>0</b>	<b>0.0</b>	<b>0</b>	<b>0.0</b>
<b>Extortion/Blackmail</b>	<b>0</b>	<b>0.0</b>	<b>0</b>	<b>0.0</b>
<b>Burglary</b>	<b>5</b>	<b>1.9</b>	<b>0</b>	<b>0.0</b>
<b>Larceny/Theft Offenses (Total)</b>	<b>8</b>	<b>3.0</b>	<b>0</b>	<b>0.0</b>
Theft - Pocket-picking	0	0.0	0	0.0
Theft - Purse Snatching	0	0.0	0	0.0
Theft - Shoplifting	0	0.0	0	0.0
Theft From Building	1	0.4	0	0.0
Theft From Coin Machine	0	0.0	0	0.0
Theft From Motor Vehicle	5	1.9	0	0.0
Theft of Motor Vehicle Parts	0	0.0	0	0.0
Theft - All Other Larceny	2	0.8	0	0.0
<b>Motor Vehicle Theft</b>	<b>0</b>	<b>0.0</b>	<b>0</b>	<b>0.0</b>
<b>Counterfeiting/Forgery</b>	<b>0</b>	<b>0.0</b>	<b>0</b>	<b>0.0</b>
<b>Fraud Offenses (Total)</b>	<b>0</b>	<b>0.0</b>	<b>0</b>	<b>0.0</b>
Fraud - False Pretenses	0	0.0	0	0.0
Fraud - Credit Card/ATM	0	0.0	0	0.0
Fraud - Impersonation	0	0.0	0	0.0
Fraud - Welfare	0	0.0	0	0.0
Fraud - Wire	0	0.0	0	0.0
<b>Embezzlement</b>	<b>0</b>	<b>0.0</b>	<b>0</b>	<b>0.0</b>
<b>Stolen Property Offenses</b>	<b>0</b>	<b>0.0</b>	<b>0</b>	<b>0.0</b>
<b>Destruction/Damage/Vandalism</b>	<b>1</b>	<b>0.4</b>	<b>0</b>	<b>0.0</b>
<b>Drug/Narcotic Violations (Total)</b>	<b>0</b>	<b>0.0</b>	<b>0</b>	<b>0.0</b>
Drug/Narcotic Violations	0	0.0	0	0.0
Drug/Narcotic Equipment Violations	0	0.0	0	0.0

GROUP A OFFENSES	Offense	Rate per 1,000	Cleared	% Cleared
<b>Sex Offenses (Nonforcible) (Total)</b>	<b>0</b>	<b>0.0</b>	<b>0</b>	<b>0.0</b>
Incest	0	0.0	0	0.0
Statutory Rape	0	0.0	0	0.0
<b>Pornography/Obscene Material</b>	<b>0</b>	<b>0.0</b>	<b>0</b>	<b>0.0</b>
<b>Gambling Offenses (Total)</b>	<b>0</b>	<b>0.0</b>	<b>0</b>	<b>0.0</b>
Gambling - Betting/Wagering	0	0.0	0	0.0
Gambling - Operating/Promoting	0	0.0	0	0.0
Gambling - Equipment Violations	0	0.0	0	0.0
Gambling - Sports Tampering	0	0.0	0	0.0
<b>Prostitution Offenses (Total)</b>	<b>0</b>	<b>0.0</b>	<b>0</b>	<b>0.0</b>
Prostitution	0	0.0	0	0.0
Prostitution Assisting/Promoting	0	0.0	0	0.0
<b>Bribery</b>	<b>0</b>	<b>0.0</b>	<b>0</b>	<b>0.0</b>
<b>Weapon Law Violations</b>	<b>0</b>	<b>0.0</b>	<b>0</b>	<b>0.0</b>

GROUP B OFFENSES	Offenses	Rate per 1,000
Bad Checks	0	0.0
Curfew/Vagrancy	0	0.0
Disorderly Conduct	0	0.0
DUI	0	0.0
Drunkenness	0	0.0
Family-Non Violent	0	0.0
Liquor Law Violations	0	0.0
Peeping Tom	0	0.0
Runaway	0	0.0
Trespass	0	0.0
All Other Offenses	0	0.0

2010 Fall Term Campus Population	
Undergraduate Enrollment	1,214
Graduate Enrollment	1,107
Staff Personnel	122
Faculty Personnel	209
Security Personnel	5
<b>Total Campus Population</b>	<b>2,657</b>



## Tusculum College - 2010

GROUP A OFFENSES	Offense	Rate per 1,000	Cleared	% Cleared
<b>Homicide Offenses (Total)</b>	<b>0</b>	<b>0.0</b>	<b>0</b>	<b>0.0</b>
Murder	0	0.0	0	0.0
Negligent Manslaughter	0	0.0	0	0.0
<b>Kidnaping/Abduction</b>	<b>0</b>	<b>0.0</b>	<b>0</b>	<b>0.0</b>
<b>Sex Offenses (Forcible) (Total)</b>	<b>0</b>	<b>0.0</b>	<b>0</b>	<b>0.0</b>
Forcible Rape	0	0.0	0	0.0
Forcible Sodomy	0	0.0	0	0.0
Sexual Assault W/Object	0	0.0	0	0.0
Forcible Fondling	0	0.0	0	0.0
<b>Robbery</b>	<b>0</b>	<b>0.0</b>	<b>0</b>	<b>0.0</b>
<b>Assault Offenses (Total)</b>	<b>5</b>	<b>2.0</b>	<b>0</b>	<b>0.0</b>
Aggravated Assault	0	0.0	0	0.0
Simple Assault	2	0.8	0	0.0
Intimidation	2	0.8	0	0.0
Stalking	1	0.4	0	0.0
<b>Arson</b>	<b>0</b>	<b>0.0</b>	<b>0</b>	<b>0.0</b>
<b>Extortion/Blackmail</b>	<b>0</b>	<b>0.0</b>	<b>0</b>	<b>0.0</b>
<b>Burglary</b>	<b>9</b>	<b>3.6</b>	<b>0</b>	<b>0.0</b>
<b>Larceny/Theft Offenses (Total)</b>	<b>17</b>	<b>6.8</b>	<b>0</b>	<b>0.0</b>
Theft - Pocket-picking	0	0.0	0	0.0
Theft - Purse Snatching	0	0.0	0	0.0
Theft - Shoplifting	0	0.0	0	0.0
Theft From Building	0	0.0	0	0.0
Theft From Coin Machine	0	0.0	0	0.0
Theft From Motor Vehicle	4	1.6	0	0.0
Theft of Motor Vehicle Parts	0	0.0	0	0.0
Theft - All Other Larceny	13	5.2	0	0.0
<b>Motor Vehicle Theft</b>	<b>0</b>	<b>0.0</b>	<b>0</b>	<b>0.0</b>
<b>Counterfeiting/Forgery</b>	<b>1</b>	<b>0.4</b>	<b>0</b>	<b>0.0</b>
<b>Fraud Offenses (Total)</b>	<b>1</b>	<b>0.4</b>	<b>0</b>	<b>0.0</b>
Fraud - False Pretenses	0	0.0	0	0.0
Fraud - Credit Card/ATM	0	0.0	0	0.0
Fraud - Impersonation	1	0.4	0	0.0
Fraud - Welfare	0	0.0	0	0.0
Fraud - Wire	0	0.0	0	0.0
<b>Embezzlement</b>	<b>0</b>	<b>0.0</b>	<b>0</b>	<b>0.0</b>
<b>Stolen Property Offenses</b>	<b>0</b>	<b>0.0</b>	<b>0</b>	<b>0.0</b>
<b>Destruction/Damage/Vandalism</b>	<b>33</b>	<b>13.3</b>	<b>0</b>	<b>0.0</b>
<b>Drug/Narcotic Violations (Total)</b>	<b>10</b>	<b>4.0</b>	<b>0</b>	<b>0.0</b>
Drug/Narcotic Violations	5	2.0	0	0.0
Drug/Narcotic Equipment Violations	5	2.0	0	0.0

GROUP A OFFENSES	Offense	Rate per 1,000	Cleared	% Cleared
<b>Sex Offenses (Nonforcible) (Total)</b>	<b>0</b>	<b>0.0</b>	<b>0</b>	<b>0.0</b>
Incest	0	0.0	0	0.0
Statutory Rape	0	0.0	0	0.0
<b>Pornography/Obscene Material</b>	<b>0</b>	<b>0.0</b>	<b>0</b>	<b>0.0</b>
<b>Gambling Offenses (Total)</b>	<b>0</b>	<b>0.0</b>	<b>0</b>	<b>0.0</b>
Gambling - Betting/Wagering	0	0.0	0	0.0
Gambling - Operating/Promoting	0	0.0	0	0.0
Gambling - Equipment Violations	0	0.0	0	0.0
Gambling - Sports Tampering	0	0.0	0	0.0
<b>Prostitution Offenses (Total)</b>	<b>0</b>	<b>0.0</b>	<b>0</b>	<b>0.0</b>
Prostitution	0	0.0	0	0.0
Prostitution Assisting/Promoting	0	0.0	0	0.0
<b>Bribery</b>	<b>0</b>	<b>0.0</b>	<b>0</b>	<b>0.0</b>
<b>Weapon Law Violations</b>	<b>2</b>	<b>0.8</b>	<b>1</b>	<b>50.0</b>

GROUP B OFFENSES	Offenses	Rate per 1,000
Bad Checks	0	0.0
Curfew/Vagrancy	0	0.0
Disorderly Conduct	0	0.0
DUI	0	0.0
Drunkenness	0	0.0
Family-Non Violent	0	0.0
Liquor Law Violations	0	0.0
Peeping Tom	0	0.0
Runaway	0	0.0
Trespass	0	0.0
All Other Offenses	0	0.0

2010 Fall Term Campus Population	
Undergraduate Enrollment	1,997
Graduate Enrollment	228
Staff Personnel	279
Faculty Personnel	331
Security Personnel	6
<b>Total Campus Population</b>	<b>2,841</b>



## Union University - 2010

GROUP A OFFENSES	Offense	Rate per 1,000	Cleared	% Cleared
<b>Homicide Offenses (Total)</b>	<b>0</b>	<b>0.0</b>	<b>0</b>	<b>0.0</b>
Murder	0	0.0	0	0.0
Negligent Manslaughter	0	0.0	0	0.0
<b>Kidnaping/Abduction</b>	<b>0</b>	<b>0.0</b>	<b>0</b>	<b>0.0</b>
<b>Sex Offenses (Forcible) (Total)</b>	<b>0</b>	<b>0.0</b>	<b>0</b>	<b>0.0</b>
Forcible Rape	0	0.0	0	0.0
Forcible Sodomy	0	0.0	0	0.0
Sexual Assault W/Object	0	0.0	0	0.0
Forcible Fondling	0	0.0	0	0.0
<b>Robbery</b>	<b>0</b>	<b>0.0</b>	<b>0</b>	<b>0.0</b>
<b>Assault Offenses (Total)</b>	<b>1</b>	<b>0.3</b>	<b>1</b>	<b>100.0</b>
Aggravated Assault	0	0.0	0	0.0
Simple Assault	1	0.3	1	100.0
Intimidation	0	0.0	0	0.0
Stalking	0	0.0	0	0.0
<b>Arson</b>	<b>1</b>	<b>0.3</b>	<b>0</b>	<b>0.0</b>
<b>Extortion/Blackmail</b>	<b>0</b>	<b>0.0</b>	<b>0</b>	<b>0.0</b>
<b>Burglary</b>	<b>3</b>	<b>0.8</b>	<b>0</b>	<b>0.0</b>
<b>Larceny/Theft Offenses (Total)</b>	<b>19</b>	<b>4.9</b>	<b>0</b>	<b>0.0</b>
Theft - Pocket-picking	0	0.0	0	0.0
Theft - Purse Snatching	0	0.0	0	0.0
Theft - Shoplifting	0	0.0	0	0.0
Theft From Building	14	3.6	0	0.0
Theft From Coin Machine	0	0.0	0	0.0
Theft From Motor Vehicle	1	0.3	0	0.0
Theft of Motor Vehicle Parts	1	0.3	0	0.0
Theft - All Other Larceny	3	0.8	0	0.0
<b>Motor Vehicle Theft</b>	<b>2</b>	<b>0.5</b>	<b>0</b>	<b>0.0</b>
<b>Counterfeiting/Forgery</b>	<b>0</b>	<b>0.0</b>	<b>0</b>	<b>0.0</b>
<b>Fraud Offenses (Total)</b>	<b>0</b>	<b>0.0</b>	<b>0</b>	<b>0.0</b>
Fraud - False Pretenses	0	0.0	0	0.0
Fraud - Credit Card/ATM	0	0.0	0	0.0
Fraud - Impersonation	0	0.0	0	0.0
Fraud - Welfare	0	0.0	0	0.0
Fraud - Wire	0	0.0	0	0.0
<b>Embezzlement</b>	<b>0</b>	<b>0.0</b>	<b>0</b>	<b>0.0</b>
<b>Stolen Property Offenses</b>	<b>0</b>	<b>0.0</b>	<b>0</b>	<b>0.0</b>
<b>Destruction/Damage/Vandalism</b>	<b>5</b>	<b>1.3</b>	<b>0</b>	<b>0.0</b>
<b>Drug/Narcotic Violations (Total)</b>	<b>1</b>	<b>0.3</b>	<b>1</b>	<b>100.0</b>
Drug/Narcotic Violations	1	0.3	1	100.0
Drug/Narcotic Equipment Violations	0	0.0	0	0.0

GROUP A OFFENSES	Offense	Rate per 1,000	Cleared	% Cleared
<b>Sex Offenses (Nonforcible) (Total)</b>	<b>0</b>	<b>0.0</b>	<b>0</b>	<b>0.0</b>
Incest	0	0.0	0	0.0
Statutory Rape	0	0.0	0	0.0
<b>Pornography/Obscene Material</b>	<b>0</b>	<b>0.0</b>	<b>0</b>	<b>0.0</b>
<b>Gambling Offenses (Total)</b>	<b>0</b>	<b>0.0</b>	<b>0</b>	<b>0.0</b>
Gambling - Betting/Wagering	0	0.0	0	0.0
Gambling - Operating/Promoting	0	0.0	0	0.0
Gambling - Equipment Violations	0	0.0	0	0.0
Gambling - Sports Tampering	0	0.0	0	0.0
<b>Prostitution Offenses (Total)</b>	<b>0</b>	<b>0.0</b>	<b>0</b>	<b>0.0</b>
Prostitution	0	0.0	0	0.0
Prostitution Assisting/Promoting	0	0.0	0	0.0
<b>Bribery</b>	<b>0</b>	<b>0.0</b>	<b>0</b>	<b>0.0</b>
<b>Weapon Law Violations</b>	<b>0</b>	<b>0.0</b>	<b>0</b>	<b>0.0</b>

GROUP B OFFENSES	Offenses	Rate per 1,000
Bad Checks	0	0.0
Curfew/Vagrancy	0	0.0
Disorderly Conduct	0	0.0
DUI	0	0.0
Drunkenness	0	0.0
Family-Non Violent	0	0.0
Liquor Law Violations	0	0.0
Peeping Tom	0	0.0
Runaway	0	0.0
Trespass	0	0.0
All Other Offenses	0	0.0

2010 Fall Term Campus Population	
Undergraduate Enrollment	2,458
Graduate Enrollment	1,029
Staff Personnel	222
Faculty Personnel	399
Security Personnel	11
<b>Total Campus Population</b>	<b>4,119</b>



## University of Memphis - 2010

GROUP A OFFENSES	Offense	Rate per 1,000	Cleared	% Cleared
<b>Homicide Offenses (Total)</b>	<b>0</b>	<b>0.0</b>	<b>0</b>	<b>0.0</b>
Murder	0	0.0	0	0.0
Negligent Manslaughter	0	0.0	0	0.0
<b>Kidnaping/Abduction</b>	<b>0</b>	<b>0.0</b>	<b>0</b>	<b>0.0</b>
<b>Sex Offenses (Forcible) (Total)</b>	<b>1</b>	<b>0.0</b>	<b>1</b>	<b>100.0</b>
Forcible Rape	0	0.0	0	0.0
Forcible Sodomy	0	0.0	0	0.0
Sexual Assault W/Object	1	0.0	1	100.0
Forcible Fondling	0	0.0	0	0.0
<b>Robbery</b>	<b>4</b>	<b>0.2</b>	<b>2</b>	<b>50.0</b>
<b>Assault Offenses (Total)</b>	<b>54</b>	<b>2.4</b>	<b>32</b>	<b>59.3</b>
Aggravated Assault	2	0.1	1	50.0
Simple Assault	27	1.2	19	70.4
Intimidation	24	1.1	11	45.8
Stalking	1	0.0	1	100.0
<b>Arson</b>	<b>0</b>	<b>0.0</b>	<b>0</b>	<b>0.0</b>
<b>Extortion/Blackmail</b>	<b>0</b>	<b>0.0</b>	<b>0</b>	<b>0.0</b>
<b>Burglary</b>	<b>44</b>	<b>2.0</b>	<b>6</b>	<b>13.6</b>
<b>Larceny/Theft Offenses (Total)</b>	<b>135</b>	<b>6.0</b>	<b>11</b>	<b>8.1</b>
Theft - Pocket-picking	0	0.0	0	0.0
Theft - Purse Snatching	0	0.0	0	0.0
Theft - Shoplifting	1	0.0	0	0.0
Theft From Building	74	3.3	6	8.1
Theft From Coin Machine	5	0.2	0	0.0
Theft From Motor Vehicle	13	0.6	0	0.0
Theft of Motor Vehicle Parts	20	0.9	1	5.0
Theft - All Other Larceny	22	1.0	4	18.2
<b>Motor Vehicle Theft</b>	<b>3</b>	<b>0.1</b>	<b>2</b>	<b>66.7</b>
<b>Counterfeiting/Forgery</b>	<b>0</b>	<b>0.0</b>	<b>0</b>	<b>0.0</b>
<b>Fraud Offenses (Total)</b>	<b>7</b>	<b>0.3</b>	<b>1</b>	<b>14.3</b>
Fraud - False Pretenses	3	0.1	0	0.0
Fraud - Credit Card/ATM	3	0.1	0	0.0
Fraud - Impersonation	1	0.0	1	100.0
Fraud - Welfare	0	0.0	0	0.0
Fraud - Wire	0	0.0	0	0.0
<b>Embezzlement</b>	<b>3</b>	<b>0.1</b>	<b>2</b>	<b>66.7</b>
<b>Stolen Property Offenses</b>	<b>0</b>	<b>0.0</b>	<b>0</b>	<b>0.0</b>
<b>Destruction/Damage/Vandalism</b>	<b>42</b>	<b>1.9</b>	<b>3</b>	<b>7.1</b>
<b>Drug/Narcotic Violations (Total)</b>	<b>15</b>	<b>0.7</b>	<b>13</b>	<b>86.7</b>
Drug/Narcotic Violations	12	0.5	10	83.3
Drug/Narcotic Equipment Violations	3	0.1	3	100.0

GROUP A OFFENSES	Offense	Rate per 1,000	Cleared	% Cleared
<b>Sex Offenses (Nonforcible) (Total)</b>	<b>0</b>	<b>0.0</b>	<b>0</b>	<b>0.0</b>
Incest	0	0.0	0	0.0
Statutory Rape	0	0.0	0	0.0
<b>Pornography/Obscene Material</b>	<b>0</b>	<b>0.0</b>	<b>0</b>	<b>0.0</b>
<b>Gambling Offenses (Total)</b>	<b>0</b>	<b>0.0</b>	<b>0</b>	<b>0.0</b>
Gambling - Betting/Wagering	0	0.0	0	0.0
Gambling - Operating/Promoting	0	0.0	0	0.0
Gambling - Equipment Violations	0	0.0	0	0.0
Gambling - Sports Tampering	0	0.0	0	0.0
<b>Prostitution Offenses (Total)</b>	<b>0</b>	<b>0.0</b>	<b>0</b>	<b>0.0</b>
Prostitution	0	0.0	0	0.0
Prostitution Assisting/Promoting	0	0.0	0	0.0
<b>Bribery</b>	<b>0</b>	<b>0.0</b>	<b>0</b>	<b>0.0</b>
<b>Weapon Law Violations</b>	<b>4</b>	<b>0.2</b>	<b>4</b>	<b>100.0</b>

GROUP B OFFENSES	Offenses	Rate per 1,000
Bad Checks	0	0.0
Curfew/Vagrancy	1	0.0
Disorderly Conduct	3	0.1
DUI	2	0.1
Drunkenness	3	0.1
Family-Non Violent	0	0.0
Liquor Law Violations	18	0.8
Peeping Tom	0	0.0
Runaway	0	0.0
Trespass	8	0.4
All Other Offenses	1	0.0

2010 Fall Term Campus Population	
Undergraduate Enrollment	15,935
Graduate Enrollment	4,021
Staff Personnel	1,845
Faculty Personnel	1,428
Security Personnel	53
<b>Total Campus Population</b>	<b>23,282</b>



## University of Tennessee at Chattanooga - 2010

GROUP A OFFENSES	Offense	Rate per 1,000	Cleared	% Cleared
<b>Homicide Offenses (Total)</b>	<b>0</b>	<b>0.0</b>	<b>0</b>	<b>0.0</b>
Murder	0	0.0	0	0.0
Negligent Manslaughter	0	0.0	0	0.0
<b>Kidnaping/Abduction</b>	<b>0</b>	<b>0.0</b>	<b>0</b>	<b>0.0</b>
<b>Sex Offenses (Forcible) (Total)</b>	<b>1</b>	<b>0.1</b>	<b>0</b>	<b>0.0</b>
Forcible Rape	1	0.1	0	0.0
Forcible Sodomy	0	0.0	0	0.0
Sexual Assault W/Object	0	0.0	0	0.0
Forcible Fondling	0	0.0	0	0.0
<b>Robbery</b>	<b>1</b>	<b>0.1</b>	<b>0</b>	<b>0.0</b>
<b>Assault Offenses (Total)</b>	<b>24</b>	<b>2.3</b>	<b>10</b>	<b>41.7</b>
Aggravated Assault	1	0.1	0	0.0
Simple Assault	19	1.9	10	52.6
Intimidation	3	0.3	0	0.0
Stalking	1	0.1	0	0.0
<b>Arson</b>	<b>0</b>	<b>0.0</b>	<b>0</b>	<b>0.0</b>
<b>Extortion/Blackmail</b>	<b>0</b>	<b>0.0</b>	<b>0</b>	<b>0.0</b>
<b>Burglary</b>	<b>19</b>	<b>1.9</b>	<b>2</b>	<b>10.5</b>
<b>Larceny/Theft Offenses (Total)</b>	<b>139</b>	<b>13.6</b>	<b>11</b>	<b>7.9</b>
Theft - Pocket-picking	0	0.0	0	0.0
Theft - Purse Snatching	0	0.0	0	0.0
Theft - Shoplifting	0	0.0	0	0.0
Theft From Building	46	4.5	1	2.2
Theft From Coin Machine	2	0.2	0	0.0
Theft From Motor Vehicle	26	2.5	0	0.0
Theft of Motor Vehicle Parts	3	0.3	1	33.3
Theft - All Other Larceny	62	6.1	9	14.5
<b>Motor Vehicle Theft</b>	<b>4</b>	<b>0.4</b>	<b>0</b>	<b>0.0</b>
<b>Counterfeiting/Forgery</b>	<b>1</b>	<b>0.1</b>	<b>1</b>	<b>100.0</b>
<b>Fraud Offenses (Total)</b>	<b>6</b>	<b>0.6</b>	<b>4</b>	<b>66.7</b>
Fraud - False Pretenses	2	0.2	2	100.0
Fraud - Credit Card/ATM	2	0.2	1	50.0
Fraud - Impersonation	1	0.1	1	100.0
Fraud - Welfare	0	0.0	0	0.0
Fraud - Wire	1	0.1	0	0.0
<b>Embezzlement</b>	<b>0</b>	<b>0.0</b>	<b>0</b>	<b>0.0</b>
<b>Stolen Property Offenses</b>	<b>0</b>	<b>0.0</b>	<b>0</b>	<b>0.0</b>
<b>Destruction/Damage/Vandalism</b>	<b>41</b>	<b>4.0</b>	<b>5</b>	<b>12.2</b>
<b>Drug/Narcotic Violations (Total)</b>	<b>76</b>	<b>7.4</b>	<b>76</b>	<b>100.0</b>
Drug/Narcotic Violations	33	3.2	33	100.0
Drug/Narcotic Equipment Violations	43	4.2	43	100.0

GROUP A OFFENSES	Offense	Rate per 1,000	Cleared	% Cleared
<b>Sex Offenses (Nonforcible) (Total)</b>	<b>0</b>	<b>0.0</b>	<b>0</b>	<b>0.0</b>
Incest	0	0.0	0	0.0
Statutory Rape	0	0.0	0	0.0
<b>Pornography/Obscene Material</b>	<b>0</b>	<b>0.0</b>	<b>0</b>	<b>0.0</b>
<b>Gambling Offenses (Total)</b>	<b>0</b>	<b>0.0</b>	<b>0</b>	<b>0.0</b>
Gambling - Betting/Wagering	0	0.0	0	0.0
Gambling - Operating/Promoting	0	0.0	0	0.0
Gambling - Equipment Violations	0	0.0	0	0.0
Gambling - Sports Tampering	0	0.0	0	0.0
<b>Prostitution Offenses (Total)</b>	<b>0</b>	<b>0.0</b>	<b>0</b>	<b>0.0</b>
Prostitution	0	0.0	0	0.0
Prostitution Assisting/Promoting	0	0.0	0	0.0
<b>Bribery</b>	<b>0</b>	<b>0.0</b>	<b>0</b>	<b>0.0</b>
<b>Weapon Law Violations</b>	<b>1</b>	<b>0.1</b>	<b>1</b>	<b>100.0</b>

GROUP B OFFENSES	Offenses	Rate per 1,000
Bad Checks	0	0.0
Curfew/Vagrancy	0	0.0
Disorderly Conduct	4	0.4
DUI	2	0.2
Drunkenness	18	1.8
Family-Non Violent	0	0.0
Liquor Law Violations	124	12.1
Peeping Tom	0	0.0
Runaway	0	0.0
Trespass	8	0.8
All Other Offenses	12	1.2

2010 Fall Term Campus Population	
Undergraduate Enrollment	8,367
Graduate Enrollment	964
Staff Personnel	988
Faculty Personnel	670
Security Personnel	109
<b>Total Campus Population</b>	<b>11,098</b>



## University of Tennessee at Knoxville - 2010

GROUP A OFFENSES	Offense	Rate per 1,000	Cleared	% Cleared
<b>Homicide Offenses (Total)</b>	<b>0</b>	<b>0.0</b>	<b>0</b>	<b>0.0</b>
Murder	0	0.0	0	0.0
Negligent Manslaughter	0	0.0	0	0.0
<b>Kidnaping/Abduction</b>	<b>0</b>	<b>0.0</b>	<b>0</b>	<b>0.0</b>
<b>Sex Offenses (Forcible) (Total)</b>	<b>1</b>	<b>0.0</b>	<b>1</b>	<b>100.0</b>
Forcible Rape	1	0.0	1	100.0
Forcible Sodomy	0	0.0	0	0.0
Sexual Assault W/Object	0	0.0	0	0.0
Forcible Fondling	0	0.0	0	0.0
<b>Robbery</b>	<b>1</b>	<b>0.0</b>	<b>0</b>	<b>0.0</b>
<b>Assault Offenses (Total)</b>	<b>50</b>	<b>1.3</b>	<b>28</b>	<b>56.0</b>
Aggravated Assault	2	0.1	1	50.0
Simple Assault	30	0.8	20	66.7
Intimidation	16	0.4	6	37.5
Stalking	2	0.1	1	50.0
<b>Arson</b>	<b>2</b>	<b>0.1</b>	<b>0</b>	<b>0.0</b>
<b>Extortion/Blackmail</b>	<b>0</b>	<b>0.0</b>	<b>0</b>	<b>0.0</b>
<b>Burglary</b>	<b>17</b>	<b>0.5</b>	<b>2</b>	<b>11.8</b>
<b>Larceny/Theft Offenses (Total)</b>	<b>490</b>	<b>13.2</b>	<b>9</b>	<b>1.8</b>
Theft - Pocket-picking	4	0.1	0	0.0
Theft - Purse Snatching	0	0.0	0	0.0
Theft - Shoplifting	2	0.1	0	0.0
Theft From Building	295	7.9	6	2.0
Theft From Coin Machine	1	0.0	0	0.0
Theft From Motor Vehicle	77	2.1	0	0.0
Theft of Motor Vehicle Parts	29	0.8	0	0.0
Theft - All Other Larceny	82	2.2	3	3.7
<b>Motor Vehicle Theft</b>	<b>5</b>	<b>0.1</b>	<b>1</b>	<b>20.0</b>
<b>Counterfeiting/Forgery</b>	<b>0</b>	<b>0.0</b>	<b>0</b>	<b>0.0</b>
<b>Fraud Offenses (Total)</b>	<b>7</b>	<b>0.2</b>	<b>2</b>	<b>28.6</b>
Fraud - False Pretenses	2	0.1	1	50.0
Fraud - Credit Card/ATM	4	0.1	0	0.0
Fraud - Impersonation	1	0.0	1	100.0
Fraud - Welfare	0	0.0	0	0.0
Fraud - Wire	0	0.0	0	0.0
<b>Embezzlement</b>	<b>0</b>	<b>0.0</b>	<b>0</b>	<b>0.0</b>
<b>Stolen Property Offenses</b>	<b>0</b>	<b>0.0</b>	<b>0</b>	<b>0.0</b>
<b>Destruction/Damage/Vandalism</b>	<b>94</b>	<b>2.5</b>	<b>2</b>	<b>2.1</b>
<b>Drug/Narcotic Violations (Total)</b>	<b>90</b>	<b>2.4</b>	<b>21</b>	<b>23.3</b>
Drug/Narcotic Violations	71	1.9	14	19.7
Drug/Narcotic Equipment Violations	19	0.5	7	36.8

GROUP A OFFENSES	Offense	Rate per 1,000	Cleared	% Cleared
<b>Sex Offenses (Nonforcible) (Total)</b>	<b>0</b>	<b>0.0</b>	<b>0</b>	<b>0.0</b>
Incest	0	0.0	0	0.0
Statutory Rape	0	0.0	0	0.0
<b>Pornography/Obscene Material</b>	<b>0</b>	<b>0.0</b>	<b>0</b>	<b>0.0</b>
<b>Gambling Offenses (Total)</b>	<b>0</b>	<b>0.0</b>	<b>0</b>	<b>0.0</b>
Gambling - Betting/Wagering	0	0.0	0	0.0
Gambling - Operating/Promoting	0	0.0	0	0.0
Gambling - Equipment Violations	0	0.0	0	0.0
Gambling - Sports Tampering	0	0.0	0	0.0
<b>Prostitution Offenses (Total)</b>	<b>0</b>	<b>0.0</b>	<b>0</b>	<b>0.0</b>
Prostitution	0	0.0	0	0.0
Prostitution Assisting/Promoting	0	0.0	0	0.0
<b>Bribery</b>	<b>0</b>	<b>0.0</b>	<b>0</b>	<b>0.0</b>
<b>Weapon Law Violations</b>	<b>2</b>	<b>0.1</b>	<b>1</b>	<b>50.0</b>

GROUP B OFFENSES	Offenses	Rate per 1,000
Bad Checks	0	0.0
Curfew/Vagrancy	2	0.1
Disorderly Conduct	9	0.2
DUI	19	0.5
Drunkenness	70	1.9
Family-Non Violent	0	0.0
Liquor Law Violations	31	0.8
Peeping Tom	0	0.0
Runaway	1	0.0
Trespass	20	0.5
All Other Offenses	1	0.0

2010 Fall Term Campus Population	
Undergraduate Enrollment	20,538
Graduate Enrollment	5,416
Staff Personnel	7,457
Faculty Personnel	1,869
Security Personnel	143
<b>Total Campus Population</b>	<b>35,423</b>



## University of Tennessee at Martin - 2010

GROUP A OFFENSES	Offense	Rate per 1,000	Cleared	% Cleared
<b>Homicide Offenses (Total)</b>	<b>0</b>	<b>0.0</b>	<b>0</b>	<b>0.0</b>
Murder	0	0.0	0	0.0
Negligent Manslaughter	0	0.0	0	0.0
<b>Kidnaping/Abduction</b>	<b>0</b>	<b>0.0</b>	<b>0</b>	<b>0.0</b>
<b>Sex Offenses (Forcible) (Total)</b>	<b>0</b>	<b>0.0</b>	<b>0</b>	<b>0.0</b>
Forcible Rape	0	0.0	0	0.0
Forcible Sodomy	0	0.0	0	0.0
Sexual Assault W/Object	0	0.0	0	0.0
Forcible Fondling	0	0.0	0	0.0
<b>Robbery</b>	<b>0</b>	<b>0.0</b>	<b>0</b>	<b>0.0</b>
<b>Assault Offenses (Total)</b>	<b>8</b>	<b>1.0</b>	<b>8</b>	<b>100.0</b>
Aggravated Assault	0	0.0	0	0.0
Simple Assault	5	0.6	5	100.0
Intimidation	2	0.2	2	100.0
Stalking	1	0.1	1	100.0
<b>Arson</b>	<b>0</b>	<b>0.0</b>	<b>0</b>	<b>0.0</b>
<b>Extortion/Blackmail</b>	<b>0</b>	<b>0.0</b>	<b>0</b>	<b>0.0</b>
<b>Burglary</b>	<b>9</b>	<b>1.1</b>	<b>2</b>	<b>22.2</b>
<b>Larceny/Theft Offenses (Total)</b>	<b>43</b>	<b>5.2</b>	<b>8</b>	<b>18.6</b>
Theft - Pocket-picking	0	0.0	0	0.0
Theft - Purse Snatching	0	0.0	0	0.0
Theft - Shoplifting	2	0.2	2	100.0
Theft From Building	14	1.7	2	14.3
Theft From Coin Machine	2	0.2	0	0.0
Theft From Motor Vehicle	14	1.7	1	7.1
Theft of Motor Vehicle Parts	1	0.1	1	100.0
Theft - All Other Larceny	10	1.2	2	20.0
<b>Motor Vehicle Theft</b>	<b>1</b>	<b>0.1</b>	<b>0</b>	<b>0.0</b>
<b>Counterfeiting/Forgery</b>	<b>0</b>	<b>0.0</b>	<b>0</b>	<b>0.0</b>
<b>Fraud Offenses (Total)</b>	<b>2</b>	<b>0.2</b>	<b>2</b>	<b>100.0</b>
Fraud - False Pretenses	0	0.0	0	0.0
Fraud - Credit Card/ATM	2	0.2	2	100.0
Fraud - Impersonation	0	0.0	0	0.0
Fraud - Welfare	0	0.0	0	0.0
Fraud - Wire	0	0.0	0	0.0
<b>Embezzlement</b>	<b>0</b>	<b>0.0</b>	<b>0</b>	<b>0.0</b>
<b>Stolen Property Offenses</b>	<b>1</b>	<b>0.1</b>	<b>1</b>	<b>100.0</b>
<b>Destruction/Damage/Vandalism</b>	<b>11</b>	<b>1.3</b>	<b>5</b>	<b>45.5</b>
<b>Drug/Narcotic Violations (Total)</b>	<b>15</b>	<b>1.8</b>	<b>15</b>	<b>100.0</b>
Drug/Narcotic Violations	8	1.0	8	100.0
Drug/Narcotic Equipment Violations	7	0.9	7	100.0

GROUP A OFFENSES	Offense	Rate per 1,000	Cleared	% Cleared
<b>Sex Offenses (Nonforcible) (Total)</b>	<b>0</b>	<b>0.0</b>	<b>0</b>	<b>0.0</b>
Incest	0	0.0	0	0.0
Statutory Rape	0	0.0	0	0.0
<b>Pornography/Obscene Material</b>	<b>0</b>	<b>0.0</b>	<b>0</b>	<b>0.0</b>
<b>Gambling Offenses (Total)</b>	<b>0</b>	<b>0.0</b>	<b>0</b>	<b>0.0</b>
Gambling - Betting/Wagering	0	0.0	0	0.0
Gambling - Operating/Promoting	0	0.0	0	0.0
Gambling - Equipment Violations	0	0.0	0	0.0
Gambling - Sports Tampering	0	0.0	0	0.0
<b>Prostitution Offenses (Total)</b>	<b>0</b>	<b>0.0</b>	<b>0</b>	<b>0.0</b>
Prostitution	0	0.0	0	0.0
Prostitution Assisting/Promoting	0	0.0	0	0.0
<b>Bribery</b>	<b>0</b>	<b>0.0</b>	<b>0</b>	<b>0.0</b>
<b>Weapon Law Violations</b>	<b>1</b>	<b>0.1</b>	<b>0</b>	<b>0.0</b>

GROUP B OFFENSES	Offenses	Rate per 1,000
Bad Checks	0	0.0
Curfew/Vagrancy	0	0.0
Disorderly Conduct	0	0.0
DUI	1	0.1
Drunkenness	4	0.5
Family-Non Violent	0	0.0
Liquor Law Violations	26	3.2
Peeping Tom	0	0.0
Runaway	0	0.0
Trespass	1	0.1
All Other Offenses	1	0.1

2010 Fall Term Campus Population	
Undergraduate Enrollment	7,318
Graduate Enrollment	378
Staff Personnel	516
Faculty Personnel	302
Security Personnel	16
<b>Total Campus Population</b>	<b>8,530</b>





## University of Tennessee Health Sciences Center - 2010

GROUP A OFFENSES	Offense	Rate per 1,000	Cleared	% Cleared
<b>Homicide Offenses (Total)</b>	<b>0</b>	<b>0.0</b>	<b>0</b>	<b>0.0</b>
Murder	0	0.0	0	0.0
Negligent Manslaughter	0	0.0	0	0.0
<b>Kidnaping/Abduction</b>	<b>0</b>	<b>0.0</b>	<b>0</b>	<b>0.0</b>
<b>Sex Offenses (Forcible) (Total)</b>	<b>0</b>	<b>0.0</b>	<b>0</b>	<b>0.0</b>
Forcible Rape	0	0.0	0	0.0
Forcible Sodomy	0	0.0	0	0.0
Sexual Assault W/Object	0	0.0	0	0.0
Forcible Fondling	0	0.0	0	0.0
<b>Robbery</b>	<b>1</b>	<b>0.1</b>	<b>0</b>	<b>0.0</b>
<b>Assault Offenses (Total)</b>	<b>5</b>	<b>0.7</b>	<b>0</b>	<b>0.0</b>
Aggravated Assault	0	0.0	0	0.0
Simple Assault	4	0.5	0	0.0
Intimidation	1	0.1	0	0.0
Stalking	0	0.0	0	0.0
<b>Arson</b>	<b>0</b>	<b>0.0</b>	<b>0</b>	<b>0.0</b>
<b>Extortion/Blackmail</b>	<b>0</b>	<b>0.0</b>	<b>0</b>	<b>0.0</b>
<b>Burglary</b>	<b>9</b>	<b>1.2</b>	<b>0</b>	<b>0.0</b>
<b>Larceny/Theft Offenses (Total)</b>	<b>65</b>	<b>8.6</b>	<b>5</b>	<b>7.7</b>
Theft - Pocket-picking	0	0.0	0	0.0
Theft - Purse Snatching	0	0.0	0	0.0
Theft - Shoplifting	1	0.1	0	0.0
Theft From Building	25	3.3	3	12.0
Theft From Coin Machine	2	0.3	0	0.0
Theft From Motor Vehicle	21	2.8	2	9.5
Theft of Motor Vehicle Parts	14	1.8	0	0.0
Theft - All Other Larceny	2	0.3	0	0.0
<b>Motor Vehicle Theft</b>	<b>4</b>	<b>0.5</b>	<b>0</b>	<b>0.0</b>
<b>Counterfeiting/Forgery</b>	<b>0</b>	<b>0.0</b>	<b>0</b>	<b>0.0</b>
<b>Fraud Offenses (Total)</b>	<b>1</b>	<b>0.1</b>	<b>1</b>	<b>100.0</b>
Fraud - False Pretenses	0	0.0	0	0.0
Fraud - Credit Card/ATM	0	0.0	0	0.0
Fraud - Impersonation	1	0.1	1	100.0
Fraud - Welfare	0	0.0	0	0.0
Fraud - Wire	0	0.0	0	0.0
<b>Embezzlement</b>	<b>0</b>	<b>0.0</b>	<b>0</b>	<b>0.0</b>
<b>Stolen Property Offenses</b>	<b>0</b>	<b>0.0</b>	<b>0</b>	<b>0.0</b>
<b>Destruction/Damage/Vandalism</b>	<b>3</b>	<b>0.4</b>	<b>0</b>	<b>0.0</b>
<b>Drug/Narcotic Violations (Total)</b>	<b>3</b>	<b>0.4</b>	<b>3</b>	<b>100.0</b>
Drug/Narcotic Violations	1	0.1	1	100.0
Drug/Narcotic Equipment Violations	2	0.3	2	100.0

GROUP A OFFENSES	Offense	Rate per 1,000	Cleared	% Cleared
<b>Sex Offenses (Nonforcible) (Total)</b>	<b>0</b>	<b>0.0</b>	<b>0</b>	<b>0.0</b>
Incest	0	0.0	0	0.0
Statutory Rape	0	0.0	0	0.0
<b>Pornography/Obscene Material</b>	<b>0</b>	<b>0.0</b>	<b>0</b>	<b>0.0</b>
<b>Gambling Offenses (Total)</b>	<b>0</b>	<b>0.0</b>	<b>0</b>	<b>0.0</b>
Gambling - Betting/Wagering	0	0.0	0	0.0
Gambling - Operating/Promoting	0	0.0	0	0.0
Gambling - Equipment Violations	0	0.0	0	0.0
Gambling - Sports Tampering	0	0.0	0	0.0
<b>Prostitution Offenses (Total)</b>	<b>0</b>	<b>0.0</b>	<b>0</b>	<b>0.0</b>
Prostitution	0	0.0	0	0.0
Prostitution Assisting/Promoting	0	0.0	0	0.0
<b>Bribery</b>	<b>0</b>	<b>0.0</b>	<b>0</b>	<b>0.0</b>
<b>Weapon Law Violations</b>	<b>0</b>	<b>0.0</b>	<b>0</b>	<b>0.0</b>

GROUP B OFFENSES	Offenses	Rate per 1,000
Bad Checks	0	0.0
Curfew/Vagrancy	0	0.0
Disorderly Conduct	3	0.4
DUI	0	0.0
Drunkenness	0	0.0
Family-Non Violent	0	0.0
Liquor Law Violations	0	0.0
Peeping Tom	0	0.0
Runaway	0	0.0
Trespass	3	0.4
All Other Offenses	0	0.0

2010 Fall Term Campus Population	
Undergraduate Enrollment	83
Graduate Enrollment	2,285
Staff Personnel	2,653
Faculty Personnel	1,493
Security Personnel	51
<b>Total Campus Population</b>	<b>6,565</b>



## University of Tennessee Space Institute - 2010

GROUP A OFFENSES	Offense	Rate per 1,000	Cleared	% Cleared
<b>Homicide Offenses (Total)</b>	<b>0</b>	<b>0.0</b>	<b>0</b>	<b>0.0</b>
Murder	0	0.0	0	0.0
Negligent Manslaughter	0	0.0	0	0.0
<b>Kidnaping/Abduction</b>	<b>0</b>	<b>0.0</b>	<b>0</b>	<b>0.0</b>
<b>Sex Offenses (Forcible) (Total)</b>	<b>0</b>	<b>0.0</b>	<b>0</b>	<b>0.0</b>
Forcible Rape	0	0.0	0	0.0
Forcible Sodomy	0	0.0	0	0.0
Sexual Assault W/Object	0	0.0	0	0.0
Forcible Fondling	0	0.0	0	0.0
<b>Robbery</b>	<b>0</b>	<b>0.0</b>	<b>0</b>	<b>0.0</b>
<b>Assault Offenses (Total)</b>	<b>0</b>	<b>0.0</b>	<b>0</b>	<b>0.0</b>
Aggravated Assault	0	0.0	0	0.0
Simple Assault	0	0.0	0	0.0
Intimidation	0	0.0	0	0.0
Stalking	0	0.0	0	0.0
<b>Arson</b>	<b>0</b>	<b>0.0</b>	<b>0</b>	<b>0.0</b>
<b>Extortion/Blackmail</b>	<b>0</b>	<b>0.0</b>	<b>0</b>	<b>0.0</b>
<b>Burglary</b>	<b>1</b>	<b>3.6</b>	<b>0</b>	<b>0.0</b>
<b>Larceny/Theft Offenses (Total)</b>	<b>0</b>	<b>0.0</b>	<b>0</b>	<b>0.0</b>
Theft - Pocket-picking	0	0.0	0	0.0
Theft - Purse Snatching	0	0.0	0	0.0
Theft - Shoplifting	0	0.0	0	0.0
Theft From Building	0	0.0	0	0.0
Theft From Coin Machine	0	0.0	0	0.0
Theft From Motor Vehicle	0	0.0	0	0.0
Theft of Motor Vehicle Parts	0	0.0	0	0.0
Theft - All Other Larceny	0	0.0	0	0.0
<b>Motor Vehicle Theft</b>	<b>0</b>	<b>0.0</b>	<b>0</b>	<b>0.0</b>
<b>Counterfeiting/Forgery</b>	<b>0</b>	<b>0.0</b>	<b>0</b>	<b>0.0</b>
<b>Fraud Offenses (Total)</b>	<b>0</b>	<b>0.0</b>	<b>0</b>	<b>0.0</b>
Fraud - False Pretenses	0	0.0	0	0.0
Fraud - Credit Card/ATM	0	0.0	0	0.0
Fraud - Impersonation	0	0.0	0	0.0
Fraud - Welfare	0	0.0	0	0.0
Fraud - Wire	0	0.0	0	0.0
<b>Embezzlement</b>	<b>0</b>	<b>0.0</b>	<b>0</b>	<b>0.0</b>
<b>Stolen Property Offenses</b>	<b>0</b>	<b>0.0</b>	<b>0</b>	<b>0.0</b>
<b>Destruction/Damage/Vandalism</b>	<b>0</b>	<b>0.0</b>	<b>0</b>	<b>0.0</b>
<b>Drug/Narcotic Violations (Total)</b>	<b>0</b>	<b>0.0</b>	<b>0</b>	<b>0.0</b>
Drug/Narcotic Violations	0	0.0	0	0.0
Drug/Narcotic Equipment Violations	0	0.0	0	0.0

GROUP A OFFENSES	Offense	Rate per 1,000	Cleared	% Cleared
<b>Sex Offenses (Nonforcible) (Total)</b>	<b>0</b>	<b>0.0</b>	<b>0</b>	<b>0.0</b>
Incest	0	0.0	0	0.0
Statutory Rape	0	0.0	0	0.0
<b>Pornography/Obscene Material</b>	<b>0</b>	<b>0.0</b>	<b>0</b>	<b>0.0</b>
<b>Gambling Offenses (Total)</b>	<b>0</b>	<b>0.0</b>	<b>0</b>	<b>0.0</b>
Gambling - Betting/Wagering	0	0.0	0	0.0
Gambling - Operating/Promoting	0	0.0	0	0.0
Gambling - Equipment Violations	0	0.0	0	0.0
Gambling - Sports Tampering	0	0.0	0	0.0
<b>Prostitution Offenses (Total)</b>	<b>0</b>	<b>0.0</b>	<b>0</b>	<b>0.0</b>
Prostitution	0	0.0	0	0.0
Prostitution Assisting/Promoting	0	0.0	0	0.0
<b>Bribery</b>	<b>0</b>	<b>0.0</b>	<b>0</b>	<b>0.0</b>
<b>Weapon Law Violations</b>	<b>0</b>	<b>0.0</b>	<b>0</b>	<b>0.0</b>

GROUP B OFFENSES	Offenses	Rate per 1,000
Bad Checks	0	0.0
Curfew/Vagrancy	0	0.0
Disorderly Conduct	0	0.0
DUI	0	0.0
Drunkenness	0	0.0
Family-Non Violent	0	0.0
Liquor Law Violations	0	0.0
Peeping Tom	0	0.0
Runaway	0	0.0
Trespass	0	0.0
All Other Offenses	0	0.0

2010 Fall Term Campus Population	
Undergraduate Enrollment	0
Graduate Enrollment	121
Staff Personnel	79
Faculty Personnel	67
Security Personnel	0
<b>Total Campus Population</b>	<b>267</b>



## University of the South - 2010

GROUP A OFFENSES	Offense	Rate per 1,000	Cleared	% Cleared
<b>Homicide Offenses (Total)</b>	<b>0</b>	<b>0.0</b>	<b>0</b>	<b>0.0</b>
Murder	0	0.0	0	0.0
Negligent Manslaughter	0	0.0	0	0.0
<b>Kidnaping/Abduction</b>	<b>0</b>	<b>0.0</b>	<b>0</b>	<b>0.0</b>
<b>Sex Offenses (Forcible) (Total)</b>	<b>4</b>	<b>1.9</b>	<b>4</b>	<b>100.0</b>
Forcible Rape	0	0.0	0	0.0
Forcible Sodomy	0	0.0	0	0.0
Sexual Assault W/Object	0	0.0	0	0.0
Forcible Fondling	4	1.9	4	100.0
<b>Robbery</b>	<b>0</b>	<b>0.0</b>	<b>0</b>	<b>0.0</b>
<b>Assault Offenses (Total)</b>	<b>4</b>	<b>1.9</b>	<b>2</b>	<b>50.0</b>
Aggravated Assault	0	0.0	0	0.0
Simple Assault	4	1.9	2	50.0
Intimidation	0	0.0	0	0.0
Stalking	0	0.0	0	0.0
<b>Arson</b>	<b>1</b>	<b>0.5</b>	<b>1</b>	<b>100.0</b>
<b>Extortion/Blackmail</b>	<b>0</b>	<b>0.0</b>	<b>0</b>	<b>0.0</b>
<b>Burglary</b>	<b>13</b>	<b>6.1</b>	<b>1</b>	<b>7.7</b>
<b>Larceny/Theft Offenses (Total)</b>	<b>39</b>	<b>18.4</b>	<b>4</b>	<b>10.3</b>
Theft - Pocket-picking	0	0.0	0	0.0
Theft - Purse Snatching	0	0.0	0	0.0
Theft - Shoplifting	0	0.0	0	0.0
Theft From Building	21	9.9	1	4.8
Theft From Coin Machine	0	0.0	0	0.0
Theft From Motor Vehicle	3	1.4	0	0.0
Theft of Motor Vehicle Parts	1	0.5	0	0.0
Theft - All Other Larceny	14	6.6	3	21.4
<b>Motor Vehicle Theft</b>	<b>1</b>	<b>0.5</b>	<b>0</b>	<b>0.0</b>
<b>Counterfeiting/Forgery</b>	<b>0</b>	<b>0.0</b>	<b>0</b>	<b>0.0</b>
<b>Fraud Offenses (Total)</b>	<b>7</b>	<b>3.3</b>	<b>7</b>	<b>100.0</b>
Fraud - False Pretenses	0	0.0	0	0.0
Fraud - Credit Card/ATM	0	0.0	0	0.0
Fraud - Impersonation	7	3.3	7	100.0
Fraud - Welfare	0	0.0	0	0.0
Fraud - Wire	0	0.0	0	0.0
<b>Embezzlement</b>	<b>0</b>	<b>0.0</b>	<b>0</b>	<b>0.0</b>
<b>Stolen Property Offenses</b>	<b>0</b>	<b>0.0</b>	<b>0</b>	<b>0.0</b>
<b>Destruction/Damage/Vandalism</b>	<b>32</b>	<b>15.1</b>	<b>6</b>	<b>18.8</b>
<b>Drug/Narcotic Violations (Total)</b>	<b>66</b>	<b>31.1</b>	<b>63</b>	<b>95.5</b>
Drug/Narcotic Violations	36	17.0	34	94.4
Drug/Narcotic Equipment Violations	30	14.2	29	96.7

GROUP A OFFENSES	Offense	Rate per 1,000	Cleared	% Cleared
<b>Sex Offenses (Nonforcible) (Total)</b>	<b>0</b>	<b>0.0</b>	<b>0</b>	<b>0.0</b>
Incest	0	0.0	0	0.0
Statutory Rape	0	0.0	0	0.0
<b>Pornography/Obscene Material</b>	<b>0</b>	<b>0.0</b>	<b>0</b>	<b>0.0</b>
<b>Gambling Offenses (Total)</b>	<b>0</b>	<b>0.0</b>	<b>0</b>	<b>0.0</b>
Gambling - Betting/Wagering	0	0.0	0	0.0
Gambling - Operating/Promoting	0	0.0	0	0.0
Gambling - Equipment Violations	0	0.0	0	0.0
Gambling - Sports Tampering	0	0.0	0	0.0
<b>Prostitution Offenses (Total)</b>	<b>0</b>	<b>0.0</b>	<b>0</b>	<b>0.0</b>
Prostitution	0	0.0	0	0.0
Prostitution Assisting/Promoting	0	0.0	0	0.0
<b>Bribery</b>	<b>0</b>	<b>0.0</b>	<b>0</b>	<b>0.0</b>
<b>Weapon Law Violations</b>	<b>1</b>	<b>0.5</b>	<b>0</b>	<b>0.0</b>

GROUP B OFFENSES	Offenses	Rate per 1,000
Bad Checks	0	0.0
Curfew/Vagrancy	0	0.0
Disorderly Conduct	12	5.7
DUI	2	0.9
Drunkenness	11	5.2
Family-Non Violent	0	0.0
Liquor Law Violations	123	58.0
Peeping Tom	0	0.0
Runaway	0	0.0
Trespass	3	1.4
All Other Offenses	7	3.3

2010 Fall Term Campus Population	
Undergraduate Enrollment	1,413
Graduate Enrollment	72
Staff Personnel	386
Faculty Personnel	139
Security Personnel	9
<b>Total Campus Population</b>	<b>2,019</b>



## Vanderbilt University - 2010

GROUP A OFFENSES	Offense	Rate per 1,000	Cleared	% Cleared
<b>Homicide Offenses (Total)</b>	<b>0</b>	<b>0.0</b>	<b>0</b>	<b>0.0</b>
Murder	0	0.0	0	0.0
Negligent Manslaughter	0	0.0	0	0.0
<b>Kidnaping/Abduction</b>	<b>1</b>	<b>0.0</b>	<b>0</b>	<b>0.0</b>
<b>Sex Offenses (Forcible) (Total)</b>	<b>9</b>	<b>0.2</b>	<b>2</b>	<b>22.2</b>
Forcible Rape	0	0.0	0	0.0
Forcible Sodomy	0	0.0	0	0.0
Sexual Assault W/Object	1	0.0	0	0.0
Forcible Fondling	8	0.2	2	25.0
<b>Robbery</b>	<b>1</b>	<b>0.0</b>	<b>0</b>	<b>0.0</b>
<b>Assault Offenses (Total)</b>	<b>123</b>	<b>3.4</b>	<b>59</b>	<b>48.0</b>
Aggravated Assault	8	0.2	4	50.0
Simple Assault	76	2.1	42	55.3
Intimidation	38	1.0	13	34.2
Stalking	1	0.0	0	0.0
<b>Arson</b>	<b>1</b>	<b>0.0</b>	<b>0</b>	<b>0.0</b>
<b>Extortion/Blackmail</b>	<b>0</b>	<b>0.0</b>	<b>0</b>	<b>0.0</b>
<b>Burglary</b>	<b>35</b>	<b>1.0</b>	<b>0</b>	<b>0.0</b>
<b>Larceny/Theft Offenses (Total)</b>	<b>532</b>	<b>14.5</b>	<b>110</b>	<b>20.7</b>
Theft - Pocket-picking	0	0.0	0	0.0
Theft - Purse Snatching	1	0.0	0	0.0
Theft - Shoplifting	107	2.9	83	77.6
Theft From Building	241	6.6	17	7.1
Theft From Coin Machine	2	0.1	0	0.0
Theft From Motor Vehicle	62	1.7	3	4.8
Theft of Motor Vehicle Parts	41	1.1	1	2.4
Theft - All Other Larceny	78	2.1	6	7.7
<b>Motor Vehicle Theft</b>	<b>2</b>	<b>0.1</b>	<b>0</b>	<b>0.0</b>
<b>Counterfeiting/Forgery</b>	<b>9</b>	<b>0.2</b>	<b>5</b>	<b>55.6</b>
<b>Fraud Offenses (Total)</b>	<b>23</b>	<b>0.6</b>	<b>10</b>	<b>43.5</b>
Fraud - False Pretenses	10	0.3	2	20.0
Fraud - Credit Card/ATM	3	0.1	0	0.0
Fraud - Impersonation	9	0.2	8	88.9
Fraud - Welfare	0	0.0	0	0.0
Fraud - Wire	1	0.0	0	0.0
<b>Embezzlement</b>	<b>11</b>	<b>0.3</b>	<b>5</b>	<b>45.5</b>
<b>Stolen Property Offenses</b>	<b>3</b>	<b>0.1</b>	<b>3</b>	<b>100.0</b>
<b>Destruction/Damage/Vandalism</b>	<b>80</b>	<b>2.2</b>	<b>6</b>	<b>7.5</b>
<b>Drug/Narcotic Violations (Total)</b>	<b>115</b>	<b>3.1</b>	<b>79</b>	<b>68.7</b>
Drug/Narcotic Violations	75	2.0	50	66.7
Drug/Narcotic Equipment Violations	40	1.1	29	72.5

GROUP A OFFENSES	Offense	Rate per 1,000	Cleared	% Cleared
<b>Sex Offenses (Nonforcible) (Total)</b>	<b>0</b>	<b>0.0</b>	<b>0</b>	<b>0.0</b>
Incest	0	0.0	0	0.0
Statutory Rape	0	0.0	0	0.0
<b>Pornography/Obscene Material</b>	<b>0</b>	<b>0.0</b>	<b>0</b>	<b>0.0</b>
<b>Gambling Offenses (Total)</b>	<b>0</b>	<b>0.0</b>	<b>0</b>	<b>0.0</b>
Gambling - Betting/Wagering	0	0.0	0	0.0
Gambling - Operating/Promoting	0	0.0	0	0.0
Gambling - Equipment Violations	0	0.0	0	0.0
Gambling - Sports Tampering	0	0.0	0	0.0
<b>Prostitution Offenses (Total)</b>	<b>0</b>	<b>0.0</b>	<b>0</b>	<b>0.0</b>
Prostitution	0	0.0	0	0.0
Prostitution Assisting/Promoting	0	0.0	0	0.0
<b>Bribery</b>	<b>0</b>	<b>0.0</b>	<b>0</b>	<b>0.0</b>
<b>Weapon Law Violations</b>	<b>8</b>	<b>0.2</b>	<b>5</b>	<b>62.5</b>

GROUP B OFFENSES	Offenses	Rate per 1,000
Bad Checks	0	0.0
Curfew/Vagrancy	0	0.0
Disorderly Conduct	13	0.4
DUI	19	0.5
Drunkenness	111	3.0
Family-Non Violent	0	0.0
Liquor Law Violations	177	4.8
Peeping Tom	0	0.0
Runaway	0	0.0
Trespass	43	1.2
All Other Offenses	5	0.1

2010 Fall Term Campus Population	
Undergraduate Enrollment	6,863
Graduate Enrollment	5,579
Staff Personnel	19,836
Faculty Personnel	3,526
Security Personnel	145
<b>Total Campus Population</b>	<b>35,949</b>



## Victory University - 2010

GROUP A OFFENSES	Offense	Rate per 1,000	Cleared	% Cleared
<b>Homicide Offenses (Total)</b>	<b>0</b>	<b>0.0</b>	<b>0</b>	<b>0.0</b>
Murder	0	0.0	0	0.0
Negligent Manslaughter	0	0.0	0	0.0
<b>Kidnaping/Abduction</b>	<b>0</b>	<b>0.0</b>	<b>0</b>	<b>0.0</b>
<b>Sex Offenses (Forcible) (Total)</b>	<b>0</b>	<b>0.0</b>	<b>0</b>	<b>0.0</b>
Forcible Rape	0	0.0	0	0.0
Forcible Sodomy	0	0.0	0	0.0
Sexual Assault W/Object	0	0.0	0	0.0
Forcible Fondling	0	0.0	0	0.0
<b>Robbery</b>	<b>0</b>	<b>0.0</b>	<b>0</b>	<b>0.0</b>
<b>Assault Offenses (Total)</b>	<b>0</b>	<b>0.0</b>	<b>0</b>	<b>0.0</b>
Aggravated Assault	0	0.0	0	0.0
Simple Assault	0	0.0	0	0.0
Intimidation	0	0.0	0	0.0
Stalking	0	0.0	0	0.0
<b>Arson</b>	<b>0</b>	<b>0.0</b>	<b>0</b>	<b>0.0</b>
<b>Extortion/Blackmail</b>	<b>0</b>	<b>0.0</b>	<b>0</b>	<b>0.0</b>
<b>Burglary</b>	<b>0</b>	<b>0.0</b>	<b>0</b>	<b>0.0</b>
<b>Larceny/Theft Offenses (Total)</b>	<b>5</b>	<b>7.3</b>	<b>0</b>	<b>0.0</b>
Theft - Pocket-picking	0	0.0	0	0.0
Theft - Purse Snatching	0	0.0	0	0.0
Theft - Shoplifting	0	0.0	0	0.0
Theft From Building	4	5.8	0	0.0
Theft From Coin Machine	1	1.5	0	0.0
Theft From Motor Vehicle	0	0.0	0	0.0
Theft of Motor Vehicle Parts	0	0.0	0	0.0
Theft - All Other Larceny	0	0.0	0	0.0
<b>Motor Vehicle Theft</b>	<b>0</b>	<b>0.0</b>	<b>0</b>	<b>0.0</b>
<b>Counterfeiting/Forgery</b>	<b>0</b>	<b>0.0</b>	<b>0</b>	<b>0.0</b>
<b>Fraud Offenses (Total)</b>	<b>0</b>	<b>0.0</b>	<b>0</b>	<b>0.0</b>
Fraud - False Pretenses	0	0.0	0	0.0
Fraud - Credit Card/ATM	0	0.0	0	0.0
Fraud - Impersonation	0	0.0	0	0.0
Fraud - Welfare	0	0.0	0	0.0
Fraud - Wire	0	0.0	0	0.0
<b>Embezzlement</b>	<b>0</b>	<b>0.0</b>	<b>0</b>	<b>0.0</b>
<b>Stolen Property Offenses</b>	<b>0</b>	<b>0.0</b>	<b>0</b>	<b>0.0</b>
<b>Destruction/Damage/Vandalism</b>	<b>0</b>	<b>0.0</b>	<b>0</b>	<b>0.0</b>
<b>Drug/Narcotic Violations (Total)</b>	<b>0</b>	<b>0.0</b>	<b>0</b>	<b>0.0</b>
Drug/Narcotic Violations	0	0.0	0	0.0
Drug/Narcotic Equipment Violations	0	0.0	0	0.0

GROUP A OFFENSES	Offense	Rate per 1,000	Cleared	% Cleared
<b>Sex Offenses (Nonforcible) (Total)</b>	<b>0</b>	<b>0.0</b>	<b>0</b>	<b>0.0</b>
Incest	0	0.0	0	0.0
Statutory Rape	0	0.0	0	0.0
<b>Pornography/Obscene Material</b>	<b>0</b>	<b>0.0</b>	<b>0</b>	<b>0.0</b>
<b>Gambling Offenses (Total)</b>	<b>0</b>	<b>0.0</b>	<b>0</b>	<b>0.0</b>
Gambling - Betting/Wagering	0	0.0	0	0.0
Gambling - Operating/Promoting	0	0.0	0	0.0
Gambling - Equipment Violations	0	0.0	0	0.0
Gambling - Sports Tampering	0	0.0	0	0.0
<b>Prostitution Offenses (Total)</b>	<b>0</b>	<b>0.0</b>	<b>0</b>	<b>0.0</b>
Prostitution	0	0.0	0	0.0
Prostitution Assisting/Promoting	0	0.0	0	0.0
<b>Bribery</b>	<b>0</b>	<b>0.0</b>	<b>0</b>	<b>0.0</b>
<b>Weapon Law Violations</b>	<b>0</b>	<b>0.0</b>	<b>0</b>	<b>0.0</b>

GROUP B OFFENSES	Offenses	Rate per 1,000
Bad Checks	0	0.0
Curfew/Vagrancy	0	0.0
Disorderly Conduct	0	0.0
DUI	0	0.0
Drunkenness	0	0.0
Family-Non Violent	0	0.0
Liquor Law Violations	0	0.0
Peeping Tom	0	0.0
Runaway	0	0.0
Trespass	0	0.0
All Other Offenses	0	0.0

2010 Fall Term Campus Population	
Undergraduate Enrollment	653
Graduate Enrollment	0
Staff Personnel	63
Faculty Personnel	35
Security Personnel	0
<b>Total Campus Population</b>	<b>751</b>



## Volunteer State Community College - 2010

GROUP A OFFENSES	Offense	Rate per 1,000	Cleared	% Cleared
<b>Homicide Offenses (Total)</b>	<b>0</b>	<b>0.0</b>	<b>0</b>	<b>0.0</b>
Murder	0	0.0	0	0.0
Negligent Manslaughter	0	0.0	0	0.0
<b>Kidnaping/Abduction</b>	<b>0</b>	<b>0.0</b>	<b>0</b>	<b>0.0</b>
<b>Sex Offenses (Forcible) (Total)</b>	<b>0</b>	<b>0.0</b>	<b>0</b>	<b>0.0</b>
Forcible Rape	0	0.0	0	0.0
Forcible Sodomy	0	0.0	0	0.0
Sexual Assault W/Object	0	0.0	0	0.0
Forcible Fondling	0	0.0	0	0.0
<b>Robbery</b>	<b>0</b>	<b>0.0</b>	<b>0</b>	<b>0.0</b>
<b>Assault Offenses (Total)</b>	<b>3</b>	<b>0.3</b>	<b>0</b>	<b>0.0</b>
Aggravated Assault	0	0.0	0	0.0
Simple Assault	0	0.0	0	0.0
Intimidation	3	0.3	0	0.0
Stalking	0	0.0	0	0.0
<b>Arson</b>	<b>0</b>	<b>0.0</b>	<b>0</b>	<b>0.0</b>
<b>Extortion/Blackmail</b>	<b>0</b>	<b>0.0</b>	<b>0</b>	<b>0.0</b>
<b>Burglary</b>	<b>0</b>	<b>0.0</b>	<b>0</b>	<b>0.0</b>
<b>Larceny/Theft Offenses (Total)</b>	<b>40</b>	<b>4.5</b>	<b>0</b>	<b>0.0</b>
Theft - Pocket-picking	0	0.0	0	0.0
Theft - Purse Snatching	0	0.0	0	0.0
Theft - Shoplifting	0	0.0	0	0.0
Theft From Building	17	1.9	0	0.0
Theft From Coin Machine	0	0.0	0	0.0
Theft From Motor Vehicle	21	2.4	0	0.0
Theft of Motor Vehicle Parts	1	0.1	0	0.0
Theft - All Other Larceny	1	0.1	0	0.0
<b>Motor Vehicle Theft</b>	<b>0</b>	<b>0.0</b>	<b>0</b>	<b>0.0</b>
<b>Counterfeiting/Forgery</b>	<b>0</b>	<b>0.0</b>	<b>0</b>	<b>0.0</b>
<b>Fraud Offenses (Total)</b>	<b>0</b>	<b>0.0</b>	<b>0</b>	<b>0.0</b>
Fraud - False Pretenses	0	0.0	0	0.0
Fraud - Credit Card/ATM	0	0.0	0	0.0
Fraud - Impersonation	0	0.0	0	0.0
Fraud - Welfare	0	0.0	0	0.0
Fraud - Wire	0	0.0	0	0.0
<b>Embezzlement</b>	<b>0</b>	<b>0.0</b>	<b>0</b>	<b>0.0</b>
<b>Stolen Property Offenses</b>	<b>0</b>	<b>0.0</b>	<b>0</b>	<b>0.0</b>
<b>Destruction/Damage/Vandalism</b>	<b>7</b>	<b>0.8</b>	<b>0</b>	<b>0.0</b>
<b>Drug/Narcotic Violations (Total)</b>	<b>0</b>	<b>0.0</b>	<b>0</b>	<b>0.0</b>
Drug/Narcotic Violations	0	0.0	0	0.0
Drug/Narcotic Equipment Violations	0	0.0	0	0.0

GROUP A OFFENSES	Offense	Rate per 1,000	Cleared	% Cleared
<b>Sex Offenses (Nonforcible) (Total)</b>	<b>0</b>	<b>0.0</b>	<b>0</b>	<b>0.0</b>
Incest	0	0.0	0	0.0
Statutory Rape	0	0.0	0	0.0
<b>Pornography/Obscene Material</b>	<b>0</b>	<b>0.0</b>	<b>0</b>	<b>0.0</b>
<b>Gambling Offenses (Total)</b>	<b>0</b>	<b>0.0</b>	<b>0</b>	<b>0.0</b>
Gambling - Betting/Wagering	0	0.0	0	0.0
Gambling - Operating/Promoting	0	0.0	0	0.0
Gambling - Equipment Violations	0	0.0	0	0.0
Gambling - Sports Tampering	0	0.0	0	0.0
<b>Prostitution Offenses (Total)</b>	<b>0</b>	<b>0.0</b>	<b>0</b>	<b>0.0</b>
Prostitution	0	0.0	0	0.0
Prostitution Assisting/Promoting	0	0.0	0	0.0
<b>Bribery</b>	<b>0</b>	<b>0.0</b>	<b>0</b>	<b>0.0</b>
<b>Weapon Law Violations</b>	<b>0</b>	<b>0.0</b>	<b>0</b>	<b>0.0</b>

GROUP B OFFENSES	Offenses	Rate per 1,000
Bad Checks	0	0.0
Curfew/Vagrancy	0	0.0
Disorderly Conduct	0	0.0
DUI	0	0.0
Drunkenness	0	0.0
Family-Non Violent	0	0.0
Liquor Law Violations	0	0.0
Peeping Tom	0	0.0
Runaway	0	0.0
Trespass	0	0.0
All Other Offenses	0	0.0

2010 Fall Term Campus Population	
Undergraduate Enrollment	5,758
Graduate Enrollment	0
Staff Personnel	348
Faculty Personnel	389
Security Personnel	11
<b>Total Campus Population</b>	<b>6,506</b>



## Walters State Community College - 2010

GROUP A OFFENSES	Offense	Rate per 1,000	Cleared	% Cleared
<b>Homicide Offenses (Total)</b>	<b>0</b>	<b>0.0</b>	<b>0</b>	<b>0.0</b>
Murder	0	0.0	0	0.0
Negligent Manslaughter	0	0.0	0	0.0
<b>Kidnaping/Abduction</b>	<b>0</b>	<b>0.0</b>	<b>0</b>	<b>0.0</b>
<b>Sex Offenses (Forcible) (Total)</b>	<b>0</b>	<b>0.0</b>	<b>0</b>	<b>0.0</b>
Forcible Rape	0	0.0	0	0.0
Forcible Sodomy	0	0.0	0	0.0
Sexual Assault W/Object	0	0.0	0	0.0
Forcible Fondling	0	0.0	0	0.0
<b>Robbery</b>	<b>0</b>	<b>0.0</b>	<b>0</b>	<b>0.0</b>
<b>Assault Offenses (Total)</b>	<b>2</b>	<b>0.3</b>	<b>0</b>	<b>0.0</b>
Aggravated Assault	0	0.0	0	0.0
Simple Assault	1	0.2	0	0.0
Intimidation	1	0.2	0	0.0
Stalking	0	0.0	0	0.0
<b>Arson</b>	<b>0</b>	<b>0.0</b>	<b>0</b>	<b>0.0</b>
<b>Extortion/Blackmail</b>	<b>0</b>	<b>0.0</b>	<b>0</b>	<b>0.0</b>
<b>Burglary</b>	<b>0</b>	<b>0.0</b>	<b>0</b>	<b>0.0</b>
<b>Larceny/Theft Offenses (Total)</b>	<b>11</b>	<b>1.7</b>	<b>1</b>	<b>9.1</b>
Theft - Pocket-picking	0	0.0	0	0.0
Theft - Purse Snatching	0	0.0	0	0.0
Theft - Shoplifting	0	0.0	0	0.0
Theft From Building	6	0.9	1	16.7
Theft From Coin Machine	0	0.0	0	0.0
Theft From Motor Vehicle	3	0.5	0	0.0
Theft of Motor Vehicle Parts	2	0.3	0	0.0
Theft - All Other Larceny	0	0.0	0	0.0
<b>Motor Vehicle Theft</b>	<b>0</b>	<b>0.0</b>	<b>0</b>	<b>0.0</b>
<b>Counterfeiting/Forgery</b>	<b>0</b>	<b>0.0</b>	<b>0</b>	<b>0.0</b>
<b>Fraud Offenses (Total)</b>	<b>2</b>	<b>0.3</b>	<b>1</b>	<b>50.0</b>
Fraud - False Pretenses	0	0.0	0	0.0
Fraud - Credit Card/ATM	0	0.0	0	0.0
Fraud - Impersonation	2	0.3	1	50.0
Fraud - Welfare	0	0.0	0	0.0
Fraud - Wire	0	0.0	0	0.0
<b>Embezzlement</b>	<b>0</b>	<b>0.0</b>	<b>0</b>	<b>0.0</b>
<b>Stolen Property Offenses</b>	<b>0</b>	<b>0.0</b>	<b>0</b>	<b>0.0</b>
<b>Destruction/Damage/Vandalism</b>	<b>0</b>	<b>0.0</b>	<b>0</b>	<b>0.0</b>
<b>Drug/Narcotic Violations (Total)</b>	<b>2</b>	<b>0.3</b>	<b>0</b>	<b>0.0</b>
Drug/Narcotic Violations	2	0.3	0	0.0
Drug/Narcotic Equipment Violations	0	0.0	0	0.0


GROUP A OFFENSES	Offense	Rate per 1,000	Cleared	% Cleared
<b>Sex Offenses (Nonforcible) (Total)</b>	<b>0</b>	<b>0.0</b>	<b>0</b>	<b>0.0</b>
Incest	0	0.0	0	0.0
Statutory Rape	0	0.0	0	0.0
<b>Pornography/Obscene Material</b>	<b>1</b>	<b>0.2</b>	<b>0</b>	<b>0.0</b>
<b>Gambling Offenses (Total)</b>	<b>0</b>	<b>0.0</b>	<b>0</b>	<b>0.0</b>
Gambling - Betting/Wagering	0	0.0	0	0.0
Gambling - Operating/Promoting	0	0.0	0	0.0
Gambling - Equipment Violations	0	0.0	0	0.0
Gambling - Sports Tampering	0	0.0	0	0.0
<b>Prostitution Offenses (Total)</b>	<b>0</b>	<b>0.0</b>	<b>0</b>	<b>0.0</b>
Prostitution	0	0.0	0	0.0
Prostitution Assisting/Promoting	0	0.0	0	0.0
<b>Bribery</b>	<b>0</b>	<b>0.0</b>	<b>0</b>	<b>0.0</b>
<b>Weapon Law Violations</b>	<b>2</b>	<b>0.3</b>	<b>2</b>	<b>100.0</b>

GROUP B OFFENSES	Offenses	Rate per 1,000
Bad Checks	0	0.0
Curfew/Vagrancy	0	0.0
Disorderly Conduct	0	0.0
DUI	0	0.0
Drunkenness	0	0.0
Family-Non Violent	0	0.0
Liquor Law Violations	0	0.0
Peeping Tom	0	0.0
Runaway	0	0.0
Trespass	0	0.0
All Other Offenses	0	0.0

2010 Fall Term Campus Population	
Undergraduate Enrollment	5,958
Graduate Enrollment	0
Staff Personnel	284
Faculty Personnel	261
Security Personnel	13
<b>Total Campus Population</b>	<b>6,516</b>



# Off-Campus Institutions' Summaries





**Austin Peay State University - 2010**

GROUP A OFFENSES	Total # of Incidents	Total # of Clearances
<b>Arson</b>	<b>0</b>	<b>0</b>
<b>Assault</b>	<b>0</b>	<b>0</b>
Aggravated Assault	0	0
Simple Assault	0	0
Intimidation	0	0
Stalking	0	0
<b>Bribery</b>	<b>0</b>	<b>0</b>
<b>Burglary</b>	<b>0</b>	<b>0</b>
<b>Counterfeiting/Forgery</b>	<b>0</b>	<b>0</b>
<b>Destruction/Damage/Vandalism</b>	<b>0</b>	<b>0</b>
<b>Drug/Narcotic Offenses</b>	<b>0</b>	<b>0</b>
Drug/Narcotic Violations	0	0
Drug/Narcotic Equipment Violations	0	0
<b>Embezzlement</b>	<b>0</b>	<b>0</b>
<b>Extortion/Blackmail</b>	<b>0</b>	<b>0</b>
<b>Fraud Offenses</b>	<b>0</b>	<b>0</b>
Fraud - False Pretenses	0	0
Fraud - Credit Card/ATM	0	0
Fraud - Impersonation	0	0
Fraud - Welfare	0	0
Fraud - Wire	0	0
<b>Gambling Offenses</b>	<b>0</b>	<b>0</b>
Gambling - Betting/Wagering	0	0
Gambling - Operating/Promoting	0	0
Gambling - Equipment Violations	0	0
Gambling - Sports Tampering	0	0
<b>Homicide Offenses</b>	<b>0</b>	<b>0</b>
Murder	0	0
Negligent Manslaughter	0	0
<b>Motor Vehicle Theft</b>	<b>0</b>	<b>0</b>
<b>Pornography/Obscene Material</b>	<b>0</b>	<b>0</b>
<b>Robbery</b>	<b>0</b>	<b>0</b>
<b>Stolen Property Offenses</b>	<b>0</b>	<b>0</b>
<b>Weapon Law Violations</b>	<b>0</b>	<b>0</b>
<b>Kidnaping/Abduction</b>	<b>0</b>	<b>0</b>

GROUP A OFFENSES	Total # of Incidents	Total # of Clearances
<b>Larceny/Theft Offenses</b>	<b>1</b>	<b>0</b>
Theft - Pocket-picking	0	0
Theft - Purse Snatching	0	0
Theft - Shoplifting	0	0
Theft From Building	0	0
Theft From Coin Machine	0	0
Theft From Motor Vehicle	1	0
Theft of Motor Vehicle Parts	0	0
Theft - All Other Larceny	0	0
<b>Prostitution Offenses</b>	<b>0</b>	<b>0</b>
Prostitution	0	0
Prostitution Assisting/Promoting	0	0
<b>Sex Offenses, Forcible</b>	<b>0</b>	<b>0</b>
Forcible Rape	0	0
Forcible Sodomy	0	0
Sexual Assault W/Object	0	0
Forcible Fondling	0	0
<b>Sex Offenses, Non Forcible</b>	<b>0</b>	<b>0</b>
Incest	0	0
Statutory Rape	0	0

Reporting Agency: Clarksville Police Department



**Belmont University - 2010**

GROUP A OFFENSES	Total # of Incidents	Total # of Clearances
<b>Arson</b>	<b>0</b>	<b>0</b>
<b>Assault</b>	<b>0</b>	<b>0</b>
Aggravated Assault	0	0
Simple Assault	0	0
Intimidation	0	0
Stalking	0	0
<b>Bribery</b>	<b>0</b>	<b>0</b>
<b>Burglary</b>	<b>1</b>	<b>0</b>
<b>Counterfeiting/Forgery</b>	<b>0</b>	<b>0</b>
<b>Destruction/Damage/Vandalism</b>	<b>0</b>	<b>0</b>
<b>Drug/Narcotic Offenses</b>	<b>0</b>	<b>0</b>
Drug/Narcotic Violations	0	0
Drug/Narcotic Equipment Violations	0	0
<b>Embezzlement</b>	<b>0</b>	<b>0</b>
<b>Extortion/Blackmail</b>	<b>0</b>	<b>0</b>
<b>Fraud Offenses</b>	<b>0</b>	<b>0</b>
Fraud - False Pretenses	0	0
Fraud - Credit Card/ATM	0	0
Fraud - Impersonation	0	0
Fraud - Welfare	0	0
Fraud - Wire	0	0
<b>Gambling Offenses</b>	<b>0</b>	<b>0</b>
Gambling - Betting/Wagering	0	0
Gambling - Operating/Promoting	0	0
Gambling - Equipment Violations	0	0
Gambling - Sports Tampering	0	0
<b>Homicide Offenses</b>	<b>0</b>	<b>0</b>
Murder	0	0
Negligent Manslaughter	0	0
<b>Motor Vehicle Theft</b>	<b>0</b>	<b>0</b>
<b>Pornography/Obscene Material</b>	<b>0</b>	<b>0</b>
<b>Robbery</b>	<b>0</b>	<b>0</b>
<b>Stolen Property Offenses</b>	<b>0</b>	<b>0</b>
<b>Weapon Law Violations</b>	<b>0</b>	<b>0</b>
<b>Kidnaping/Abduction</b>	<b>0</b>	<b>0</b>

GROUP A OFFENSES	Total # of Incidents	Total # of Clearances
<b>Larceny/Theft Offenses</b>	<b>0</b>	<b>0</b>
Theft - Pocket-picking	0	0
Theft - Purse Snatching	0	0
Theft - Shoplifting	0	0
Theft From Building	0	0
Theft From Coin Machine	0	0
Theft From Motor Vehicle	0	0
Theft of Motor Vehicle Parts	0	0
Theft - All Other Larceny	0	0
<b>Prostitution Offenses</b>	<b>0</b>	<b>0</b>
Prostitution	0	0
Prostitution Assisting/Promoting	0	0
<b>Sex Offenses, Forcible</b>	<b>0</b>	<b>0</b>
Forcible Rape	0	0
Forcible Sodomy	0	0
Sexual Assault W/Object	0	0
Forcible Fondling	0	0
<b>Sex Offenses, Non Forcible</b>	<b>0</b>	<b>0</b>
Incest	0	0
Statutory Rape	0	0

Reporting Agency: Berry Hill Police Department



**Carson Newman College - 2010**

<b>GROUP A OFFENSES</b>	Total # of Incidents	Total # of Clearances
<b>Arson</b>	<b>0</b>	<b>0</b>
<b>Assault</b>	<b>0</b>	<b>0</b>
Aggravated Assault	0	0
Simple Assault	0	0
Intimidation	0	0
Stalking	0	0
<b>Bribery</b>	<b>0</b>	<b>0</b>
<b>Burglary</b>	<b>2</b>	<b>0</b>
<b>Counterfeiting/Forgery</b>	<b>0</b>	<b>0</b>
<b>Destruction/Damage/Vandalism</b>	<b>1</b>	<b>0</b>
<b>Drug/Narcotic Offenses</b>	<b>0</b>	<b>0</b>
Drug/Narcotic Violations	0	0
Drug/Narcotic Equipment Violations	0	0
<b>Embezzlement</b>	<b>0</b>	<b>0</b>
<b>Extortion/Blackmail</b>	<b>0</b>	<b>0</b>
<b>Fraud Offenses</b>	<b>0</b>	<b>0</b>
Fraud - False Pretenses	0	0
Fraud - Credit Card/ATM	0	0
Fraud - Impersonation	0	0
Fraud - Welfare	0	0
Fraud - Wire	0	0
<b>Gambling Offenses</b>	<b>0</b>	<b>0</b>
Gambling - Betting/Wagering	0	0
Gambling - Operating/Promoting	0	0
Gambling - Equipment Violations	0	0
Gambling - Sports Tampering	0	0
<b>Homicide Offenses</b>	<b>0</b>	<b>0</b>
Murder	0	0
Negligent Manslaughter	0	0
<b>Motor Vehicle Theft</b>	<b>0</b>	<b>0</b>
<b>Pornography/Obscene Material</b>	<b>0</b>	<b>0</b>
<b>Robbery</b>	<b>0</b>	<b>0</b>
<b>Stolen Property Offenses</b>	<b>0</b>	<b>0</b>
<b>Weapon Law Violations</b>	<b>0</b>	<b>0</b>
<b>Kidnaping/Abduction</b>	<b>0</b>	<b>0</b>

<b>GROUP A OFFENSES</b>	Total # of Incidents	Total # of Clearances
<b>Larceny/Theft Offenses</b>	<b>4</b>	<b>0</b>
Theft - Pocket-picking	0	0
Theft - Purse Snatching	0	0
Theft - Shoplifting	0	0
Theft From Building	1	0
Theft From Coin Machine	0	0
Theft From Motor Vehicle	3	0
Theft of Motor Vehicle Parts	0	0
Theft - All Other Larceny	0	0
<b>Prostitution Offenses</b>	<b>0</b>	<b>0</b>
Prostitution	0	0
Prostitution Assisting/Promoting	0	0
<b>Sex Offenses, Forcible</b>	<b>0</b>	<b>0</b>
Forcible Rape	0	0
Forcible Sodomy	0	0
Sexual Assault W/Object	0	0
Forcible Fondling	0	0
<b>Sex Offenses, Non Forcible</b>	<b>0</b>	<b>0</b>
Incest	0	0
Statutory Rape	0	0

Reporting Agency: Jefferson City Police Department



**Chattanooga State Community College - 2010**

GROUP A OFFENSES	Total # of Incidents	Total # of Clearances
<b>Arson</b>	<b>0</b>	<b>0</b>
<b>Assault</b>	<b>7</b>	<b>3</b>
Aggravated Assault	2	1
Simple Assault	4	2
Intimidation	1	0
Stalking	0	0
<b>Bribery</b>	<b>0</b>	<b>0</b>
<b>Burglary</b>	<b>5</b>	<b>1</b>
<b>Counterfeiting/Forgery</b>	<b>1</b>	<b>0</b>
<b>Destruction/Damage/Vandalism</b>	<b>7</b>	<b>1</b>
<b>Drug/Narcotic Offenses</b>	<b>0</b>	<b>0</b>
Drug/Narcotic Violations	0	0
Drug/Narcotic Equipment Violations	0	0
<b>Embezzlement</b>	<b>0</b>	<b>0</b>
<b>Extortion/Blackmail</b>	<b>0</b>	<b>0</b>
<b>Fraud Offenses</b>	<b>0</b>	<b>0</b>
Fraud - False Pretenses	0	0
Fraud - Credit Card/ATM	0	0
Fraud - Impersonation	0	0
Fraud - Welfare	0	0
Fraud - Wire	0	0
<b>Gambling Offenses</b>	<b>0</b>	<b>0</b>
Gambling - Betting/Wagering	0	0
Gambling - Operating/Promoting	0	0
Gambling - Equipment Violations	0	0
Gambling - Sports Tampering	0	0
<b>Homicide Offenses</b>	<b>0</b>	<b>0</b>
Murder	0	0
Negligent Manslaughter	0	0
<b>Motor Vehicle Theft</b>	<b>0</b>	<b>0</b>
<b>Pornography/Obscene Material</b>	<b>0</b>	<b>0</b>
<b>Robbery</b>	<b>3</b>	<b>1</b>
<b>Stolen Property Offenses</b>	<b>0</b>	<b>0</b>
<b>Weapon Law Violations</b>	<b>0</b>	<b>0</b>
<b>Kidnaping/Abduction</b>	<b>0</b>	<b>0</b>

GROUP A OFFENSES	Total # of Incidents	Total # of Clearances
<b>Larceny/Theft Offenses</b>	<b>9</b>	<b>1</b>
Theft - Pocket-picking	0	0
Theft - Purse Snatching	0	0
Theft - Shoplifting	0	0
Theft From Building	3	0
Theft From Coin Machine	0	0
Theft From Motor Vehicle	3	1
Theft of Motor Vehicle Parts	2	0
Theft - All Other Larceny	1	0
<b>Prostitution Offenses</b>	<b>0</b>	<b>0</b>
Prostitution	0	0
Prostitution Assisting/Promoting	0	0
<b>Sex Offenses, Forcible</b>	<b>1</b>	<b>0</b>
Forcible Rape	1	0
Forcible Sodomy	0	0
Sexual Assault W/Object	0	0
Forcible Fondling	0	0
<b>Sex Offenses, Non Forcible</b>	<b>0</b>	<b>0</b>
Incest	0	0
Statutory Rape	0	0

Reporting Agency: Hamilton County Sheriff's Department  
 Chattanooga Police Department  
 Red Bank Police Department



**Christian Brothers University - 2010**

<b>GROUP A OFFENSES</b>	Total # of Incidents	Total # of Clearances
<b>Arson</b>	<b>0</b>	<b>0</b>
<b>Assault</b>	<b>23</b>	<b>3</b>
Aggravated Assault	3	0
Simple Assault	11	1
Intimidation	9	2
Stalking	0	0
<b>Bribery</b>	<b>0</b>	<b>0</b>
<b>Burglary</b>	<b>8</b>	<b>0</b>
<b>Counterfeiting/Forgery</b>	<b>1</b>	<b>0</b>
<b>Destruction/Damage/Vandalism</b>	<b>12</b>	<b>2</b>
<b>Drug/Narcotic Offenses</b>	<b>1</b>	<b>1</b>
Drug/Narcotic Violations	1	1
Drug/Narcotic Equipment Violations	0	0
<b>Embezzlement</b>	<b>0</b>	<b>0</b>
<b>Extortion/Blackmail</b>	<b>0</b>	<b>0</b>
<b>Fraud Offenses</b>	<b>1</b>	<b>0</b>
Fraud - False Pretenses	0	0
Fraud - Credit Card/ATM	0	0
Fraud - Impersonation	1	0
Fraud - Welfare	0	0
Fraud - Wire	0	0
<b>Gambling Offenses</b>	<b>0</b>	<b>0</b>
Gambling - Betting/Wagering	0	0
Gambling - Operating/Promoting	0	0
Gambling - Equipment Violations	0	0
Gambling - Sports Tampering	0	0
<b>Homicide Offenses</b>	<b>0</b>	<b>0</b>
Murder	0	0
Negligent Manslaughter	0	0
<b>Motor Vehicle Theft</b>	<b>3</b>	<b>1</b>
<b>Pornography/Obscene Material</b>	<b>0</b>	<b>0</b>
<b>Robbery</b>	<b>2</b>	<b>0</b>
<b>Stolen Property Offenses</b>	<b>0</b>	<b>0</b>
<b>Weapon Law Violations</b>	<b>0</b>	<b>0</b>
<b>Kidnaping/Abduction</b>	<b>0</b>	<b>0</b>

<b>GROUP A OFFENSES</b>	Total # of Incidents	Total # of Clearances
<b>Larceny/Theft Offenses</b>	<b>25</b>	<b>2</b>
Theft - Pocket-picking	1	0
Theft - Purse Snatching	0	0
Theft - Shoplifting	0	0
Theft From Building	1	0
Theft From Coin Machine	0	0
Theft From Motor Vehicle	13	1
Theft of Motor Vehicle Parts	5	0
Theft - All Other Larceny	5	1
<b>Prostitution Offenses</b>	<b>0</b>	<b>0</b>
Prostitution	0	0
Prostitution Assisting/Promoting	0	0
<b>Sex Offenses, Forcible</b>	<b>1</b>	<b>0</b>
Forcible Rape	0	0
Forcible Sodomy	0	0
Sexual Assault W/Object	0	0
Forcible Fondling	1	0
<b>Sex Offenses, Non Forcible</b>	<b>0</b>	<b>0</b>
Incest	0	0
Statutory Rape	0	0

Reporting Agency: Shelby County Sheriff's Department  
 Memphis Police Department



**Cleveland State Community College - 2010**

GROUP A OFFENSES	Total # of Incidents	Total # of Clearances
<b>Arson</b>	<b>0</b>	<b>0</b>
<b>Assault</b>	<b>0</b>	<b>0</b>
Aggravated Assault	0	0
Simple Assault	0	0
Intimidation	0	0
Stalking	0	0
<b>Bribery</b>	<b>0</b>	<b>0</b>
<b>Burglary</b>	<b>2</b>	<b>0</b>
<b>Counterfeiting/Forgery</b>	<b>1</b>	<b>0</b>
<b>Destruction/Damage/Vandalism</b>	<b>1</b>	<b>0</b>
<b>Drug/Narcotic Offenses</b>	<b>0</b>	<b>0</b>
Drug/Narcotic Violations	0	0
Drug/Narcotic Equipment Violations	0	0
<b>Embezzlement</b>	<b>0</b>	<b>0</b>
<b>Extortion/Blackmail</b>	<b>0</b>	<b>0</b>
<b>Fraud Offenses</b>	<b>2</b>	<b>0</b>
Fraud - False Pretenses	1	0
Fraud - Credit Card/ATM	1	0
Fraud - Impersonation	0	0
Fraud - Welfare	0	0
Fraud - Wire	0	0
<b>Gambling Offenses</b>	<b>0</b>	<b>0</b>
Gambling - Betting/Wagering	0	0
Gambling - Operating/Promoting	0	0
Gambling - Equipment Violations	0	0
Gambling - Sports Tampering	0	0
<b>Homicide Offenses</b>	<b>0</b>	<b>0</b>
Murder	0	0
Negligent Manslaughter	0	0
<b>Motor Vehicle Theft</b>	<b>0</b>	<b>0</b>
<b>Pornography/Obscene Material</b>	<b>0</b>	<b>0</b>
<b>Robbery</b>	<b>0</b>	<b>0</b>
<b>Stolen Property Offenses</b>	<b>0</b>	<b>0</b>
<b>Weapon Law Violations</b>	<b>0</b>	<b>0</b>
<b>Kidnaping/Abduction</b>	<b>0</b>	<b>0</b>

GROUP A OFFENSES	Total # of Incidents	Total # of Clearances
<b>Larceny/Theft Offenses</b>	<b>2</b>	<b>0</b>
Theft - Pocket-picking	0	0
Theft - Purse Snatching	0	0
Theft - Shoplifting	0	0
Theft From Building	1	0
Theft From Coin Machine	0	0
Theft From Motor Vehicle	1	0
Theft of Motor Vehicle Parts	0	0
Theft - All Other Larceny	0	0
<b>Prostitution Offenses</b>	<b>0</b>	<b>0</b>
Prostitution	0	0
Prostitution Assisting/Promoting	0	0
<b>Sex Offenses, Forcible</b>	<b>0</b>	<b>0</b>
Forcible Rape	0	0
Forcible Sodomy	0	0
Sexual Assault W/Object	0	0
Forcible Fondling	0	0
<b>Sex Offenses, Non Forcible</b>	<b>0</b>	<b>0</b>
Incest	0	0
Statutory Rape	0	0

Reporting Agency: Cleveland Police Department



Crimes Against College Students as Reported by Local Agencies

**Dyersburg State Community College - 2010**

GROUP A OFFENSES	Total # of Incidents	Total # of Clearances
<b>Arson</b>	<b>0</b>	<b>0</b>
<b>Assault</b>	<b>0</b>	<b>0</b>
Aggravated Assault	0	0
Simple Assault	0	0
Intimidation	0	0
Stalking	0	0
<b>Bribery</b>	<b>0</b>	<b>0</b>
<b>Burglary</b>	<b>0</b>	<b>0</b>
<b>Counterfeiting/Forgery</b>	<b>0</b>	<b>0</b>
<b>Destruction/Damage/Vandalism</b>	<b>0</b>	<b>0</b>
<b>Drug/Narcotic Offenses</b>	<b>0</b>	<b>0</b>
Drug/Narcotic Violations	0	0
Drug/Narcotic Equipment Violations	0	0
<b>Embezzlement</b>	<b>0</b>	<b>0</b>
<b>Extortion/Blackmail</b>	<b>0</b>	<b>0</b>
<b>Fraud Offenses</b>	<b>0</b>	<b>0</b>
Fraud - False Pretenses	0	0
Fraud - Credit Card/ATM	0	0
Fraud - Impersonation	0	0
Fraud - Welfare	0	0
Fraud - Wire	0	0
<b>Gambling Offenses</b>	<b>0</b>	<b>0</b>
Gambling - Betting/Wagering	0	0
Gambling - Operating/Promoting	0	0
Gambling - Equipment Violations	0	0
Gambling - Sports Tampering	0	0
<b>Homicide Offenses</b>	<b>0</b>	<b>0</b>
Murder	0	0
Negligent Manslaughter	0	0
<b>Motor Vehicle Theft</b>	<b>0</b>	<b>0</b>
<b>Pornography/Obscene Material</b>	<b>0</b>	<b>0</b>
<b>Robbery</b>	<b>0</b>	<b>0</b>
<b>Stolen Property Offenses</b>	<b>0</b>	<b>0</b>
<b>Weapon Law Violations</b>	<b>0</b>	<b>0</b>
<b>Kidnaping/Abduction</b>	<b>0</b>	<b>0</b>

GROUP A OFFENSES	Total # of Incidents	Total # of Clearances
<b>Larceny/Theft Offenses</b>	<b>1</b>	<b>0</b>
Theft - Pocket-picking	0	0
Theft - Purse Snatching	0	0
Theft - Shoplifting	0	0
Theft From Building	0	0
Theft From Coin Machine	0	0
Theft From Motor Vehicle	1	0
Theft of Motor Vehicle Parts	0	0
Theft - All Other Larceny	0	0
<b>Prostitution Offenses</b>	<b>0</b>	<b>0</b>
Prostitution	0	0
Prostitution Assisting/Promoting	0	0
<b>Sex Offenses, Forcible</b>	<b>1</b>	<b>0</b>
Forcible Rape	0	0
Forcible Sodomy	0	0
Sexual Assault W/Object	0	0
Forcible Fondling	1	0
<b>Sex Offenses, Non Forcible</b>	<b>0</b>	<b>0</b>
Incest	0	0
Statutory Rape	0	0

Reporting Agency: Dyersburg Police Department



**East Tennessee State University - 2010**

GROUP A OFFENSES	Total # of Incidents	Total # of Clearances
<b>Arson</b>	<b>1</b>	<b>0</b>
<b>Assault</b>	<b>42</b>	<b>33</b>
Aggravated Assault	7	5
Simple Assault	26	21
Intimidation	9	7
Stalking	0	0
<b>Bribery</b>	<b>0</b>	<b>0</b>
<b>Burglary</b>	<b>41</b>	<b>11</b>
<b>Counterfeiting/Forgery</b>	<b>3</b>	<b>1</b>
<b>Destruction/Damage/Vandalism</b>	<b>30</b>	<b>10</b>
<b>Drug/Narcotic Offenses</b>	<b>0</b>	<b>0</b>
Drug/Narcotic Violations	0	0
Drug/Narcotic Equipment Violations	0	0
<b>Embezzlement</b>	<b>0</b>	<b>0</b>
<b>Extortion/Blackmail</b>	<b>0</b>	<b>0</b>
<b>Fraud Offenses</b>	<b>12</b>	<b>4</b>
Fraud - False Pretenses	4	3
Fraud - Credit Card/ATM	8	1
Fraud - Impersonation	0	0
Fraud - Welfare	0	0
Fraud - Wire	0	0
<b>Gambling Offenses</b>	<b>0</b>	<b>0</b>
Gambling - Betting/Wagering	0	0
Gambling - Operating/Promoting	0	0
Gambling - Equipment Violations	0	0
Gambling - Sports Tampering	0	0
<b>Homicide Offenses</b>	<b>0</b>	<b>0</b>
Murder	0	0
Negligent Manslaughter	0	0
<b>Motor Vehicle Theft</b>	<b>3</b>	<b>2</b>
<b>Pornography/Obscene Material</b>	<b>0</b>	<b>0</b>
<b>Robbery</b>	<b>6</b>	<b>2</b>
<b>Stolen Property Offenses</b>	<b>0</b>	<b>0</b>
<b>Weapon Law Violations</b>	<b>0</b>	<b>0</b>
<b>Kidnaping/Abduction</b>	<b>0</b>	<b>0</b>

GROUP A OFFENSES	Total # of Incidents	Total # of Clearances
<b>Larceny/Theft Offenses</b>	<b>111</b>	<b>20</b>
Theft - Pocket-picking	0	0
Theft - Purse Snatching	0	0
Theft - Shoplifting	1	1
Theft From Building	21	3
Theft From Coin Machine	0	0
Theft From Motor Vehicle	60	12
Theft of Motor Vehicle Parts	18	1
Theft - All Other Larceny	11	3
<b>Prostitution Offenses</b>	<b>0</b>	<b>0</b>
Prostitution	0	0
Prostitution Assisting/Promoting	0	0
<b>Sex Offenses, Forcible</b>	<b>1</b>	<b>0</b>
Forcible Rape	1	0
Forcible Sodomy	0	0
Sexual Assault W/Object	0	0
Forcible Fondling	0	0
<b>Sex Offenses, Non Forcible</b>	<b>0</b>	<b>0</b>
Incest	0	0
Statutory Rape	0	0

Reporting Agency: Johnson City Police Department  
 Jonesborough Police Department





**Freed-Hardeman University - 2010**

GROUP A OFFENSES	Total # of Incidents	Total # of Clearances
<b>Arson</b>	<b>0</b>	<b>0</b>
<b>Assault</b>	<b>0</b>	<b>0</b>
Aggravated Assault	0	0
Simple Assault	0	0
Intimidation	0	0
Stalking	0	0
<b>Bribery</b>	<b>0</b>	<b>0</b>
<b>Burglary</b>	<b>0</b>	<b>0</b>
<b>Counterfeiting/Forgery</b>	<b>0</b>	<b>0</b>
<b>Destruction/Damage/Vandalism</b>	<b>0</b>	<b>0</b>
<b>Drug/Narcotic Offenses</b>	<b>0</b>	<b>0</b>
Drug/Narcotic Violations	0	0
Drug/Narcotic Equipment Violations	0	0
<b>Embezzlement</b>	<b>0</b>	<b>0</b>
<b>Extortion/Blackmail</b>	<b>0</b>	<b>0</b>
<b>Fraud Offenses</b>	<b>0</b>	<b>0</b>
Fraud - False Pretenses	0	0
Fraud - Credit Card/ATM	0	0
Fraud - Impersonation	0	0
Fraud - Welfare	0	0
Fraud - Wire	0	0
<b>Gambling Offenses</b>	<b>0</b>	<b>0</b>
Gambling - Betting/Wagering	0	0
Gambling - Operating/Promoting	0	0
Gambling - Equipment Violations	0	0
Gambling - Sports Tampering	0	0
<b>Homicide Offenses</b>	<b>0</b>	<b>0</b>
Murder	0	0
Negligent Manslaughter	0	0
<b>Motor Vehicle Theft</b>	<b>0</b>	<b>0</b>
<b>Pornography/Obscene Material</b>	<b>0</b>	<b>0</b>
<b>Robbery</b>	<b>0</b>	<b>0</b>
<b>Stolen Property Offenses</b>	<b>0</b>	<b>0</b>
<b>Weapon Law Violations</b>	<b>0</b>	<b>0</b>
<b>Kidnaping/Abduction</b>	<b>0</b>	<b>0</b>

GROUP A OFFENSES	Total # of Incidents	Total # of Clearances
<b>Larceny/Theft Offenses</b>	<b>1</b>	<b>0</b>
Theft - Pocket-picking	0	0
Theft - Purse Snatching	0	0
Theft - Shoplifting	0	0
Theft From Building	0	0
Theft From Coin Machine	0	0
Theft From Motor Vehicle	1	0
Theft of Motor Vehicle Parts	0	0
Theft - All Other Larceny	0	0
<b>Prostitution Offenses</b>	<b>0</b>	<b>0</b>
Prostitution	0	0
Prostitution Assisting/Promoting	0	0
<b>Sex Offenses, Forcible</b>	<b>0</b>	<b>0</b>
Forcible Rape	0	0
Forcible Sodomy	0	0
Sexual Assault W/Object	0	0
Forcible Fondling	0	0
<b>Sex Offenses, Non Forcible</b>	<b>0</b>	<b>0</b>
Incest	0	0
Statutory Rape	0	0

Reporting Agency: Henderson Police Department



Crimes Against College Students as Reported by Local Agencies  
**Harding University Graduate School of Religion - 2010**

GROUP A OFFENSES	Total # of Incidents	Total # of Clearances
<b>Arson</b>	<b>0</b>	<b>0</b>
<b>Assault</b>	<b>4</b>	<b>0</b>
Aggravated Assault	0	0
Simple Assault	4	0
Intimidation	0	0
Stalking	0	0
<b>Bribery</b>	<b>0</b>	<b>0</b>
<b>Burglary</b>	<b>0</b>	<b>0</b>
<b>Counterfeiting/Forgery</b>	<b>0</b>	<b>0</b>
<b>Destruction/Damage/Vandalism</b>	<b>0</b>	<b>0</b>
<b>Drug/Narcotic Offenses</b>	<b>0</b>	<b>0</b>
Drug/Narcotic Violations	0	0
Drug/Narcotic Equipment Violations	0	0
<b>Embezzlement</b>	<b>0</b>	<b>0</b>
<b>Extortion/Blackmail</b>	<b>0</b>	<b>0</b>
<b>Fraud Offenses</b>	<b>1</b>	<b>0</b>
Fraud - False Pretenses	0	0
Fraud - Credit Card/ATM	1	0
Fraud - Impersonation	0	0
Fraud - Welfare	0	0
Fraud - Wire	0	0
<b>Gambling Offenses</b>	<b>0</b>	<b>0</b>
Gambling - Betting/Wagering	0	0
Gambling - Operating/Promoting	0	0
Gambling - Equipment Violations	0	0
Gambling - Sports Tampering	0	0
<b>Homicide Offenses</b>	<b>0</b>	<b>0</b>
Murder	0	0
Negligent Manslaughter	0	0
<b>Motor Vehicle Theft</b>	<b>0</b>	<b>0</b>
<b>Pornography/Obscene Material</b>	<b>0</b>	<b>0</b>
<b>Robbery</b>	<b>2</b>	<b>0</b>
<b>Stolen Property Offenses</b>	<b>0</b>	<b>0</b>
<b>Weapon Law Violations</b>	<b>0</b>	<b>0</b>
<b>Kidnaping/Abduction</b>	<b>0</b>	<b>0</b>

GROUP A OFFENSES	Total # of Incidents	Total # of Clearances
<b>Larceny/Theft Offenses</b>	<b>0</b>	<b>0</b>
Theft - Pocket-picking	0	0
Theft - Purse Snatching	0	0
Theft - Shoplifting	0	0
Theft From Building	0	0
Theft From Coin Machine	0	0
Theft From Motor Vehicle	0	0
Theft of Motor Vehicle Parts	0	0
Theft - All Other Larceny	0	0
<b>Prostitution Offenses</b>	<b>0</b>	<b>0</b>
Prostitution	0	0
Prostitution Assisting/Promoting	0	0
<b>Sex Offenses, Forcible</b>	<b>0</b>	<b>0</b>
Forcible Rape	0	0
Forcible Sodomy	0	0
Sexual Assault W/Object	0	0
Forcible Fondling	0	0
<b>Sex Offenses, Non Forcible</b>	<b>0</b>	<b>0</b>
Incest	0	0
Statutory Rape	0	0

Reporting Agency: Shelby County Sheriff's Department  
 Memphis Police Department



Crimes Against College Students as Reported by Local Agencies

**King College - 2010**

GROUP A OFFENSES	Total # of Incidents	Total # of Clearances
<b>Arson</b>	<b>0</b>	<b>0</b>
<b>Assault</b>	<b>1</b>	<b>0</b>
Aggravated Assault	1	0
Simple Assault	0	0
Intimidation	0	0
Stalking	0	0
<b>Bribery</b>	<b>0</b>	<b>0</b>
<b>Burglary</b>	<b>0</b>	<b>0</b>
<b>Counterfeiting/Forgery</b>	<b>0</b>	<b>0</b>
<b>Destruction/Damage/Vandalism</b>	<b>0</b>	<b>0</b>
<b>Drug/Narcotic Offenses</b>	<b>0</b>	<b>0</b>
Drug/Narcotic Violations	0	0
Drug/Narcotic Equipment Violations	0	0
<b>Embezzlement</b>	<b>0</b>	<b>0</b>
<b>Extortion/Blackmail</b>	<b>0</b>	<b>0</b>
<b>Fraud Offenses</b>	<b>0</b>	<b>0</b>
Fraud - False Pretenses	0	0
Fraud - Credit Card/ATM	0	0
Fraud - Impersonation	0	0
Fraud - Welfare	0	0
Fraud - Wire	0	0
<b>Gambling Offenses</b>	<b>0</b>	<b>0</b>
Gambling - Betting/Wagering	0	0
Gambling - Operating/Promoting	0	0
Gambling - Equipment Violations	0	0
Gambling - Sports Tampering	0	0
<b>Homicide Offenses</b>	<b>0</b>	<b>0</b>
Murder	0	0
Negligent Manslaughter	0	0
<b>Motor Vehicle Theft</b>	<b>0</b>	<b>0</b>
<b>Pornography/Obscene Material</b>	<b>0</b>	<b>0</b>
<b>Robbery</b>	<b>0</b>	<b>0</b>
<b>Stolen Property Offenses</b>	<b>0</b>	<b>0</b>
<b>Weapon Law Violations</b>	<b>0</b>	<b>0</b>
<b>Kidnaping/Abduction</b>	<b>0</b>	<b>0</b>

GROUP A OFFENSES	Total # of Incidents	Total # of Clearances
<b>Larceny/Theft Offenses</b>	<b>1</b>	<b>0</b>
Theft - Pocket-picking	0	0
Theft - Purse Snatching	0	0
Theft - Shoplifting	0	0
Theft From Building	0	0
Theft From Coin Machine	0	0
Theft From Motor Vehicle	1	0
Theft of Motor Vehicle Parts	0	0
Theft - All Other Larceny	0	0
<b>Prostitution Offenses</b>	<b>0</b>	<b>0</b>
Prostitution	0	0
Prostitution Assisting/Promoting	0	0
<b>Sex Offenses, Forcible</b>	<b>2</b>	<b>2</b>
Forcible Rape	2	2
Forcible Sodomy	0	0
Sexual Assault W/Object	0	0
Forcible Fondling	0	0
<b>Sex Offenses, Non Forcible</b>	<b>0</b>	<b>0</b>
Incest	0	0
Statutory Rape	0	0

Reporting Agency: Sullivan County Sheriff's Department  
 Bristol Police Department



Crimes Against College Students as Reported by Local Agencies

Lee University - 2010

GROUP A OFFENSES	Total # of Incidents	Total # of Clearances
<b>Arson</b>	<b>0</b>	<b>0</b>
<b>Assault</b>	<b>0</b>	<b>0</b>
Aggravated Assault	0	0
Simple Assault	0	0
Intimidation	0	0
Stalking	0	0
<b>Bribery</b>	<b>0</b>	<b>0</b>
<b>Burglary</b>	<b>7</b>	<b>0</b>
<b>Counterfeiting/Forgery</b>	<b>0</b>	<b>0</b>
<b>Destruction/Damage/Vandalism</b>	<b>4</b>	<b>0</b>
<b>Drug/Narcotic Offenses</b>	<b>0</b>	<b>0</b>
Drug/Narcotic Violations	0	0
Drug/Narcotic Equipment Violations	0	0
<b>Embezzlement</b>	<b>0</b>	<b>0</b>
<b>Extortion/Blackmail</b>	<b>0</b>	<b>0</b>
<b>Fraud Offenses</b>	<b>0</b>	<b>0</b>
Fraud - False Pretenses	0	0
Fraud - Credit Card/ATM	0	0
Fraud - Impersonation	0	0
Fraud - Welfare	0	0
Fraud - Wire	0	0
<b>Gambling Offenses</b>	<b>0</b>	<b>0</b>
Gambling - Betting/Wagering	0	0
Gambling - Operating/Promoting	0	0
Gambling - Equipment Violations	0	0
Gambling - Sports Tampering	0	0
<b>Homicide Offenses</b>	<b>0</b>	<b>0</b>
Murder	0	0
Negligent Manslaughter	0	0
<b>Motor Vehicle Theft</b>	<b>1</b>	<b>1</b>
<b>Pornography/Obscene Material</b>	<b>0</b>	<b>0</b>
<b>Robbery</b>	<b>0</b>	<b>0</b>
<b>Stolen Property Offenses</b>	<b>0</b>	<b>0</b>
<b>Weapon Law Violations</b>	<b>0</b>	<b>0</b>
<b>Kidnaping/Abduction</b>	<b>0</b>	<b>0</b>

GROUP A OFFENSES	Total # of Incidents	Total # of Clearances
<b>Larceny/Theft Offenses</b>	<b>5</b>	<b>0</b>
Theft - Pocket-picking	0	0
Theft - Purse Snatching	0	0
Theft - Shoplifting	0	0
Theft From Building	2	0
Theft From Coin Machine	0	0
Theft From Motor Vehicle	1	0
Theft of Motor Vehicle Parts	0	0
Theft - All Other Larceny	2	0
<b>Prostitution Offenses</b>	<b>0</b>	<b>0</b>
Prostitution	0	0
Prostitution Assisting/Promoting	0	0
<b>Sex Offenses, Forcible</b>	<b>2</b>	<b>1</b>
Forcible Rape	2	1
Forcible Sodomy	0	0
Sexual Assault W/Object	0	0
Forcible Fondling	0	0
<b>Sex Offenses, Non Forcible</b>	<b>0</b>	<b>0</b>
Incest	0	0
Statutory Rape	0	0

Reporting Agency: Cleveland Police Department



**LeMoyne-Owen College - 2010**

<b>GROUP A OFFENSES</b>	Total # of Incidents	Total # of Clearances
<b>Arson</b>	<b>0</b>	<b>0</b>
<b>Assault</b>	<b>27</b>	<b>7</b>
Aggravated Assault	4	2
Simple Assault	16	4
Intimidation	5	1
Stalking	2	0
<b>Bribery</b>	<b>0</b>	<b>0</b>
<b>Burglary</b>	<b>5</b>	<b>2</b>
<b>Counterfeiting/Forgery</b>	<b>0</b>	<b>0</b>
<b>Destruction/Damage/Vandalism</b>	<b>5</b>	<b>1</b>
<b>Drug/Narcotic Offenses</b>	<b>0</b>	<b>0</b>
Drug/Narcotic Violations	0	0
Drug/Narcotic Equipment Violations	0	0
<b>Embezzlement</b>	<b>0</b>	<b>0</b>
<b>Extortion/Blackmail</b>	<b>0</b>	<b>0</b>
<b>Fraud Offenses</b>	<b>0</b>	<b>0</b>
Fraud - False Pretenses	0	0
Fraud - Credit Card/ATM	0	0
Fraud - Impersonation	0	0
Fraud - Welfare	0	0
Fraud - Wire	0	0
<b>Gambling Offenses</b>	<b>0</b>	<b>0</b>
Gambling - Betting/Wagering	0	0
Gambling - Operating/Promoting	0	0
Gambling - Equipment Violations	0	0
Gambling - Sports Tampering	0	0
<b>Homicide Offenses</b>	<b>0</b>	<b>0</b>
Murder	0	0
Negligent Manslaughter	0	0
<b>Motor Vehicle Theft</b>	<b>1</b>	<b>0</b>
<b>Pornography/Obscene Material</b>	<b>0</b>	<b>0</b>
<b>Robbery</b>	<b>4</b>	<b>1</b>
<b>Stolen Property Offenses</b>	<b>0</b>	<b>0</b>
<b>Weapon Law Violations</b>	<b>0</b>	<b>0</b>
<b>Kidnaping/Abduction</b>	<b>0</b>	<b>0</b>

<b>GROUP A OFFENSES</b>	Total # of Incidents	Total # of Clearances
<b>Larceny/Theft Offenses</b>	<b>9</b>	<b>0</b>
Theft - Pocket-picking	0	0
Theft - Purse Snatching	0	0
Theft - Shoplifting	0	0
Theft From Building	0	0
Theft From Coin Machine	0	0
Theft From Motor Vehicle	6	0
Theft of Motor Vehicle Parts	2	0
Theft - All Other Larceny	1	0
<b>Prostitution Offenses</b>	<b>0</b>	<b>0</b>
Prostitution	0	0
Prostitution Assisting/Promoting	0	0
<b>Sex Offenses, Forcible</b>	<b>0</b>	<b>0</b>
Forcible Rape	0	0
Forcible Sodomy	0	0
Sexual Assault W/Object	0	0
Forcible Fondling	0	0
<b>Sex Offenses, Non Forcible</b>	<b>0</b>	<b>0</b>
Incest	0	0
Statutory Rape	0	0

Reporting Agency: Shelby County Sheriff's Department  
 Memphis Police Department



**Memphis College of Art - 2010**

<b>GROUP A OFFENSES</b>	Total # of Incidents	Total # of Clearances
<b>Arson</b>	<b>0</b>	<b>0</b>
<b>Assault</b>	<b>1</b>	<b>0</b>
Aggravated Assault	0	0
Simple Assault	1	0
Intimidation	0	0
Stalking	0	0
<b>Bribery</b>	<b>0</b>	<b>0</b>
<b>Burglary</b>	<b>1</b>	<b>0</b>
<b>Counterfeiting/Forgery</b>	<b>0</b>	<b>0</b>
<b>Destruction/Damage/Vandalism</b>	<b>0</b>	<b>0</b>
<b>Drug/Narcotic Offenses</b>	<b>0</b>	<b>0</b>
Drug/Narcotic Violations	0	0
Drug/Narcotic Equipment Violations	0	0
<b>Embezzlement</b>	<b>0</b>	<b>0</b>
<b>Extortion/Blackmail</b>	<b>0</b>	<b>0</b>
<b>Fraud Offenses</b>	<b>0</b>	<b>0</b>
Fraud - False Pretenses	0	0
Fraud - Credit Card/ATM	0	0
Fraud - Impersonation	0	0
Fraud - Welfare	0	0
Fraud - Wire	0	0
<b>Gambling Offenses</b>	<b>0</b>	<b>0</b>
Gambling - Betting/Wagering	0	0
Gambling - Operating/Promoting	0	0
Gambling - Equipment Violations	0	0
Gambling - Sports Tampering	0	0
<b>Homicide Offenses</b>	<b>0</b>	<b>0</b>
Murder	0	0
Negligent Manslaughter	0	0
<b>Motor Vehicle Theft</b>	<b>1</b>	<b>0</b>
<b>Pornography/Obscene Material</b>	<b>0</b>	<b>0</b>
<b>Robbery</b>	<b>2</b>	<b>1</b>
<b>Stolen Property Offenses</b>	<b>0</b>	<b>0</b>
<b>Weapon Law Violations</b>	<b>0</b>	<b>0</b>
<b>Kidnaping/Abduction</b>	<b>1</b>	<b>0</b>

<b>GROUP A OFFENSES</b>	Total # of Incidents	Total # of Clearances
<b>Larceny/Theft Offenses</b>	<b>5</b>	<b>1</b>
Theft - Pocket-picking	0	0
Theft - Purse Snatching	0	0
Theft - Shoplifting	0	0
Theft From Building	0	0
Theft From Coin Machine	0	0
Theft From Motor Vehicle	4	1
Theft of Motor Vehicle Parts	0	0
Theft - All Other Larceny	1	0
<b>Prostitution Offenses</b>	<b>0</b>	<b>0</b>
Prostitution	0	0
Prostitution Assisting/Promoting	0	0
<b>Sex Offenses, Forcible</b>	<b>1</b>	<b>0</b>
Forcible Rape	0	0
Forcible Sodomy	0	0
Sexual Assault W/Object	0	0
Forcible Fondling	1	0
<b>Sex Offenses, Non Forcible</b>	<b>0</b>	<b>0</b>
Incest	0	0
Statutory Rape	0	0

Reporting Agency: Shelby County Sheriff's Department  
 Memphis Police Department



**Memphis Theological Seminary - 2010**

<b>GROUP A OFFENSES</b>	Total # of Incidents	Total # of Clearances
<b>Arson</b>	<b>0</b>	<b>0</b>
<b>Assault</b>	<b>1</b>	<b>0</b>
Aggravated Assault	1	0
Simple Assault	0	0
Intimidation	0	0
Stalking	0	0
<b>Bribery</b>	<b>0</b>	<b>0</b>
<b>Burglary</b>	<b>1</b>	<b>0</b>
<b>Counterfeiting/Forgery</b>	<b>0</b>	<b>0</b>
<b>Destruction/Damage/Vandalism</b>	<b>0</b>	<b>0</b>
<b>Drug/Narcotic Offenses</b>	<b>0</b>	<b>0</b>
Drug/Narcotic Violations	0	0
Drug/Narcotic Equipment Violations	0	0
<b>Embezzlement</b>	<b>0</b>	<b>0</b>
<b>Extortion/Blackmail</b>	<b>0</b>	<b>0</b>
<b>Fraud Offenses</b>	<b>0</b>	<b>0</b>
Fraud - False Pretenses	0	0
Fraud - Credit Card/ATM	0	0
Fraud - Impersonation	0	0
Fraud - Welfare	0	0
Fraud - Wire	0	0
<b>Gambling Offenses</b>	<b>0</b>	<b>0</b>
Gambling - Betting/Wagering	0	0
Gambling - Operating/Promoting	0	0
Gambling - Equipment Violations	0	0
Gambling - Sports Tampering	0	0
<b>Homicide Offenses</b>	<b>0</b>	<b>0</b>
Murder	0	0
Negligent Manslaughter	0	0
<b>Motor Vehicle Theft</b>	<b>0</b>	<b>0</b>
<b>Pornography/Obscene Material</b>	<b>0</b>	<b>0</b>
<b>Robbery</b>	<b>0</b>	<b>0</b>
<b>Stolen Property Offenses</b>	<b>0</b>	<b>0</b>
<b>Weapon Law Violations</b>	<b>0</b>	<b>0</b>
<b>Kidnaping/Abduction</b>	<b>0</b>	<b>0</b>

<b>GROUP A OFFENSES</b>	Total # of Incidents	Total # of Clearances
<b>Larceny/Theft Offenses</b>	<b>2</b>	<b>0</b>
Theft - Pocket-picking	0	0
Theft - Purse Snatching	0	0
Theft - Shoplifting	0	0
Theft From Building	0	0
Theft From Coin Machine	0	0
Theft From Motor Vehicle	2	0
Theft of Motor Vehicle Parts	0	0
Theft - All Other Larceny	0	0
<b>Prostitution Offenses</b>	<b>0</b>	<b>0</b>
Prostitution	0	0
Prostitution Assisting/Promoting	0	0
<b>Sex Offenses, Forcible</b>	<b>0</b>	<b>0</b>
Forcible Rape	0	0
Forcible Sodomy	0	0
Sexual Assault W/Object	0	0
Forcible Fondling	0	0
<b>Sex Offenses, Non Forcible</b>	<b>0</b>	<b>0</b>
Incest	0	0
Statutory Rape	0	0

Reporting Agency: Memphis Police Department



**Mid-America Baptist Theological Seminary - 2010**

<b>GROUP A OFFENSES</b>	Total # of Incidents	Total # of Clearances
<b>Arson</b>	<b>0</b>	<b>0</b>
<b>Assault</b>	<b>0</b>	<b>0</b>
Aggravated Assault	0	0
Simple Assault	0	0
Intimidation	0	0
Stalking	0	0
<b>Bribery</b>	<b>0</b>	<b>0</b>
<b>Burglary</b>	<b>0</b>	<b>0</b>
<b>Counterfeiting/Forgery</b>	<b>0</b>	<b>0</b>
<b>Destruction/Damage/Vandalism</b>	<b>1</b>	<b>0</b>
<b>Drug/Narcotic Offenses</b>	<b>1</b>	<b>1</b>
Drug/Narcotic Violations	1	1
Drug/Narcotic Equipment Violations	0	0
<b>Embezzlement</b>	<b>0</b>	<b>0</b>
<b>Extortion/Blackmail</b>	<b>0</b>	<b>0</b>
<b>Fraud Offenses</b>	<b>0</b>	<b>0</b>
Fraud - False Pretenses	0	0
Fraud - Credit Card/ATM	0	0
Fraud - Impersonation	0	0
Fraud - Welfare	0	0
Fraud - Wire	0	0
<b>Gambling Offenses</b>	<b>0</b>	<b>0</b>
Gambling - Betting/Wagering	0	0
Gambling - Operating/Promoting	0	0
Gambling - Equipment Violations	0	0
Gambling - Sports Tampering	0	0
<b>Homicide Offenses</b>	<b>0</b>	<b>0</b>
Murder	0	0
Negligent Manslaughter	0	0
<b>Motor Vehicle Theft</b>	<b>1</b>	<b>1</b>
<b>Pornography/Obscene Material</b>	<b>0</b>	<b>0</b>
<b>Robbery</b>	<b>0</b>	<b>0</b>
<b>Stolen Property Offenses</b>	<b>0</b>	<b>0</b>
<b>Weapon Law Violations</b>	<b>0</b>	<b>0</b>
<b>Kidnaping/Abduction</b>	<b>0</b>	<b>0</b>

<b>GROUP A OFFENSES</b>	Total # of Incidents	Total # of Clearances
<b>Larceny/Theft Offenses</b>	<b>1</b>	<b>0</b>
Theft - Pocket-picking	0	0
Theft - Purse Snatching	0	0
Theft - Shoplifting	0	0
Theft From Building	0	0
Theft From Coin Machine	0	0
Theft From Motor Vehicle	1	0
Theft of Motor Vehicle Parts	0	0
Theft - All Other Larceny	0	0
<b>Prostitution Offenses</b>	<b>0</b>	<b>0</b>
Prostitution	0	0
Prostitution Assisting/Promoting	0	0
<b>Sex Offenses, Forcible</b>	<b>0</b>	<b>0</b>
Forcible Rape	0	0
Forcible Sodomy	0	0
Sexual Assault W/Object	0	0
Forcible Fondling	0	0
<b>Sex Offenses, Non Forcible</b>	<b>0</b>	<b>0</b>
Incest	0	0
Statutory Rape	0	0

Reporting Agency: Memphis Police Department





**Middle Tennessee State University - 2010**

<b>GROUP A OFFENSES</b>	Total # of Incidents	Total # of Clearances
<b>Arson</b>	<b>0</b>	<b>0</b>
<b>Assault</b>	<b>1</b>	<b>1</b>
Aggravated Assault	1	1
Simple Assault	0	0
Intimidation	0	0
Stalking	0	0
<b>Bribery</b>	<b>0</b>	<b>0</b>
<b>Burglary</b>	<b>6</b>	<b>1</b>
<b>Counterfeiting/Forgery</b>	<b>0</b>	<b>0</b>
<b>Destruction/Damage/Vandalism</b>	<b>1</b>	<b>0</b>
<b>Drug/Narcotic Offenses</b>	<b>0</b>	<b>0</b>
Drug/Narcotic Violations	0	0
Drug/Narcotic Equipment Violations	0	0
<b>Embezzlement</b>	<b>0</b>	<b>0</b>
<b>Extortion/Blackmail</b>	<b>0</b>	<b>0</b>
<b>Fraud Offenses</b>	<b>0</b>	<b>0</b>
Fraud - False Pretenses	0	0
Fraud - Credit Card/ATM	0	0
Fraud - Impersonation	0	0
Fraud - Welfare	0	0
Fraud - Wire	0	0
<b>Gambling Offenses</b>	<b>0</b>	<b>0</b>
Gambling - Betting/Wagering	0	0
Gambling - Operating/Promoting	0	0
Gambling - Equipment Violations	0	0
Gambling - Sports Tampering	0	0
<b>Homicide Offenses</b>	<b>0</b>	<b>0</b>
Murder	0	0
Negligent Manslaughter	0	0
<b>Motor Vehicle Theft</b>	<b>0</b>	<b>0</b>
<b>Pornography/Obscene Material</b>	<b>0</b>	<b>0</b>
<b>Robbery</b>	<b>2</b>	<b>1</b>
<b>Stolen Property Offenses</b>	<b>0</b>	<b>0</b>
<b>Weapon Law Violations</b>	<b>0</b>	<b>0</b>
<b>Kidnaping/Abduction</b>	<b>0</b>	<b>0</b>

<b>GROUP A OFFENSES</b>	Total # of Incidents	Total # of Clearances
<b>Larceny/Theft Offenses</b>	<b>4</b>	<b>0</b>
Theft - Pocket-picking	0	0
Theft - Purse Snatching	0	0
Theft - Shoplifting	0	0
Theft From Building	1	0
Theft From Coin Machine	0	0
Theft From Motor Vehicle	1	0
Theft of Motor Vehicle Parts	1	0
Theft - All Other Larceny	1	0
<b>Prostitution Offenses</b>	<b>0</b>	<b>0</b>
Prostitution	0	0
Prostitution Assisting/Promoting	0	0
<b>Sex Offenses, Forcible</b>	<b>0</b>	<b>0</b>
Forcible Rape	0	0
Forcible Sodomy	0	0
Sexual Assault W/Object	0	0
Forcible Fondling	0	0
<b>Sex Offenses, Non Forcible</b>	<b>0</b>	<b>0</b>
Incest	0	0
Statutory Rape	0	0

Reporting Agency: Murfreesboro Police Department



**Northeast State Community College - 2010**

GROUP A OFFENSES	Total # of Incidents	Total # of Clearances
<b>Arson</b>	<b>0</b>	<b>0</b>
<b>Assault</b>	<b>7</b>	<b>3</b>
Aggravated Assault	0	0
Simple Assault	3	2
Intimidation	4	1
Stalking	0	0
<b>Bribery</b>	<b>0</b>	<b>0</b>
<b>Burglary</b>	<b>1</b>	<b>0</b>
<b>Counterfeiting/Forgery</b>	<b>0</b>	<b>0</b>
<b>Destruction/Damage/Vandalism</b>	<b>0</b>	<b>0</b>
<b>Drug/Narcotic Offenses</b>	<b>0</b>	<b>0</b>
Drug/Narcotic Violations	0	0
Drug/Narcotic Equipment Violations	0	0
<b>Embezzlement</b>	<b>0</b>	<b>0</b>
<b>Extortion/Blackmail</b>	<b>0</b>	<b>0</b>
<b>Fraud Offenses</b>	<b>3</b>	<b>1</b>
Fraud - False Pretenses	0	0
Fraud - Credit Card/ATM	1	0
Fraud - Impersonation	2	1
Fraud - Welfare	0	0
Fraud - Wire	0	0
<b>Gambling Offenses</b>	<b>0</b>	<b>0</b>
Gambling - Betting/Wagering	0	0
Gambling - Operating/Promoting	0	0
Gambling - Equipment Violations	0	0
Gambling - Sports Tampering	0	0
<b>Homicide Offenses</b>	<b>0</b>	<b>0</b>
Murder	0	0
Negligent Manslaughter	0	0
<b>Motor Vehicle Theft</b>	<b>0</b>	<b>0</b>
<b>Pornography/Obscene Material</b>	<b>0</b>	<b>0</b>
<b>Robbery</b>	<b>0</b>	<b>0</b>
<b>Stolen Property Offenses</b>	<b>0</b>	<b>0</b>
<b>Weapon Law Violations</b>	<b>0</b>	<b>0</b>
<b>Kidnaping/Abduction</b>	<b>0</b>	<b>0</b>

GROUP A OFFENSES	Total # of Incidents	Total # of Clearances
<b>Larceny/Theft Offenses</b>	<b>7</b>	<b>2</b>
Theft - Pocket-picking	0	0
Theft - Purse Snatching	0	0
Theft - Shoplifting	0	0
Theft From Building	2	1
Theft From Coin Machine	0	0
Theft From Motor Vehicle	5	1
Theft of Motor Vehicle Parts	0	0
Theft - All Other Larceny	0	0
<b>Prostitution Offenses</b>	<b>0</b>	<b>0</b>
Prostitution	0	0
Prostitution Assisting/Promoting	0	0
<b>Sex Offenses, Forcible</b>	<b>0</b>	<b>0</b>
Forcible Rape	0	0
Forcible Sodomy	0	0
Sexual Assault W/Object	0	0
Forcible Fondling	0	0
<b>Sex Offenses, Non Forcible</b>	<b>0</b>	<b>0</b>
Incest	0	0
Statutory Rape	0	0

Reporting Agency: Sullivan County Sheriff's Department  
 Bristol Police Department



**Pellissippi State Community College - 2010**

<b>GROUP A OFFENSES</b>	Total # of Incidents	Total # of Clearances
<b>Arson</b>	<b>0</b>	<b>0</b>
<b>Assault</b>	<b>0</b>	<b>0</b>
Aggravated Assault	0	0
Simple Assault	0	0
Intimidation	0	0
Stalking	0	0
<b>Bribery</b>	<b>0</b>	<b>0</b>
<b>Burglary</b>	<b>0</b>	<b>0</b>
<b>Counterfeiting/Forgery</b>	<b>0</b>	<b>0</b>
<b>Destruction/Damage/Vandalism</b>	<b>0</b>	<b>0</b>
<b>Drug/Narcotic Offenses</b>	<b>0</b>	<b>0</b>
Drug/Narcotic Violations	0	0
Drug/Narcotic Equipment Violations	0	0
<b>Embezzlement</b>	<b>0</b>	<b>0</b>
<b>Extortion/Blackmail</b>	<b>0</b>	<b>0</b>
<b>Fraud Offenses</b>	<b>0</b>	<b>0</b>
Fraud - False Pretenses	0	0
Fraud - Credit Card/ATM	0	0
Fraud - Impersonation	0	0
Fraud - Welfare	0	0
Fraud - Wire	0	0
<b>Gambling Offenses</b>	<b>0</b>	<b>0</b>
Gambling - Betting/Wagering	0	0
Gambling - Operating/Promoting	0	0
Gambling - Equipment Violations	0	0
Gambling - Sports Tampering	0	0
<b>Homicide Offenses</b>	<b>0</b>	<b>0</b>
Murder	0	0
Negligent Manslaughter	0	0
<b>Motor Vehicle Theft</b>	<b>0</b>	<b>0</b>
<b>Pornography/Obscene Material</b>	<b>0</b>	<b>0</b>
<b>Robbery</b>	<b>0</b>	<b>0</b>
<b>Stolen Property Offenses</b>	<b>0</b>	<b>0</b>
<b>Weapon Law Violations</b>	<b>0</b>	<b>0</b>
<b>Kidnaping/Abduction</b>	<b>0</b>	<b>0</b>

<b>GROUP A OFFENSES</b>	Total # of Incidents	Total # of Clearances
<b>Larceny/Theft Offenses</b>	<b>1</b>	<b>0</b>
Theft - Pocket-picking	0	0
Theft - Purse Snatching	0	0
Theft - Shoplifting	0	0
Theft From Building	1	0
Theft From Coin Machine	0	0
Theft From Motor Vehicle	0	0
Theft of Motor Vehicle Parts	0	0
Theft - All Other Larceny	0	0
<b>Prostitution Offenses</b>	<b>0</b>	<b>0</b>
Prostitution	0	0
Prostitution Assisting/Promoting	0	0
<b>Sex Offenses, Forcible</b>	<b>0</b>	<b>0</b>
Forcible Rape	0	0
Forcible Sodomy	0	0
Sexual Assault W/Object	0	0
Forcible Fondling	0	0
<b>Sex Offenses, Non Forcible</b>	<b>0</b>	<b>0</b>
Incest	0	0
Statutory Rape	0	0

Reporting Agency: Knox County Sheriff's Department



Crimes Against College Students as Reported by Local Agencies

**Rhodes College - 2010**

<b>GROUP A OFFENSES</b>	Total # of Incidents	Total # of Clearances
<b>Arson</b>	<b>0</b>	<b>0</b>
<b>Assault</b>	<b>4</b>	<b>1</b>
Aggravated Assault	0	0
Simple Assault	3	1
Intimidation	1	0
Stalking	0	0
<b>Bribery</b>	<b>0</b>	<b>0</b>
<b>Burglary</b>	<b>3</b>	<b>0</b>
<b>Counterfeiting/Forgery</b>	<b>0</b>	<b>0</b>
<b>Destruction/Damage/Vandalism</b>	<b>4</b>	<b>1</b>
<b>Drug/Narcotic Offenses</b>	<b>0</b>	<b>0</b>
Drug/Narcotic Violations	0	0
Drug/Narcotic Equipment Violations	0	0
<b>Embezzlement</b>	<b>0</b>	<b>0</b>
<b>Extortion/Blackmail</b>	<b>0</b>	<b>0</b>
<b>Fraud Offenses</b>	<b>0</b>	<b>0</b>
Fraud - False Pretenses	0	0
Fraud - Credit Card/ATM	0	0
Fraud - Impersonation	0	0
Fraud - Welfare	0	0
Fraud - Wire	0	0
<b>Gambling Offenses</b>	<b>0</b>	<b>0</b>
Gambling - Betting/Wagering	0	0
Gambling - Operating/Promoting	0	0
Gambling - Equipment Violations	0	0
Gambling - Sports Tampering	0	0
<b>Homicide Offenses</b>	<b>0</b>	<b>0</b>
Murder	0	0
Negligent Manslaughter	0	0
<b>Motor Vehicle Theft</b>	<b>0</b>	<b>0</b>
<b>Pornography/Obscene Material</b>	<b>0</b>	<b>0</b>
<b>Robbery</b>	<b>2</b>	<b>0</b>
<b>Stolen Property Offenses</b>	<b>0</b>	<b>0</b>
<b>Weapon Law Violations</b>	<b>0</b>	<b>0</b>
<b>Kidnaping/Abduction</b>	<b>0</b>	<b>0</b>

<b>GROUP A OFFENSES</b>	Total # of Incidents	Total # of Clearances
<b>Larceny/Theft Offenses</b>	<b>18</b>	<b>1</b>
Theft - Pocket-picking	0	0
Theft - Purse Snatching	0	0
Theft - Shoplifting	0	0
Theft From Building	0	0
Theft From Coin Machine	0	0
Theft From Motor Vehicle	14	0
Theft of Motor Vehicle Parts	0	0
Theft - All Other Larceny	4	1
<b>Prostitution Offenses</b>	<b>0</b>	<b>0</b>
Prostitution	0	0
Prostitution Assisting/Promoting	0	0
<b>Sex Offenses, Forcible</b>	<b>0</b>	<b>0</b>
Forcible Rape	0	0
Forcible Sodomy	0	0
Sexual Assault W/Object	0	0
Forcible Fondling	0	0
<b>Sex Offenses, Non Forcible</b>	<b>0</b>	<b>0</b>
Incest	0	0
Statutory Rape	0	0

Reporting Agency: Memphis Police Department



**Southern Adventist University - 2010**

<b>GROUP A OFFENSES</b>	Total # of Incidents	Total # of Clearances
<b>Arson</b>	<b>0</b>	<b>0</b>
<b>Assault</b>	<b>0</b>	<b>0</b>
Aggravated Assault	0	0
Simple Assault	0	0
Intimidation	0	0
Stalking	0	0
<b>Bribery</b>	<b>0</b>	<b>0</b>
<b>Burglary</b>	<b>0</b>	<b>0</b>
<b>Counterfeiting/Forgery</b>	<b>0</b>	<b>0</b>
<b>Destruction/Damage/Vandalism</b>	<b>0</b>	<b>0</b>
<b>Drug/Narcotic Offenses</b>	<b>0</b>	<b>0</b>
Drug/Narcotic Violations	0	0
Drug/Narcotic Equipment Violations	0	0
<b>Embezzlement</b>	<b>0</b>	<b>0</b>
<b>Extortion/Blackmail</b>	<b>0</b>	<b>0</b>
<b>Fraud Offenses</b>	<b>0</b>	<b>0</b>
Fraud - False Pretenses	0	0
Fraud - Credit Card/ATM	0	0
Fraud - Impersonation	0	0
Fraud - Welfare	0	0
Fraud - Wire	0	0
<b>Gambling Offenses</b>	<b>0</b>	<b>0</b>
Gambling - Betting/Wagering	0	0
Gambling - Operating/Promoting	0	0
Gambling - Equipment Violations	0	0
Gambling - Sports Tampering	0	0
<b>Homicide Offenses</b>	<b>0</b>	<b>0</b>
Murder	0	0
Negligent Manslaughter	0	0
<b>Motor Vehicle Theft</b>	<b>0</b>	<b>0</b>
<b>Pornography/Obscene Material</b>	<b>0</b>	<b>0</b>
<b>Robbery</b>	<b>0</b>	<b>0</b>
<b>Stolen Property Offenses</b>	<b>0</b>	<b>0</b>
<b>Weapon Law Violations</b>	<b>0</b>	<b>0</b>
<b>Kidnaping/Abduction</b>	<b>0</b>	<b>0</b>

<b>GROUP A OFFENSES</b>	Total # of Incidents	Total # of Clearances
<b>Larceny/Theft Offenses</b>	<b>2</b>	<b>0</b>
Theft - Pocket-picking	0	0
Theft - Purse Snatching	0	0
Theft - Shoplifting	0	0
Theft From Building	0	0
Theft From Coin Machine	0	0
Theft From Motor Vehicle	1	0
Theft of Motor Vehicle Parts	0	0
Theft - All Other Larceny	1	0
<b>Prostitution Offenses</b>	<b>0</b>	<b>0</b>
Prostitution	0	0
Prostitution Assisting/Promoting	0	0
<b>Sex Offenses, Forcible</b>	<b>0</b>	<b>0</b>
Forcible Rape	0	0
Forcible Sodomy	0	0
Sexual Assault W/Object	0	0
Forcible Fondling	0	0
<b>Sex Offenses, Non Forcible</b>	<b>0</b>	<b>0</b>
Incest	0	0
Statutory Rape	0	0

Reporting Agency: Collegedale Police Department



**Southern College of Optometry - 2010**

GROUP A OFFENSES	Total # of Incidents	Total # of Clearances
<b>Arson</b>	<b>0</b>	<b>0</b>
<b>Assault</b>	<b>1</b>	<b>0</b>
Aggravated Assault	0	0
Simple Assault	1	0
Intimidation	0	0
Stalking	0	0
<b>Bribery</b>	<b>0</b>	<b>0</b>
<b>Burglary</b>	<b>1</b>	<b>0</b>
<b>Counterfeiting/Forgery</b>	<b>0</b>	<b>0</b>
<b>Destruction/Damage/Vandalism</b>	<b>2</b>	<b>0</b>
<b>Drug/Narcotic Offenses</b>	<b>0</b>	<b>0</b>
Drug/Narcotic Violations	0	0
Drug/Narcotic Equipment Violations	0	0
<b>Embezzlement</b>	<b>0</b>	<b>0</b>
<b>Extortion/Blackmail</b>	<b>0</b>	<b>0</b>
<b>Fraud Offenses</b>	<b>0</b>	<b>0</b>
Fraud - False Pretenses	0	0
Fraud - Credit Card/ATM	0	0
Fraud - Impersonation	0	0
Fraud - Welfare	0	0
Fraud - Wire	0	0
<b>Gambling Offenses</b>	<b>0</b>	<b>0</b>
Gambling - Betting/Wagering	0	0
Gambling - Operating/Promoting	0	0
Gambling - Equipment Violations	0	0
Gambling - Sports Tampering	0	0
<b>Homicide Offenses</b>	<b>0</b>	<b>0</b>
Murder	0	0
Negligent Manslaughter	0	0
<b>Motor Vehicle Theft</b>	<b>0</b>	<b>0</b>
<b>Pornography/Obscene Material</b>	<b>0</b>	<b>0</b>
<b>Robbery</b>	<b>0</b>	<b>0</b>
<b>Stolen Property Offenses</b>	<b>0</b>	<b>0</b>
<b>Weapon Law Violations</b>	<b>0</b>	<b>0</b>
<b>Kidnaping/Abduction</b>	<b>0</b>	<b>0</b>

GROUP A OFFENSES	Total # of Incidents	Total # of Clearances
<b>Larceny/Theft Offenses</b>	<b>6</b>	<b>0</b>
Theft - Pocket-picking	0	0
Theft - Purse Snatching	0	0
Theft - Shoplifting	0	0
Theft From Building	1	0
Theft From Coin Machine	0	0
Theft From Motor Vehicle	2	0
Theft of Motor Vehicle Parts	2	0
Theft - All Other Larceny	1	0
<b>Prostitution Offenses</b>	<b>0</b>	<b>0</b>
Prostitution	0	0
Prostitution Assisting/Promoting	0	0
<b>Sex Offenses, Forcible</b>	<b>0</b>	<b>0</b>
Forcible Rape	0	0
Forcible Sodomy	0	0
Sexual Assault W/Object	0	0
Forcible Fondling	0	0
<b>Sex Offenses, Non Forcible</b>	<b>0</b>	<b>0</b>
Incest	0	0
Statutory Rape	0	0

Reporting Agency: Shelby County Sheriff's Department  
 Memphis Police Department  
 Millington Police Department



**Southwest Tennessee Community College - 2010**

GROUP A OFFENSES	Total # of Incidents	Total # of Clearances
<b>Arson</b>	<b>0</b>	<b>0</b>
<b>Assault</b>	<b>0</b>	<b>0</b>
Aggravated Assault	11	2
Simple Assault	60	9
Intimidation	27	1
Stalking	2	1
<b>Bribery</b>	<b>0</b>	<b>0</b>
<b>Burglary</b>	<b>27</b>	<b>2</b>
<b>Counterfeiting/Forgery</b>	<b>0</b>	<b>0</b>
<b>Destruction/Damage/Vandalism</b>	<b>31</b>	<b>2</b>
<b>Drug/Narcotic Offenses</b>	<b>0</b>	<b>0</b>
Drug/Narcotic Violations	0	0
Drug/Narcotic Equipment Violations	0	0
<b>Embezzlement</b>	<b>0</b>	<b>0</b>
<b>Extortion/Blackmail</b>	<b>0</b>	<b>0</b>
<b>Fraud Offenses</b>	<b>0</b>	<b>0</b>
Fraud - False Pretenses	0	0
Fraud - Credit Card/ATM	2	0
Fraud - Impersonation	0	0
Fraud - Welfare	2	0
Fraud - Wire	0	0
<b>Gambling Offenses</b>	<b>0</b>	<b>0</b>
Gambling - Betting/Wagering	0	0
Gambling - Operating/Promoting	0	0
Gambling - Equipment Violations	0	0
Gambling - Sports Tampering	0	0
<b>Homicide Offenses</b>	<b>0</b>	<b>0</b>
Murder	0	0
Negligent Manslaughter	0	0
<b>Motor Vehicle Theft</b>	<b>10</b>	<b>1</b>
<b>Pornography/Obscene Material</b>	<b>0</b>	<b>0</b>
<b>Robbery</b>	<b>3</b>	<b>3</b>
<b>Stolen Property Offenses</b>	<b>0</b>	<b>0</b>
<b>Weapon Law Violations</b>	<b>0</b>	<b>0</b>
<b>Kidnaping/Abduction</b>	<b>1</b>	<b>1</b>

GROUP A OFFENSES	Total # of Incidents	Total # of Clearances
<b>Larceny/Theft Offenses</b>	<b>0</b>	<b>0</b>
Theft - Pocket-picking	1	0
Theft - Purse Snatching	0	0
Theft - Shoplifting	0	0
Theft From Building	3	1
Theft From Coin Machine	0	0
Theft From Motor Vehicle	21	0
Theft of Motor Vehicle Parts	6	0
Theft - All Other Larceny	4	0
<b>Prostitution Offenses</b>	<b>0</b>	<b>0</b>
Prostitution	0	0
Prostitution Assisting/Promoting	0	0
<b>Sex Offenses, Forcible</b>	<b>0</b>	<b>0</b>
Forcible Rape	4	0
Forcible Sodomy	0	0
Sexual Assault W/Object	0	0
Forcible Fondling	0	0
<b>Sex Offenses, Non Forcible</b>	<b>0</b>	<b>0</b>
Incest	0	0
Statutory Rape	0	0

Reporting Agency: Collierville Police Department  
 Memphis International Airport Police  
 Millington Police Department  
 Shelby County Sherrif's Department



Tennessee Technology Center at Dickson - 2010

GROUP A OFFENSES	Total # of Incidents	Total # of Clearances
<b>Arson</b>	0	0
<b>Assault</b>	0	0
Aggravated Assault	0	0
Simple Assault	0	0
Intimidation	0	0
Stalking	0	0
<b>Bribery</b>	0	0
<b>Burglary</b>	0	0
<b>Counterfeiting/Forgery</b>	0	0
<b>Destruction/Damage/Vandalism</b>	0	0
<b>Drug/Narcotic Offenses</b>	0	0
Drug/Narcotic Violations	0	0
Drug/Narcotic Equipment Violations	0	0
<b>Embezzlement</b>	0	0
<b>Extortion/Blackmail</b>	0	0
<b>Fraud Offenses</b>	1	0
Fraud - False Pretenses	0	0
Fraud - Credit Card/ATM	1	0
Fraud - Impersonation	0	0
Fraud - Welfare	0	0
Fraud - Wire	0	0
<b>Gambling Offenses</b>	0	0
Gambling - Betting/Wagering	0	0
Gambling - Operating/Promoting	0	0
Gambling - Equipment Violations	0	0
Gambling - Sports Tampering	0	0
<b>Homicide Offenses</b>	0	0
Murder	0	0
Negligent Manslaughter	0	0
<b>Motor Vehicle Theft</b>	0	0
<b>Pornography/Obscene Material</b>	0	0
<b>Robbery</b>	0	0
<b>Stolen Property Offenses</b>	0	0
<b>Weapon Law Violations</b>	0	0
<b>Kidnaping/Abduction</b>	0	0

GROUP A OFFENSES	Total # of Incidents	Total # of Clearances
<b>Larceny/Theft Offenses</b>	0	0
Theft - Pocket-picking	0	0
Theft - Purse Snatching	0	0
Theft - Shoplifting	0	0
Theft From Building	0	0
Theft From Coin Machine	0	0
Theft From Motor Vehicle	0	0
Theft of Motor Vehicle Parts	0	0
Theft - All Other Larceny	0	0
<b>Prostitution Offenses</b>	0	0
Prostitution	0	0
Prostitution Assisting/Promoting	0	0
<b>Sex Offenses, Forcible</b>	0	0
Forcible Rape	0	0
Forcible Sodomy	0	0
Sexual Assault W/Object	0	0
Forcible Fondling	0	0
<b>Sex Offenses, Non Forcible</b>	0	0
Incest	0	0
Statutory Rape	0	0

Reporting Agency: Dickson County Sheriff's Department





**Tennessee Technology Center at Memphis - 2010**

GROUP A OFFENSES	Total # of Incidents	Total # of Clearances
<b>Arson</b>	<b>1</b>	<b>0</b>
<b>Assault</b>	<b>19</b>	<b>1</b>
Aggravated Assault	1	0
Simple Assault	13	1
Intimidation	5	0
Stalking	0	0
<b>Bribery</b>	<b>0</b>	<b>0</b>
<b>Burglary</b>	<b>8</b>	<b>0</b>
<b>Counterfeiting/Forgery</b>	<b>0</b>	<b>0</b>
<b>Destruction/Damage/Vandalism</b>	<b>6</b>	<b>0</b>
<b>Drug/Narcotic Offenses</b>	<b>0</b>	<b>0</b>
Drug/Narcotic Violations	0	0
Drug/Narcotic Equipment Violations	0	0
<b>Embezzlement</b>	<b>0</b>	<b>0</b>
<b>Extortion/Blackmail</b>	<b>0</b>	<b>0</b>
<b>Fraud Offenses</b>	<b>0</b>	<b>0</b>
Fraud - False Pretenses	0	0
Fraud - Credit Card/ATM	0	0
Fraud - Impersonation	0	0
Fraud - Welfare	0	0
Fraud - Wire	0	0
<b>Gambling Offenses</b>	<b>0</b>	<b>0</b>
Gambling - Betting/Wagering	0	0
Gambling - Operating/Promoting	0	0
Gambling - Equipment Violations	0	0
Gambling - Sports Tampering	0	0
<b>Homicide Offenses</b>	<b>0</b>	<b>0</b>
Murder	0	0
Negligent Manslaughter	0	0
<b>Motor Vehicle Theft</b>	<b>6</b>	<b>0</b>
<b>Pornography/Obscene Material</b>	<b>0</b>	<b>0</b>
<b>Robbery</b>	<b>5</b>	<b>1</b>
<b>Stolen Property Offenses</b>	<b>0</b>	<b>0</b>
<b>Weapon Law Violations</b>	<b>0</b>	<b>0</b>
<b>Kidnaping/Abduction</b>	<b>0</b>	<b>0</b>

GROUP A OFFENSES	Total # of Incidents	Total # of Clearances
<b>Larceny/Theft Offenses</b>	<b>8</b>	<b>0</b>
Theft - Pocket-picking	0	0
Theft - Purse Snatching	0	0
Theft - Shoplifting	0	0
Theft From Building	2	0
Theft From Coin Machine	0	0
Theft From Motor Vehicle	5	0
Theft of Motor Vehicle Parts	0	0
Theft - All Other Larceny	1	0
<b>Prostitution Offenses</b>	<b>0</b>	<b>0</b>
Prostitution	0	0
Prostitution Assisting/Promoting	0	0
<b>Sex Offenses, Forcible</b>	<b>0</b>	<b>0</b>
Forcible Rape	0	0
Forcible Sodomy	0	0
Sexual Assault W/Object	0	0
Forcible Fondling	0	0
<b>Sex Offenses, Non Forcible</b>	<b>0</b>	<b>0</b>
Incest	0	0
Statutory Rape	0	0

Reporting Agency: Shelby County Sheriff's Department  
 Memphis Police Department



Tennessee Temple University - 2010

GROUP A OFFENSES	Total # of Incidents	Total # of Clearances
<b>Arson</b>	0	0
<b>Assault</b>	0	0
Aggravated Assault	0	0
Simple Assault	0	0
Intimidation	0	0
Stalking	0	0
<b>Bribery</b>	0	0
<b>Burglary</b>	0	0
<b>Counterfeiting/Forgery</b>	0	0
<b>Destruction/Damage/Vandalism</b>	0	0
<b>Drug/Narcotic Offenses</b>	0	0
Drug/Narcotic Violations	0	0
Drug/Narcotic Equipment Violations	0	0
<b>Embezzlement</b>	0	0
<b>Extortion/Blackmail</b>	0	0
<b>Fraud Offenses</b>	1	0
Fraud - False Pretenses	0	0
Fraud - Credit Card/ATM	1	0
Fraud - Impersonation	0	0
Fraud - Welfare	0	0
Fraud - Wire	0	0
<b>Gambling Offenses</b>	0	0
Gambling - Betting/Wagering	0	0
Gambling - Operating/Promoting	0	0
Gambling - Equipment Violations	0	0
Gambling - Sports Tampering	0	0
<b>Homicide Offenses</b>	0	0
Murder	0	0
Negligent Manslaughter	0	0
<b>Motor Vehicle Theft</b>	0	0
<b>Pornography/Obscene Material</b>	0	0
<b>Robbery</b>	0	0
<b>Stolen Property Offenses</b>	0	0
<b>Weapon Law Violations</b>	0	0
<b>Kidnaping/Abduction</b>	0	0

GROUP A OFFENSES	Total # of Incidents	Total # of Clearances
<b>Larceny/Theft Offenses</b>	1	0
Theft - Pocket-picking	0	0
Theft - Purse Snatching	0	0
Theft - Shoplifting	0	0
Theft From Building	0	0
Theft From Coin Machine	0	0
Theft From Motor Vehicle	1	0
Theft of Motor Vehicle Parts	0	0
Theft - All Other Larceny	0	0
<b>Prostitution Offenses</b>	0	0
Prostitution	0	0
Prostitution Assisting/Promoting	0	0
<b>Sex Offenses, Forcible</b>	0	0
Forcible Rape	0	0
Forcible Sodomy	0	0
Sexual Assault W/Object	0	0
Forcible Fondling	0	0
<b>Sex Offenses, Non Forcible</b>	0	0
Incest	0	0
Statutory Rape	0	0

Reporting Agency: Chattanooga Police Department



**Tennessee Wesleyan College - 2010**

<b>GROUP A OFFENSES</b>	Total # of Incidents	Total # of Clearances
<b>Arson</b>	<b>0</b>	<b>0</b>
<b>Assault</b>	<b>5</b>	<b>1</b>
Aggravated Assault	1	1
Simple Assault	3	0
Intimidation	1	0
Stalking	0	0
<b>Bribery</b>	<b>0</b>	<b>0</b>
<b>Burglary</b>	<b>0</b>	<b>0</b>
<b>Counterfeiting/Forgery</b>	<b>0</b>	<b>0</b>
<b>Destruction/Damage/Vandalism</b>	<b>0</b>	<b>0</b>
<b>Drug/Narcotic Offenses</b>	<b>0</b>	<b>0</b>
Drug/Narcotic Violations	0	0
Drug/Narcotic Equipment Violations	0	0
<b>Embezzlement</b>	<b>0</b>	<b>0</b>
<b>Extortion/Blackmail</b>	<b>0</b>	<b>0</b>
<b>Fraud Offenses</b>	<b>0</b>	<b>0</b>
Fraud - False Pretenses	0	0
Fraud - Credit Card/ATM	0	0
Fraud - Impersonation	0	0
Fraud - Welfare	0	0
Fraud - Wire	0	0
<b>Gambling Offenses</b>	<b>0</b>	<b>0</b>
Gambling - Betting/Wagering	0	0
Gambling - Operating/Promoting	0	0
Gambling - Equipment Violations	0	0
Gambling - Sports Tampering	0	0
<b>Homicide Offenses</b>	<b>0</b>	<b>0</b>
Murder	0	0
Negligent Manslaughter	0	0
<b>Motor Vehicle Theft</b>	<b>0</b>	<b>0</b>
<b>Pornography/Obscene Material</b>	<b>0</b>	<b>0</b>
<b>Robbery</b>	<b>0</b>	<b>0</b>
<b>Stolen Property Offenses</b>	<b>0</b>	<b>0</b>
<b>Weapon Law Violations</b>	<b>0</b>	<b>0</b>
<b>Kidnaping/Abduction</b>	<b>0</b>	<b>0</b>

<b>GROUP A OFFENSES</b>	Total # of Incidents	Total # of Clearances
<b>Larceny/Theft Offenses</b>	<b>0</b>	<b>0</b>
Theft - Pocket-picking	0	0
Theft - Purse Snatching	0	0
Theft - Shoplifting	0	0
Theft From Building	0	0
Theft From Coin Machine	0	0
Theft From Motor Vehicle	0	0
Theft of Motor Vehicle Parts	0	0
Theft - All Other Larceny	0	0
<b>Prostitution Offenses</b>	<b>0</b>	<b>0</b>
Prostitution	0	0
Prostitution Assisting/Promoting	0	0
<b>Sex Offenses, Forcible</b>	<b>0</b>	<b>0</b>
Forcible Rape	0	0
Forcible Sodomy	0	0
Sexual Assault W/Object	0	0
Forcible Fondling	0	0
<b>Sex Offenses, Non Forcible</b>	<b>0</b>	<b>0</b>
Incest	0	0
Statutory Rape	0	0

Reporting Agency: Athens Police Department



**University of Memphis - 2010**

<b>GROUP A OFFENSES</b>	Total # of Incidents	Total # of Clearances
<b>Arson</b>	<b>1</b>	<b>0</b>
<b>Assault</b>	<b>207</b>	<b>37</b>
Aggravated Assault	20	7
Simple Assault	129	28
Intimidation	47	2
Stalking	11	0
<b>Bribery</b>	<b>0</b>	<b>0</b>
<b>Burglary</b>	<b>128</b>	<b>5</b>
<b>Counterfeiting/Forgery</b>	<b>2</b>	<b>0</b>
<b>Destruction/Damage/Vandalism</b>	<b>118</b>	<b>8</b>
<b>Drug/Narcotic Offenses</b>	<b>0</b>	<b>0</b>
Drug/Narcotic Violations	0	0
Drug/Narcotic Equipment Violations	0	0
<b>Embezzlement</b>	<b>0</b>	<b>0</b>
<b>Extortion/Blackmail</b>	<b>0</b>	<b>0</b>
<b>Fraud Offenses</b>	<b>30</b>	<b>0</b>
Fraud - False Pretenses	3	0
Fraud - Credit Card/ATM	17	0
Fraud - Impersonation	10	0
Fraud - Welfare	0	0
Fraud - Wire	0	0
<b>Gambling Offenses</b>	<b>0</b>	<b>0</b>
Gambling - Betting/Wagering	0	0
Gambling - Operating/Promoting	0	0
Gambling - Equipment Violations	0	0
Gambling - Sports Tampering	0	0
<b>Homicide Offenses</b>	<b>0</b>	<b>0</b>
Murder	0	0
Negligent Manslaughter	0	0
<b>Motor Vehicle Theft</b>	<b>22</b>	<b>2</b>
<b>Pornography/Obscene Material</b>	<b>0</b>	<b>0</b>
<b>Robbery</b>	<b>23</b>	<b>4</b>
<b>Stolen Property Offenses</b>	<b>0</b>	<b>0</b>
<b>Weapon Law Violations</b>	<b>0</b>	<b>0</b>
<b>Kidnaping/Abduction</b>	<b>1</b>	<b>0</b>

<b>GROUP A OFFENSES</b>	Total # of Incidents	Total # of Clearances
<b>Larceny/Theft Offenses</b>	<b>232</b>	<b>9</b>
Theft - Pocket-picking	0	0
Theft - Purse Snatching	1	0
Theft - Shoplifting	0	0
Theft From Building	21	3
Theft From Coin Machine	0	0
Theft From Motor Vehicle	120	3
Theft of Motor Vehicle Parts	50	1
Theft - All Other Larceny	40	2
<b>Prostitution Offenses</b>	<b>0</b>	<b>0</b>
Prostitution	0	0
Prostitution Assisting/Promoting	0	0
<b>Sex Offenses, Forcible</b>	<b>12</b>	<b>5</b>
Forcible Rape	8	3
Forcible Sodomy	1	1
Sexual Assault W/Object	0	0
Forcible Fondling	3	1
<b>Sex Offenses, Non Forcible</b>	<b>0</b>	<b>0</b>
Incest	0	0
Statutory Rape	0	0

Reporting Agency: Shelby County Sheriff's Department  
 Collierville Police Department  
 Memphis Police Department  
 Millington Police Department



University of Tennessee at Chattanooga - 2010

GROUP A OFFENSES	Total # of Incidents	Total # of Clearances
<b>Arson</b>	<b>0</b>	<b>0</b>
<b>Assault</b>	<b>7</b>	<b>2</b>
Aggravated Assault	0	0
Simple Assault	7	2
Intimidation	0	0
Stalking	0	0
<b>Bribery</b>	<b>0</b>	<b>0</b>
<b>Burglary</b>	<b>10</b>	<b>0</b>
<b>Counterfeiting/Forgery</b>	<b>1</b>	<b>0</b>
<b>Destruction/Damage/Vandalism</b>	<b>11</b>	<b>1</b>
<b>Drug/Narcotic Offenses</b>	<b>3</b>	<b>3</b>
Drug/Narcotic Violations	1	1
Drug/Narcotic Equipment Violations	2	2
<b>Embezzlement</b>	<b>0</b>	<b>0</b>
<b>Extortion/Blackmail</b>	<b>1</b>	<b>0</b>
<b>Fraud Offenses</b>	<b>2</b>	<b>0</b>
Fraud - False Pretenses	0	0
Fraud - Credit Card/ATM	1	0
Fraud - Impersonation	1	0
Fraud - Welfare	0	0
Fraud - Wire	0	0
<b>Gambling Offenses</b>	<b>0</b>	<b>0</b>
Gambling - Betting/Wagering	0	0
Gambling - Operating/Promoting	0	0
Gambling - Equipment Violations	0	0
Gambling - Sports Tampering	0	0
<b>Homicide Offenses</b>	<b>0</b>	<b>0</b>
Murder	0	0
Negligent Manslaughter	0	0
<b>Motor Vehicle Theft</b>	<b>3</b>	<b>0</b>
<b>Pornography/Obscene Material</b>	<b>0</b>	<b>0</b>
<b>Robbery</b>	<b>4</b>	<b>0</b>
<b>Stolen Property Offenses</b>	<b>0</b>	<b>0</b>
<b>Weapon Law Violations</b>	<b>0</b>	<b>0</b>
<b>Kidnaping/Abduction</b>	<b>0</b>	<b>0</b>

GROUP A OFFENSES	Total # of Incidents	Total # of Clearances
<b>Larceny/Theft Offenses</b>	<b>27</b>	<b>0</b>
Theft - Pocket-picking	0	0
Theft - Purse Snatching	0	0
Theft - Shoplifting	0	0
Theft From Building	2	0
Theft From Coin Machine	0	0
Theft From Motor Vehicle	12	0
Theft of Motor Vehicle Parts	6	0
Theft - All Other Larceny	7	0
<b>Prostitution Offenses</b>	<b>0</b>	<b>0</b>
Prostitution	0	0
Prostitution Assisting/Promoting	0	0
<b>Sex Offenses, Forcible</b>	<b>0</b>	<b>0</b>
Forcible Rape	0	0
Forcible Sodomy	0	0
Sexual Assault W/Object	0	0
Forcible Fondling	0	0
<b>Sex Offenses, Non Forcible</b>	<b>0</b>	<b>0</b>
Incest	0	0
Statutory Rape	0	0

Reporting Agency: Chattanooga Police Department  
 University of Tennessee at Chattanooga



**University of Tennessee at Martin - 2010**

<b>GROUP A OFFENSES</b>	Total # of Incidents	Total # of Clearances
<b>Arson</b>	<b>0</b>	<b>0</b>
<b>Assault</b>	<b>1</b>	<b>0</b>
Aggravated Assault	0	0
Simple Assault	1	0
Intimidation	0	0
Stalking	0	0
<b>Bribery</b>	<b>0</b>	<b>0</b>
<b>Burglary</b>	<b>0</b>	<b>0</b>
<b>Counterfeiting/Forgery</b>	<b>0</b>	<b>0</b>
<b>Destruction/Damage/Vandalism</b>	<b>0</b>	<b>0</b>
<b>Drug/Narcotic Offenses</b>	<b>0</b>	<b>0</b>
Drug/Narcotic Violations	0	0
Drug/Narcotic Equipment Violations	0	0
<b>Embezzlement</b>	<b>0</b>	<b>0</b>
<b>Extortion/Blackmail</b>	<b>0</b>	<b>0</b>
<b>Fraud Offenses</b>	<b>0</b>	<b>0</b>
Fraud - False Pretenses	0	0
Fraud - Credit Card/ATM	0	0
Fraud - Impersonation	0	0
Fraud - Welfare	0	0
Fraud - Wire	0	0
<b>Gambling Offenses</b>	<b>0</b>	<b>0</b>
Gambling - Betting/Wagering	0	0
Gambling - Operating/Promoting	0	0
Gambling - Equipment Violations	0	0
Gambling - Sports Tampering	0	0
<b>Homicide Offenses</b>	<b>0</b>	<b>0</b>
Murder	0	0
Negligent Manslaughter	0	0
<b>Motor Vehicle Theft</b>	<b>0</b>	<b>0</b>
<b>Pornography/Obscene Material</b>	<b>0</b>	<b>0</b>
<b>Robbery</b>	<b>0</b>	<b>0</b>
<b>Stolen Property Offenses</b>	<b>0</b>	<b>0</b>
<b>Weapon Law Violations</b>	<b>0</b>	<b>0</b>
<b>Kidnaping/Abduction</b>	<b>0</b>	<b>0</b>

<b>GROUP A OFFENSES</b>	Total # of Incidents	Total # of Clearances
<b>Larceny/Theft Offenses</b>	<b>0</b>	<b>0</b>
Theft - Pocket-picking	0	0
Theft - Purse Snatching	0	0
Theft - Shoplifting	0	0
Theft From Building	0	0
Theft From Coin Machine	0	0
Theft From Motor Vehicle	0	0
Theft of Motor Vehicle Parts	0	0
Theft - All Other Larceny	0	0
<b>Prostitution Offenses</b>	<b>0</b>	<b>0</b>
Prostitution	0	0
Prostitution Assisting/Promoting	0	0
<b>Sex Offenses, Forcible</b>	<b>0</b>	<b>0</b>
Forcible Rape	0	0
Forcible Sodomy	0	0
Sexual Assault W/Object	0	0
Forcible Fondling	0	0
<b>Sex Offenses, Non Forcible</b>	<b>0</b>	<b>0</b>
Incest	0	0
Statutory Rape	0	0

Reporting Agency: Martin Police Department



Crimes Against College Students as Reported by Local Agencies  
**University of Tennessee Health Sciences Center - 2010**

GROUP A OFFENSES	Total # of Incidents	Total # of Clearances
<b>Arson</b>	<b>0</b>	<b>0</b>
<b>Assault</b>	<b>13</b>	<b>3</b>
Aggravated Assault	2	2
Simple Assault	6	1
Intimidation	5	0
Stalking	0	0
<b>Bribery</b>	<b>0</b>	<b>0</b>
<b>Burglary</b>	<b>14</b>	<b>0</b>
<b>Counterfeiting/Forgery</b>	<b>0</b>	<b>0</b>
<b>Destruction/Damage/Vandalism</b>	<b>11</b>	<b>0</b>
<b>Drug/Narcotic Offenses</b>	<b>0</b>	<b>0</b>
Drug/Narcotic Violations	0	0
Drug/Narcotic Equipment Violations	0	0
<b>Embezzlement</b>	<b>0</b>	<b>0</b>
<b>Extortion/Blackmail</b>	<b>0</b>	<b>0</b>
<b>Fraud Offenses</b>	<b>1</b>	<b>0</b>
Fraud - False Pretenses	0	0
Fraud - Credit Card/ATM	1	0
Fraud - Impersonation	0	0
Fraud - Welfare	0	0
Fraud - Wire	0	0
<b>Gambling Offenses</b>	<b>0</b>	<b>0</b>
Gambling - Betting/Wagering	0	0
Gambling - Operating/Promoting	0	0
Gambling - Equipment Violations	0	0
Gambling - Sports Tampering	0	0
<b>Homicide Offenses</b>	<b>0</b>	<b>0</b>
Murder	0	0
Negligent Manslaughter	0	0
<b>Motor Vehicle Theft</b>	<b>1</b>	<b>0</b>
<b>Pornography/Obscene Material</b>	<b>0</b>	<b>0</b>
<b>Robbery</b>	<b>3</b>	<b>0</b>
<b>Stolen Property Offenses</b>	<b>0</b>	<b>0</b>
<b>Weapon Law Violations</b>	<b>0</b>	<b>0</b>
<b>Kidnaping/Abduction</b>	<b>0</b>	<b>0</b>

GROUP A OFFENSES	Total # of Incidents	Total # of Clearances
<b>Larceny/Theft Offenses</b>	<b>27</b>	<b>3</b>
Theft - Pocket-picking	0	0
Theft - Purse Snatching	0	0
Theft - Shoplifting	0	0
Theft From Building	1	0
Theft From Coin Machine	0	0
Theft From Motor Vehicle	14	2
Theft of Motor Vehicle Parts	7	1
Theft - All Other Larceny	5	0
<b>Prostitution Offenses</b>	<b>0</b>	<b>0</b>
Prostitution	0	0
Prostitution Assisting/Promoting	0	0
<b>Sex Offenses, Forcible</b>	<b>0</b>	<b>0</b>
Forcible Rape	0	0
Forcible Sodomy	0	0
Sexual Assault W/Object	0	0
Forcible Fondling	0	0
<b>Sex Offenses, Non Forcible</b>	<b>0</b>	<b>0</b>
Incest	0	0
Statutory Rape	0	0

Reporting Agency: Shelby County Sheriff's Department  
 Memphis Police Department



**Victory University - 2010**

GROUP A OFFENSES	Total # of Incidents	Total # of Clearances
<b>Arson</b>	<b>0</b>	<b>0</b>
<b>Assault</b>	<b>13</b>	<b>0</b>
Aggravated Assault	0	0
Simple Assault	10	0
Intimidation	3	0
Stalking	0	0
<b>Bribery</b>	<b>0</b>	<b>0</b>
<b>Burglary</b>	<b>7</b>	<b>0</b>
<b>Counterfeiting/Forgery</b>	<b>0</b>	<b>0</b>
<b>Destruction/Damage/Vandalism</b>	<b>4</b>	<b>0</b>
<b>Drug/Narcotic Offenses</b>	<b>0</b>	<b>0</b>
Drug/Narcotic Violations	0	0
Drug/Narcotic Equipment Violations	0	0
<b>Embezzlement</b>	<b>0</b>	<b>0</b>
<b>Extortion/Blackmail</b>	<b>0</b>	<b>0</b>
<b>Fraud Offenses</b>	<b>1</b>	<b>0</b>
Fraud - False Pretenses	1	0
Fraud - Credit Card/ATM	0	0
Fraud - Impersonation	0	0
Fraud - Welfare	0	0
Fraud - Wire	0	0
<b>Gambling Offenses</b>	<b>0</b>	<b>0</b>
Gambling - Betting/Wagering	0	0
Gambling - Operating/Promoting	0	0
Gambling - Equipment Violations	0	0
Gambling - Sports Tampering	0	0
<b>Homicide Offenses</b>	<b>0</b>	<b>0</b>
Murder	0	0
Negligent Manslaughter	0	0
<b>Motor Vehicle Theft</b>	<b>0</b>	<b>0</b>
<b>Pornography/Obscene Material</b>	<b>0</b>	<b>0</b>
<b>Robbery</b>	<b>1</b>	<b>0</b>
<b>Stolen Property Offenses</b>	<b>0</b>	<b>0</b>
<b>Weapon Law Violations</b>	<b>0</b>	<b>0</b>
<b>Kidnaping/Abduction</b>	<b>1</b>	<b>1</b>

GROUP A OFFENSES	Total # of Incidents	Total # of Clearances
<b>Larceny/Theft Offenses</b>	<b>3</b>	<b>0</b>
Theft - Pocket-picking	0	0
Theft - Purse Snatching	0	0
Theft - Shoplifting	0	0
Theft From Building	0	0
Theft From Coin Machine	0	0
Theft From Motor Vehicle	0	0
Theft of Motor Vehicle Parts	1	0
Theft - All Other Larceny	2	0
<b>Prostitution Offenses</b>	<b>0</b>	<b>0</b>
Prostitution	0	0
Prostitution Assisting/Promoting	0	0
<b>Sex Offenses, Forcible</b>	<b>0</b>	<b>0</b>
Forcible Rape	0	0
Forcible Sodomy	0	0
Sexual Assault W/Object	0	0
Forcible Fondling	0	0
<b>Sex Offenses, Non Forcible</b>	<b>0</b>	<b>0</b>
Incest	0	0
Statutory Rape	0	0

Reporting Agency: Shelby County Sheriff's Department  
 Memphis Police Department





**Volunteer State Community College - 2010**

GROUP A OFFENSES	Total # of Incidents	Total # of Clearances
<b>Arson</b>	<b>0</b>	<b>0</b>
<b>Assault</b>	<b>1</b>	<b>1</b>
Aggravated Assault	0	0
Simple Assault	1	1
Intimidation	0	0
Stalking	0	0
<b>Bribery</b>	<b>0</b>	<b>0</b>
<b>Burglary</b>	<b>0</b>	<b>0</b>
<b>Counterfeiting/Forgery</b>	<b>1</b>	<b>1</b>
<b>Destruction/Damage/Vandalism</b>	<b>0</b>	<b>0</b>
<b>Drug/Narcotic Offenses</b>	<b>0</b>	<b>0</b>
Drug/Narcotic Violations	0	0
Drug/Narcotic Equipment Violations	0	0
<b>Embezzlement</b>	<b>0</b>	<b>0</b>
<b>Extortion/Blackmail</b>	<b>0</b>	<b>0</b>
<b>Fraud Offenses</b>	<b>1</b>	<b>1</b>
Fraud - False Pretenses	1	1
Fraud - Credit Card/ATM	0	0
Fraud - Impersonation	0	0
Fraud - Welfare	0	0
Fraud - Wire	0	0
<b>Gambling Offenses</b>	<b>0</b>	<b>0</b>
Gambling - Betting/Wagering	0	0
Gambling - Operating/Promoting	0	0
Gambling - Equipment Violations	0	0
Gambling - Sports Tampering	0	0
<b>Homicide Offenses</b>	<b>0</b>	<b>0</b>
Murder	0	0
Negligent Manslaughter	0	0
<b>Motor Vehicle Theft</b>	<b>0</b>	<b>0</b>
<b>Pornography/Obscene Material</b>	<b>0</b>	<b>0</b>
<b>Robbery</b>	<b>0</b>	<b>0</b>
<b>Stolen Property Offenses</b>	<b>0</b>	<b>0</b>
<b>Weapon Law Violations</b>	<b>0</b>	<b>0</b>
<b>Kidnaping/Abduction</b>	<b>0</b>	<b>0</b>

GROUP A OFFENSES	Total # of Incidents	Total # of Clearances
<b>Larceny/Theft Offenses</b>	<b>2</b>	<b>1</b>
Theft - Pocket-picking	0	0
Theft - Purse Snatching	0	0
Theft - Shoplifting	0	0
Theft From Building	2	1
Theft From Coin Machine	0	0
Theft From Motor Vehicle	0	0
Theft of Motor Vehicle Parts	0	0
Theft - All Other Larceny	0	0
<b>Prostitution Offenses</b>	<b>0</b>	<b>0</b>
Prostitution	0	0
Prostitution Assisting/Promoting	0	0
<b>Sex Offenses, Forcible</b>	<b>0</b>	<b>0</b>
Forcible Rape	0	0
Forcible Sodomy	0	0
Sexual Assault W/Object	0	0
Forcible Fondling	0	0
<b>Sex Offenses, Non Forcible</b>	<b>0</b>	<b>0</b>
Incest	0	0
Statutory Rape	0	0

Reporting Agency: Gallatin Police Department



**Walters State Community College - 2010**

<b>GROUP A OFFENSES</b>	Total # of Incidents	Total # of Clearances
<b>Arson</b>	<b>0</b>	<b>0</b>
<b>Assault</b>	<b>3</b>	<b>3</b>
Aggravated Assault	1	1
Simple Assault	2	2
Intimidation	0	0
Stalking	0	0
<b>Bribery</b>	<b>0</b>	<b>0</b>
<b>Burglary</b>	<b>1</b>	<b>0</b>
<b>Counterfeiting/Forgery</b>	<b>0</b>	<b>0</b>
<b>Destruction/Damage/Vandalism</b>	<b>4</b>	<b>2</b>
<b>Drug/Narcotic Offenses</b>	<b>0</b>	<b>0</b>
Drug/Narcotic Violations	0	0
Drug/Narcotic Equipment Violations	0	0
<b>Embezzlement</b>	<b>0</b>	<b>0</b>
<b>Extortion/Blackmail</b>	<b>0</b>	<b>0</b>
<b>Fraud Offenses</b>	<b>0</b>	<b>0</b>
Fraud - False Pretenses	0	0
Fraud - Credit Card/ATM	0	0
Fraud - Impersonation	0	0
Fraud - Welfare	0	0
Fraud - Wire	0	0
<b>Gambling Offenses</b>	<b>0</b>	<b>0</b>
Gambling - Betting/Wagering	0	0
Gambling - Operating/Promoting	0	0
Gambling - Equipment Violations	0	0
Gambling - Sports Tampering	0	0
<b>Homicide Offenses</b>	<b>0</b>	<b>0</b>
Murder	0	0
Negligent Manslaughter	0	0
<b>Motor Vehicle Theft</b>	<b>0</b>	<b>0</b>
<b>Pornography/Obscene Material</b>	<b>0</b>	<b>0</b>
<b>Robbery</b>	<b>0</b>	<b>0</b>
<b>Stolen Property Offenses</b>	<b>0</b>	<b>0</b>
<b>Weapon Law Violations</b>	<b>0</b>	<b>0</b>
<b>Kidnaping/Abduction</b>	<b>1</b>	<b>1</b>

<b>GROUP A OFFENSES</b>	Total # of Incidents	Total # of Clearances
<b>Larceny/Theft Offenses</b>	<b>3</b>	<b>1</b>
Theft - Pocket-picking	0	0
Theft - Purse Snatching	0	0
Theft - Shoplifting	0	0
Theft From Building	0	0
Theft From Coin Machine	0	0
Theft From Motor Vehicle	1	1
Theft of Motor Vehicle Parts	1	0
Theft - All Other Larceny	1	0
<b>Prostitution Offenses</b>	<b>0</b>	<b>0</b>
Prostitution	0	0
Prostitution Assisting/Promoting	0	0
<b>Sex Offenses, Forcible</b>	<b>0</b>	<b>0</b>
Forcible Rape	0	0
Forcible Sodomy	0	0
Sexual Assault W/Object	0	0
Forcible Fondling	0	0
<b>Sex Offenses, Non Forcible</b>	<b>0</b>	<b>0</b>
Incest	0	0
Statutory Rape	0	0

Reporting Agency: Hamblen County Sheriff's Department



The Great Seal of the State of Tennessee is a circular emblem. It features a central figure of a plow, with a sheaf of wheat and a cotton plant on either side. Below the plow is a river with a boat. The seal is surrounded by a border of small stars. The text "THE GREAT SEAL OF THE STATE OF TENNESSEE" is written around the top and sides, and "1796" is at the bottom.

Independent Reporting Colleges' Summaries

## Independent Reporting College Summaries

During the 2006 General Assembly session, changes were made to T.C.A. § 49-7-2202 and 47-7-2203. The change in the law requires that any college/institution that must submit criminal statistics to the Secretary of the U.S. Department of Education under 20 U.S.C.A. 1070, *et. seq.*, will be required to submit to the Tennessee Incident Based Reporting System. The colleges/institutions listed below fall under the Higher Education Commission category of Authorized Postsecondary Institutions that are required to report to the U.S Department of Education. Data is included for those colleges that submitted reports.

### Institutions Eligible to Report Crime Statistics Via Short Form

All Saints Bible College	Memphis Theological Seminary	Remington College - Nashville Campus
American Baptist College	Mid-American Baptist Theological Seminary	Richmont Graduate University - Chattanooga
Anthem Career College - Memphis	Middle Tennessee School of Anesthesia - Madison	South College
Anthem Career College - Nashville	Miller Motte Technical College - Clarksville	Strayer University - Knoxville Campus
Art Institute of Tennessee - Nashville	Miller-Motte Technical College - Chattanooga	Strayer University - Memphis - Shelby Oaks Campus
Belhaven University	Miller-Motte Technical College-Goodlettsville	Strayer University - Memphis – Thousand Oaks Campus
Chattanooga College Medical, Dental and Technical Careers	Nashville Auto Diesel College	Strayer University - Nashville Campus
ConCorde College	Nashville College of Medical Careers	TechSkills - Nashville
Embry-Riddle Aeronautical University - Memphis	National College of Business & Technology - Bartlett	University of Phoenix - Chattanooga
Fountainhead College of Technology	National College of Business & Technology - Bristol	University of Phoenix - Clarksville
Franklin Academy - Cleveland	National College of Business & Technology - Knoxville	University of Phoenix - Franklin
ITT Technical Institute -Chattanooga	National College of Business & Technology - Madison	University of Phoenix - Memphis
ITT Technical Institute- Cordova	National College of Business & Technology - Memphis	University of Phoenix - Murfreesboro
ITT Technical Institute- Nashville	National College of Business & Technology - Nashville	University of Phoenix - Nashville
ITT Technical Institute - Knoxville	North Central Institute	Vatterott Career College – Memphis
L'École Culinarie - Memphis	Nossi College of Art	Visible School – Music & Worship Arts College
MedVance Institute - Cookeville	O'More College of Design - Franklin	West Tennessee Business College - Jackson
MedVance Institute - Nashville	Remington College - Memphis Campus	

Note: Not all institutions responded to the request from TBI for their annual crime statistics.

## All Saints Bible College - Memphis 2010

Offense	Year	On Campus Property	*Residential Facilities	Non Campus Property	Public Property	Optional Total
Murder / Non-Negligent Manslaughter	2010	0	0	0	0	0
Negligent Manslaughter	2010	0	0	0	0	0
Sex Offenses, Forcible	2010	0	0	0	0	0
Sex Offenses, Non-Forcible	2010	0	0	0	0	0
Robbery	2010	0	0	0	0	0
Aggravated Assault	2010	0	0	0	0	0
Burglary	2010	0	0	0	0	0
Motor Vehicle Theft	2010	0	0	0	0	0
Arson	2010	0	0	0	0	0
Liquor Law Arrests	2010	0	0	0	0	0
Liquor Law Violations Referred For Disciplinary Action	2010	0	0	0	0	0
Drug Law Arrests	2010	0	0	0	0	0
Drug Law Violations Referred For Disciplinary Action	2010	0	0	0	0	0
Illegal Weapons Possession Arrests	2010	0	0	0	0	0
Illegal Weapons Possession Violations Referred For Disciplinary Action	2010	0	0	0	0	0

\* Crime In The Residential Facilities Column Are Included In The On-Campus Category.



## American Baptist College - Nashville 2010

Offense	Year	On Campus Property	*Residential Facilities	Non Campus Property	Public Property	Optional Total
Murder / Non-Negligent Manslaughter	2010	0	0	0	0	0
Negligent Manslaughter	2010	0	0	0	0	0
Sex Offenses, Forcible	2010	0	0	0	0	0
Sex Offenses, Non-Forcible	2010	0	0	0	0	0
Robbery	2010	0	0	0	0	0
Aggravated Assault	2010	0	0	0	0	0
Burglary	2010	0	0	0	0	0
Motor Vehicle Theft	2010	0	0	0	0	0
Arson	2010	0	0	0	0	0
Liquor Law Arrests	2010	0	0	0	0	0
Liquor Law Violations Referred For Disciplinary Action	2010	0	0	0	0	0
Drug Law Arrests	2010	0	0	0	0	0
Drug Law Violations Referred For Disciplinary Action	2010	0	0	0	0	0
Illegal Weapons Possession Arrests	2010	0	0	0	0	0
Illegal Weapons Possession Violations Referred For Disciplinary Action	2010	0	0	0	0	0
* Crime In The Residential Facilities Column Are Included In The On-Campus Category.						



## Anthem Career College - Memphis 2010

Offense	Year	On Campus Property	*Residential Facilities	Non Campus Property	Public Property	Optional Total
Murder / Non-Negligent Manslaughter	2010	0	0	0	0	0
Negligent Manslaughter	2010	0	0	0	0	0
Sex Offenses, Forcible	2010	0	0	0	0	0
Sex Offenses, Non-Forcible	2010	0	0	0	0	0
Robbery	2010	0	0	0	0	0
Aggravated Assault	2010	0	0	0	0	0
Burglary	2010	0	0	0	0	0
Motor Vehicle Theft	2010	0	0	0	0	0
Arson	2010	0	0	0	0	0
Liquor Law Arrests	2010	0	0	0	0	0
Liquor Law Violations Referred For Disciplinary Action	2010	0	0	0	0	0
Drug Law Arrests	2010	0	0	0	0	0
Drug Law Violations Referred For Disciplinary Action	2010	0	0	0	0	0
Illegal Weapons Possession Arrests	2010	0	0	0	0	0
Illegal Weapons Possession Violations Referred For Disciplinary Action	2010	0	0	0	0	0
<b>* Crime In The Residential Facilities Column Are Included In The On-Campus Category.</b>						



## Anthem Career College - Nashville 2010

Offense	Year	On Campus Property	*Residential Facilities	Non Campus Property	Public Property	Optional Total
Murder / Non-Negligent Manslaughter	2010	0	0	0	0	0
Negligent Manslaughter	2010	0	0	0	0	0
Sex Offenses, Forcible	2010	0	0	0	0	0
Sex Offenses, Non-Forcible	2010	0	0	0	0	0
Robbery	2010	0	0	0	0	0
Aggravated Assault	2010	0	0	0	0	0
Burglary	2010	0	0	0	0	0
Motor Vehicle Theft	2010	0	0	0	0	0
Arson	2010	0	0	0	0	0
Liquor Law Arrests	2010	0	0	0	0	0
Liquor Law Violations Referred For Disciplinary Action	2010	0	0	0	0	0
Drug Law Arrests	2010	0	0	0	0	0
Drug Law Violations Referred For Disciplinary Action	2010	0	0	0	0	0
Illegal Weapons Possession Arrests	2010	0	0	0	0	0
Illegal Weapons Possession Violations Referred For Disciplinary Action	2010	0	0	0	0	0

**\* Crime In The Residential Facilities Column Are Included In The On-Campus Category.**





## Art Institute of Tennessee - Nashville 2010

Offense	Year	On Campus Property	*Residential Facilities	Non Campus Property	Public Property	Optional Total
Murder / Non-Negligent Manslaughter	2010	0	0	0	0	0
Negligent Manslaughter	2010	0	0	0	0	0
Sex Offenses, Forcible	2010	0	0	0	0	0
Sex Offenses, Non-Forcible	2010	0	0	0	0	0
Robbery	2010	0	0	0	0	0
Aggravated Assault	2010	0	0	0	0	0
Burglary	2010	0	0	0	0	0
Motor Vehicle Theft	2010	0	0	0	0	0
Arson	2010	0	0	0	0	0
Liquor Law Arrests	2010	0	0	0	0	0
Liquor Law Violations Referred For Disciplinary Action	2010	6	0	0	0	0
Drug Law Arrests	2010	0	0	0	0	0
Drug Law Violations Referred For Disciplinary Action	2010	5	0	0	0	0
Illegal Weapons Possession Arrests	2010	0	0	0	0	0
Illegal Weapons Possession Violations Referred For Disciplinary Action	2010	0	0	0	0	0

\* Crime In The Residential Facilities Column Are Included In The On-Campus Category.



**Chattanooga College Medical, Dental and Technical Careers - Chattanooga 2010**

<b>Offense</b>	<b>Year</b>	<b>On Campus Property</b>	<b>*Residential Facilities</b>	<b>Non Campus Property</b>	<b>Public Property</b>	<b>Optional Total</b>
<b>Murder / Non-Negligent Manslaughter</b>	2010	0	0	0	0	0
<b>Negligent Manslaughter</b>	2010	0	0	0	0	0
<b>Sex Offenses, Forcible</b>	2010	0	0	0	0	0
<b>Sex Offenses, Non-Forcible</b>	2010	0	0	0	0	0
<b>Robbery</b>	2010	0	0	0	0	0
<b>Aggravated Assault</b>	2010	0	0	0	0	0
<b>Burglary</b>	2010	0	0	0	0	0
<b>Motor Vehicle Theft</b>	2010	0	0	0	0	0
<b>Arson</b>	2010	0	0	0	0	0
<b>Liquor Law Arrests</b>	2010	0	0	0	0	0
<b>Liquor Law Violations Referred For Disciplinary Action</b>	2010	0	0	0	0	0
<b>Drug Law Arrests</b>	2010	0	0	0	0	0
<b>Drug Law Violations Referred For Disciplinary Action</b>	2010	0	0	0	0	0
<b>Illegal Weapons Possession Arrests</b>	2010	0	0	0	0	0
<b>Illegal Weapons Possession Violations Referred For Disciplinary Action</b>	2010	0	0	0	0	0

**\* Crime In The Residential Facilities Column Are Included In The On-Campus Category.**



## ConCorde College - Memphis 2010

Offense	Year	On Campus Property	*Residential Facilities	Non Campus Property	Public Property	Optional Total
Murder / Non-Negligent Manslaughter	2010	0	0	0	0	0
Negligent Manslaughter	2010	0	0	0	0	0
Sex Offenses, Forcible	2010	0	0	0	0	0
Sex Offenses, Non-Forcible	2010	0	0	0	0	0
Robbery	2010	0	0	0	0	0
Aggravated Assault	2010	0	0	0	0	0
Burglary	2010	0	0	0	0	0
Motor Vehicle Theft	2010	0	0	0	0	0
Arson	2010	0	0	0	0	0
Liquor Law Arrests	2010	0	0	0	0	0
Liquor Law Violations Referred For Disciplinary Action	2010	0	0	0	0	0
Drug Law Arrests	2010	0	0	0	0	0
Drug Law Violations Referred For Disciplinary Action	2010	0	0	0	0	0
Illegal Weapons Possession Arrests	2010	0	0	0	0	0
Illegal Weapons Possession Violations Referred For Disciplinary Action	2010	0	0	0	0	0
* Crime In The Residential Facilities Column Are Included In The On-Campus Category.						



## Embry-Riddle Aeronautical University - Memphis 2010

Offense	Year	On Campus Property	*Residential Facilities	Non Campus Property	Public Property	Optional Total
Murder / Non-Negligent Manslaughter	2010	0	0	0	0	0
Negligent Manslaughter	2010	0	0	0	0	0
Sex Offenses, Forcible	2010	0	0	0	0	0
Sex Offenses, Non-Forcible	2010	0	0	0	0	0
Robbery	2010	0	0	0	0	0
Aggravated Assault	2010	0	0	0	0	0
Burglary	2010	0	0	0	0	0
Motor Vehicle Theft	2010	0	0	0	0	0
Arson	2010	0	0	0	0	0
Liquor Law Arrests	2010	0	0	0	0	0
Liquor Law Violations Referred For Disciplinary Action	2010	0	0	0	0	0
Drug Law Arrests	2010	0	0	0	0	0
Drug Law Violations Referred For Disciplinary Action	2010	0	0	0	0	0
Illegal Weapons Possession Arrests	2010	0	0	0	0	0
Illegal Weapons Possession Violations Referred For Disciplinary Action	2010	0	0	0	0	0

\* Crime In The Residential Facilities Column Are Included In The On-Campus Category.



## Fountainhead College of Technology - Knoxville 2010

Offense	Year	On Campus Property	*Residential Facilities	Non Campus Property	Public Property	Optional Total
Murder / Non-Negligent Manslaughter	2010	0	0	0	0	0
Negligent Manslaughter	2010	0	0	0	0	0
Sex Offenses, Forcible	2010	0	0	0	0	0
Sex Offenses, Non-Forcible	2010	0	0	0	0	0
Robbery	2010	0	0	0	0	0
Aggravated Assault	2010	0	0	0	0	0
Burglary	2010	0	0	0	0	0
Motor Vehicle Theft	2010	0	0	0	0	0
Arson	2010	0	0	0	0	0
Liquor Law Arrests	2010	0	0	0	0	0
Liquor Law Violations Referred For Disciplinary Action	2010	0	0	0	0	0
Drug Law Arrests	2010	0	0	0	0	0
Drug Law Violations Referred For Disciplinary Action	2010	0	0	0	0	0
Illegal Weapons Possession Arrests	2010	0	0	0	0	0
Illegal Weapons Possession Violations Referred For Disciplinary Action	2010	0	0	0	0	0

**\* Crime In The Residential Facilities Column Are Included In The On-Campus Category.**



## Franklin Academy - Cleveland 2010

Offense	Year	On Campus Property	*Residential Facilities	Non Campus Property	Public Property	Optional Total
Murder / Non-Negligent Manslaughter	2010	0	0	0	0	0
Negligent Manslaughter	2010	0	0	0	0	0
Sex Offenses, Forcible	2010	0	0	0	0	0
Sex Offenses, Non-Forcible	2010	0	0	0	0	0
Robbery	2010	0	0	0	0	0
Aggravated Assault	2010	0	0	0	0	0
Burglary	2010	0	0	0	0	0
Motor Vehicle Theft	2010	0	0	0	0	0
Arson	2010	0	0	0	0	0
Liquor Law Arrests	2010	0	0	0	0	0
Liquor Law Violations Referred For Disciplinary Action	2010	0	0	0	0	0
Drug Law Arrests	2010	0	0	0	0	0
Drug Law Violations Referred For Disciplinary Action	2010	0	0	0	0	0
Illegal Weapons Possession Arrests	2010	0	0	0	0	0
Illegal Weapons Possession Violations Referred For Disciplinary Action	2010	0	0	0	0	0
* Crime In The Residential Facilities Column Are Included In The On-Campus Category.						



## ITT Technical Institute - Chattanooga 2010

Offense	Year	On Campus Property	*Residential Facilities	Non Campus Property	Public Property	Optional Total
Murder / Non-Negligent Manslaughter	2010	0	0	0	0	0
Negligent Manslaughter	2010	0	0	0	0	0
Sex Offenses, Forcible	2010	0	0	0	0	0
Sex Offenses, Non-Forcible	2010	0	0	0	0	0
Robbery	2010	0	0	0	0	0
Aggravated Assault	2010	0	0	0	0	0
Burglary	2010	0	0	0	0	0
Motor Vehicle Theft	2010	0	0	0	0	0
Arson	2010	0	0	0	0	0
Liquor Law Arrests	2010	0	0	0	0	0
Liquor Law Violations Referred For Disciplinary Action	2010	0	0	0	0	0
Drug Law Arrests	2010	0	0	0	0	0
Drug Law Violations Referred For Disciplinary Action	2010	0	0	0	0	0
Illegal Weapons Possession Arrests	2010	0	0	0	0	0
Illegal Weapons Possession Violations Referred For Disciplinary Action	2010	0	0	0	0	0

**\* Crime In The Residential Facilities Column Are Included In The On-Campus Category.**



## ITT Technical Institute - Cordova 2010

Offense	Year	On Campus Property	*Residential Facilities	Non Campus Property	Public Property	Optional Total
Murder / Non-Negligent Manslaughter	2010	0	0	0	0	0
Negligent Manslaughter	2010	0	0	0	0	0
Sex Offenses, Forcible	2010	0	0	0	0	0
Sex Offenses, Non-Forcible	2010	0	0	0	0	0
Robbery	2010	0	0	0	0	0
Aggravated Assault	2010	0	0	0	0	0
Burglary	2010	0	0	0	0	0
Motor Vehicle Theft	2010	0	0	0	0	0
Arson	2010	0	0	0	0	0
Liquor Law Arrests	2010	0	0	0	0	0
Liquor Law Violations Referred For Disciplinary Action	2010	0	0	0	0	0
Drug Law Arrests	2010	0	0	0	0	0
Drug Law Violations Referred For Disciplinary Action	2010	0	0	0	0	0
Illegal Weapons Possession Arrests	2010	0	0	0	0	0
Illegal Weapons Possession Violations Referred For Disciplinary Action	2010	0	0	0	0	0

\* Crime In The Residential Facilities Column Are Included In The On-Campus Category.





## ITT Technical Institute - Knoxville 2010

Offense	Year	On Campus Property	*Residential Facilities	Non Campus Property	Public Property	Optional Total
Murder / Non-Negligent Manslaughter	2010	0	0	0	0	0
Negligent Manslaughter	2010	0	0	0	0	0
Sex Offenses, Forcible	2010	0	0	0	0	0
Sex Offenses, Non-Forcible	2010	0	0	0	0	0
Robbery	2010	0	0	0	0	0
Aggravated Assault	2010	0	0	0	0	0
Burglary	2010	0	0	0	0	0
Motor Vehicle Theft	2010	0	0	0	0	0
Arson	2010	0	0	0	0	0
Liquor Law Arrests	2010	0	0	0	0	0
Liquor Law Violations Referred For Disciplinary Action	2010	0	0	0	0	0
Drug Law Arrests	2010	0	0	0	0	0
Drug Law Violations Referred For Disciplinary Action	2010	0	0	0	0	0
Illegal Weapons Possession Arrests	2010	0	0	0	0	0
Illegal Weapons Possession Violations Referred For Disciplinary Action	2010	0	0	0	0	0

\* Crime In The Residential Facilities Column Are Included In The On-Campus Category.



## ITT Technical Institute - Nashville 2010

Offense	Year	On Campus Property	*Residential Facilities	Non Campus Property	Public Property	Optional Total
Murder / Non-Negligent Manslaughter	2010	0	0	0	0	0
Negligent Manslaughter	2010	0	0	0	0	0
Sex Offenses, Forcible	2010	0	0	0	0	0
Sex Offenses, Non-Forcible	2010	0	0	0	0	0
Robbery	2010	0	0	0	0	0
Aggravated Assault	2010	0	0	0	0	0
Burglary	2010	0	0	0	0	0
Motor Vehicle Theft	2010	0	0	0	0	0
Arson	2010	0	0	0	0	0
Liquor Law Arrests	2010	0	0	0	0	0
Liquor Law Violations Referred For Disciplinary Action	2010	0	0	0	0	0
Drug Law Arrests	2010	0	0	0	0	0
Drug Law Violations Referred For Disciplinary Action	2010	0	0	0	0	0
Illegal Weapons Possession Arrests	2010	0	0	0	0	0
Illegal Weapons Possession Violations Referred For Disciplinary Action	2010	0	0	0	0	0

\* Crime In The Residential Facilities Column Are Included In The On-Campus Category.



## L'École Culinaire - Memphis 2010

Offense	Year	On Campus Property	*Residential Facilities	Non Campus Property	Public Property	Optional Total
Murder / Non-Negligent Manslaughter	2010	0	0	0	0	0
Negligent Manslaughter	2010	0	0	0	0	0
Sex Offenses, Forcible	2010	0	0	0	0	0
Sex Offenses, Non-Forcible	2010	0	0	0	0	0
Robbery	2010	0	0	0	0	0
Aggravated Assault	2010	0	0	0	0	0
Burglary	2010	0	0	0	1	1
Motor Vehicle Theft	2010	0	0	0	0	0
Arson	2010	0	0	0	0	0
Liquor Law Arrests	2010	0	0	0	0	0
Liquor Law Violations Referred For Disciplinary Action	2010	0	0	0	0	0
Drug Law Arrests	2010	0	0	0	0	0
Drug Law Violations Referred For Disciplinary Action	2010	0	0	0	0	0
Illegal Weapons Possession Arrests	2010	0	0	0	0	0
Illegal Weapons Possession Violations Referred For Disciplinary Action	2010	0	0	0	0	0
* Crime In The Residential Facilities Column Are Included In The On-Campus Category.						



## MedVance Institute - Cookeville 2010

Offense	Year	On Campus Property	*Residential Facilities	Non Campus Property	Public Property	Optional Total
Murder / Non-Negligent Manslaughter	2010	0	0	0	0	0
Negligent Manslaughter	2010	0	0	0	0	0
Sex Offenses, Forcible	2010	0	0	0	0	0
Sex Offenses, Non-Forcible	2010	0	0	0	0	0
Robbery	2010	0	0	0	0	0
Aggravated Assault	2010	0	0	0	0	0
Burglary	2010	0	0	0	0	0
Motor Vehicle Theft	2010	0	0	0	0	0
Arson	2010	0	0	0	0	0
Liquor Law Arrests	2010	0	0	0	0	0
Liquor Law Violations Referred For Disciplinary Action	2010	0	0	0	0	0
Drug Law Arrests	2010	0	0	0	0	0
Drug Law Violations Referred For Disciplinary Action	2010	0	0	0	0	0
Illegal Weapons Possession Arrests	2010	0	0	0	0	0
Illegal Weapons Possession Violations Referred For Disciplinary Action	2010	0	0	0	0	0

\* Crime In The Residential Facilities Column Are Included In The On-Campus Category.



## Memphis Theological Seminary - Memphis 2010

Offense	Year	On Campus Property	*Residential Facilities	Non Campus Property	Public Property	Optional Total
Murder / Non-Negligent Manslaughter	2010	0	0	0	0	0
Negligent Manslaughter	2010	0	0	0	0	0
Sex Offenses, Forcible	2010	0	0	0	0	0
Sex Offenses, Non-Forcible	2010	0	0	0	0	0
Robbery	2010	0	0	0	0	0
Aggravated Assault	2010	0	0	0	0	0
Burglary	2010	0	0	0	0	0
Motor Vehicle Theft	2010	0	0	0	0	0
Arson	2010	0	0	0	0	0
Liquor Law Arrests	2010	0	0	0	0	0
Liquor Law Violations Referred For Disciplinary Action	2010	0	0	0	0	0
Drug Law Arrests	2010	0	0	0	0	0
Drug Law Violations Referred For Disciplinary Action	2010	0	0	0	0	0
Illegal Weapons Possession Arrests	2010	0	0	0	0	0
Illegal Weapons Possession Violations Referred For Disciplinary Action	2010	0	0	0	0	0

\* Crime In The Residential Facilities Column Are Included In The On-Campus Category.



## Mid-American Baptist Theological Seminary - Cordova 2010

Offense	Year	On Campus Property	*Residential Facilities	Non Campus Property	Public Property	Optional Total
Murder / Non-Negligent Manslaughter	2010	0	0	0	0	0
Negligent Manslaughter	2010	0	0	0	0	0
Sex Offenses, Forcible	2010	0	0	0	0	0
Sex Offenses, Non-Forcible	2010	0	0	0	0	0
Robbery	2010	0	0	0	0	0
Aggravated Assault	2010	0	0	0	0	0
Burglary	2010	0	0	0	0	0
Motor Vehicle Theft	2010	0	0	0	0	0
Arson	2010	0	0	0	0	0
Liquor Law Arrests	2010	0	0	0	0	0
Liquor Law Violations Referred For Disciplinary Action	2010	0	0	0	0	0
Drug Law Arrests	2010	0	0	0	0	0
Drug Law Violations Referred For Disciplinary Action	2010	0	0	0	0	0
Illegal Weapons Possession Arrests	2010	0	0	0	0	0
Illegal Weapons Possession Violations Referred For Disciplinary Action	2010	0	0	0	0	0

\* Crime In The Residential Facilities Column Are Included In The On-Campus Category.



## Middle Tennessee School of Anesthesia - Madison 2010

Offense	Year	On Campus Property	*Residential Facilities	Non Campus Property	Public Property	Optional Total
Murder / Non-Negligent Manslaughter	2010	0	0	0	0	0
Negligent Manslaughter	2010	0	0	0	0	0
Sex Offenses, Forcible	2010	0	0	0	0	0
Sex Offenses, Non-Forcible	2010	0	0	0	0	0
Robbery	2010	0	0	0	0	0
Aggravated Assault	2010	0	0	0	0	0
Burglary	2010	0	0	0	0	0
Motor Vehicle Theft	2010	0	0	0	0	0
Arson	2010	0	0	0	0	0
Liquor Law Arrests	2010	0	0	0	0	0
Liquor Law Violations Referred For Disciplinary Action	2010	0	0	0	0	0
Drug Law Arrests	2010	0	0	0	0	0
Drug Law Violations Referred For Disciplinary Action	2010	0	0	0	0	0
Illegal Weapons Possession Arrests	2010	0	0	0	0	0
Illegal Weapons Possession Violations Referred For Disciplinary Action	2010	0	0	0	0	0

**\* Crime In The Residential Facilities Column Are Included In The On-Campus Category.**



## Miller-Motte Technical College - Chattanooga 2010

Offense	Year	On Campus Property	*Residential Facilities	Non Campus Property	Public Property	Optional Total
Murder / Non-Negligent Manslaughter	2010	0	0	0	0	0
Negligent Manslaughter	2010	0	0	0	0	0
Sex Offenses, Forcible	2010	0	0	0	0	0
Sex Offenses, Non-Forcible	2010	0	0	0	0	0
Robbery	2010	0	0	0	0	0
Aggravated Assault	2010	0	0	0	0	0
Burglary	2010	0	0	0	0	0
Motor Vehicle Theft	2010	1	0	0	0	1
Arson	2010	0	0	0	0	0
Liquor Law Arrests	2010	0	0	0	0	0
Liquor Law Violations Referred For Disciplinary Action	2010	0	0	0	0	0
Drug Law Arrests	2010	0	0	0	0	0
Drug Law Violations Referred For Disciplinary Action	2010	0	0	0	0	0
Illegal Weapons Possession Arrests	2010	0	0	0	0	0
Illegal Weapons Possession Violations Referred For Disciplinary Action	2010	0	0	0	0	0

\* Crime In The Residential Facilities Column Are Included In The On-Campus Category.





## Miller Motte Technical College - Clarksville 2010

Offense	Year	On Campus Property	*Residential Facilities	Non Campus Property	Public Property	Optional Total
Murder / Non-Negligent Manslaughter	2010	0	0	0	0	0
Negligent Manslaughter	2010	0	0	0	0	0
Sex Offenses, Forcible	2010	0	0	0	0	0
Sex Offenses, Non-Forcible	2010	0	0	0	0	0
Robbery	2010	0	0	0	0	0
Aggravated Assault	2010	0	0	0	0	0
Burglary	2010	0	0	0	0	0
Motor Vehicle Theft	2010	0	0	0	0	0
Arson	2010	0	0	0	0	0
Liquor Law Arrests	2010	0	0	0	0	0
Liquor Law Violations Referred For Disciplinary Action	2010	0	0	0	0	0
Drug Law Arrests	2010	0	0	0	0	0
Drug Law Violations Referred For Disciplinary Action	2010	0	0	0	0	0
Illegal Weapons Possession Arrests	2010	0	0	0	0	0
Illegal Weapons Possession Violations Referred For Disciplinary Action	2010	0	0	0	0	0

\* Crime In The Residential Facilities Column Are Included In The On-Campus Category.



## Miller-Motte Technical College - Goodlettsville 2010

Offense	Year	On Campus Property	*Residential Facilities	Non Campus Property	Public Property	Optional Total
Murder / Non-Negligent Manslaughter	2010	0	0	0	0	0
Negligent Manslaughter	2010	0	0	0	0	0
Sex Offenses, Forcible	2010	0	0	0	0	0
Sex Offenses, Non-Forcible	2010	0	0	0	0	0
Robbery	2010	0	0	0	0	0
Aggravated Assault	2010	0	0	0	0	0
Burglary	2010	0	0	0	0	0
Motor Vehicle Theft	2010	0	0	0	0	0
Arson	2010	0	0	0	0	0
Liquor Law Arrests	2010	0	0	0	0	0
Liquor Law Violations Referred For Disciplinary Action	2010	0	0	0	0	0
Drug Law Arrests	2010	0	0	0	0	0
Drug Law Violations Referred For Disciplinary Action	2010	0	0	0	0	0
Illegal Weapons Possession Arrests	2010	0	0	0	0	0
Illegal Weapons Possession Violations Referred For Disciplinary Action	2010	0	0	0	0	0
* Crime In The Residential Facilities Column Are Included In The On-Campus Category.						



## Nashville Auto Diesel College - Nashville 2010

Offense	Year	On Campus Property	*Residential Facilities	Non Campus Property	Public Property	Optional Total
Murder / Non-Negligent Manslaughter	2010	0	0	0	0	0
Negligent Manslaughter	2010	0	0	0	0	0
Sex Offenses, Forcible	2010	0	0	0	0	0
Sex Offenses, Non-Forcible	2010	0	0	0	0	0
Robbery	2010	0	0	0	0	0
Aggravated Assault	2010	0	0	0	0	0
Burglary	2010	57	44	2	0	59
Motor Vehicle Theft	2010	3	0	1	0	4
Arson	2010	0	0	0	0	0
Liquor Law Arrests	2010	0	0	0	0	0
Liquor Law Violations Referred For Disciplinary Action	2010	66	54	1	0	67
Drug Law Arrests	2010	0	0	0	0	0
Drug Law Violations Referred For Disciplinary Action	2010	47	45	0	0	47
Illegal Weapons Possession Arrests	2010	0	0	0	0	0
Illegal Weapons Possession Violations Referred For Disciplinary Action	2010	0	0	0	0	0

\* Crime In The Residential Facilities Column Are Included In The On-Campus Category.



## Nashville College of Medical Careers - Madison 2010

Offense	Year	On Campus Property	*Residential Facilities	Non Campus Property	Public Property	Optional Total
Murder / Non-Negligent Manslaughter	2010	0	0	0	0	0
Negligent Manslaughter	2010	0	0	0	0	0
Sex Offenses, Forcible	2010	0	0	0	0	0
Sex Offenses, Non-Forcible	2010	0	0	0	0	0
Robbery	2010	0	0	0	0	0
Aggravated Assault	2010	0	0	0	0	0
Burglary	2010	0	0	0	0	0
Motor Vehicle Theft	2010	0	0	0	0	0
Arson	2010	0	0	0	0	0
Liquor Law Arrests	2010	0	0	0	0	0
Liquor Law Violations Referred For Disciplinary Action	2010	0	0	0	0	0
Drug Law Arrests	2010	0	0	0	0	0
Drug Law Violations Referred For Disciplinary Action	2010	0	0	0	0	0
Illegal Weapons Possession Arrests	2010	0	0	0	0	0
Illegal Weapons Possession Violations Referred For Disciplinary Action	2010	0	0	0	0	0

\* Crime In The Residential Facilities Column Are Included In The On-Campus Category.



## National College of Business & Technology - Bartlett 2010

Offense	Year	On Campus Property	*Residential Facilities	Non Campus Property	Public Property	Optional Total
Murder / Non-Negligent Manslaughter	2010	0	0	0	0	0
Negligent Manslaughter	2010	0	0	0	0	0
Sex Offenses, Forcible	2010	0	0	0	0	0
Sex Offenses, Non-Forcible	2010	0	0	0	0	0
Robbery	2010	0	0	0	0	0
Aggravated Assault	2010	0	0	0	0	0
Burglary	2010	0	0	0	0	0
Motor Vehicle Theft	2010	0	0	0	0	0
Arson	2010	0	0	0	0	0
Liquor Law Arrests	2010	0	0	0	0	0
Liquor Law Violations Referred For Disciplinary Action	2010	0	0	0	0	0
Drug Law Arrests	2010	0	0	0	0	0
Drug Law Violations Referred For Disciplinary Action	2010	0	0	0	0	0
Illegal Weapons Possession Arrests	2010	0	0	0	0	0
Illegal Weapons Possession Violations Referred For Disciplinary Action	2010	0	0	0	0	0

**\* Crime In The Residential Facilities Column Are Included In The On-Campus Category.**



## National College of Business & Technology - Bristol 2010

Offense	Year	On Campus Property	*Residential Facilities	Non Campus Property	Public Property	Optional Total
Murder / Non-Negligent Manslaughter	2010	0	0	0	0	0
Negligent Manslaughter	2010	0	0	0	0	0
Sex Offenses, Forcible	2010	0	0	0	0	0
Sex Offenses, Non-Forcible	2010	0	0	0	0	0
Robbery	2010	0	0	0	0	0
Aggravated Assault	2010	0	0	0	0	0
Burglary	2010	0	0	0	0	0
Motor Vehicle Theft	2010	0	0	0	0	0
Arson	2010	0	0	0	0	0
Liquor Law Arrests	2010	0	0	0	0	0
Liquor Law Violations Referred For Disciplinary Action	2010	0	0	0	0	0
Drug Law Arrests	2010	0	0	0	0	0
Drug Law Violations Referred For Disciplinary Action	2010	0	0	0	0	0
Illegal Weapons Possession Arrests	2010	0	0	0	0	0
Illegal Weapons Possession Violations Referred For Disciplinary Action	2010	0	0	0	0	0

\* Crime In The Residential Facilities Column Are Included In The On-Campus Category.



## National College of Business & Technology - Knoxville 2010

Offense	Year	On Campus Property	*Residential Facilities	Non Campus Property	Public Property	Optional Total
Murder / Non-Negligent Manslaughter	2010	0	0	0	0	0
Negligent Manslaughter	2010	0	0	0	0	0
Sex Offenses, Forcible	2010	0	0	0	0	0
Sex Offenses, Non-Forcible	2010	0	0	0	0	0
Robbery	2010	0	0	0	0	0
Aggravated Assault	2010	0	0	0	0	0
Burglary	2010	0	0	0	0	0
Motor Vehicle Theft	2010	0	0	0	0	0
Arson	2010	0	0	0	0	0
Liquor Law Arrests	2010	0	0	0	0	0
Liquor Law Violations Referred For Disciplinary Action	2010	0	0	0	0	0
Drug Law Arrests	2010	0	0	0	0	0
Drug Law Violations Referred For Disciplinary Action	2010	0	0	0	0	0
Illegal Weapons Possession Arrests	2010	0	0	0	0	0
Illegal Weapons Possession Violations Referred For Disciplinary Action	2010	0	0	0	0	0

\* Crime In The Residential Facilities Column Are Included In The On-Campus Category.



## National College of Business & Technology - Madison 2010

Offense	Year	On Campus Property	*Residential Facilities	Non Campus Property	Public Property	Optional Total
Murder / Non-Negligent Manslaughter	2010	0	0	0	0	0
Negligent Manslaughter	2010	0	0	0	0	0
Sex Offenses, Forcible	2010	0	0	0	0	0
Sex Offenses, Non-Forcible	2010	0	0	0	0	0
Robbery	2010	0	0	0	0	0
Aggravated Assault	2010	0	0	0	0	0
Burglary	2010	0	0	0	0	0
Motor Vehicle Theft	2010	0	0	0	0	0
Arson	2010	0	0	0	0	0
Liquor Law Arrests	2010	0	0	0	0	0
Liquor Law Violations Referred For Disciplinary Action	2010	0	0	0	0	0
Drug Law Arrests	2010	0	0	0	0	0
Drug Law Violations Referred For Disciplinary Action	2010	0	0	0	0	0
Illegal Weapons Possession Arrests	2010	0	0	0	0	0
Illegal Weapons Possession Violations Referred For Disciplinary Action	2010	0	0	0	0	0
<b>* Crime In The Residential Facilities Column Are Included In The On-Campus Category.</b>						





## National College of Business and Technology - Memphis 2010

Offense	Year	On Campus Property	*Residential Facilities	Non Campus Property	Public Property	Optional Total
Murder / Non-Negligent Manslaughter	2010	0	0	0	0	0
Negligent Manslaughter	2010	0	0	0	0	0
Sex Offenses, Forcible	2010	0	0	0	0	0
Sex Offenses, Non-Forcible	2010	0	0	0	0	0
Robbery	2010	0	0	0	0	0
Aggravated Assault	2010	0	0	0	0	0
Burglary	2010	0	0	0	0	0
Motor Vehicle Theft	2010	0	0	0	0	0
Arson	2010	0	0	0	0	0
Liquor Law Arrests	2010	0	0	0	0	0
Liquor Law Violations Referred For Disciplinary Action	2010	0	0	0	0	0
Drug Law Arrests	2010	0	0	0	0	0
Drug Law Violations Referred For Disciplinary Action	2010	0	0	0	0	0
Illegal Weapons Possession Arrests	2010	0	0	0	0	0
Illegal Weapons Possession Violations Referred For Disciplinary Action	2010	0	0	0	0	0

\* Crime In The Residential Facilities Column Are Included In The On-Campus Category.



## National College of Business & Technology - Nashville 2010

Offense	Year	On Campus Property	*Residential Facilities	Non Campus Property	Public Property	Optional Total
Murder / Non-Negligent Manslaughter	2010	0	0	0	0	0
Negligent Manslaughter	2010	0	0	0	0	0
Sex Offenses, Forcible	2010	0	0	0	0	0
Sex Offenses, Non-Forcible	2010	0	0	0	0	0
Robbery	2010	0	0	0	0	0
Aggravated Assault	2010	0	0	0	0	0
Burglary	2010	0	0	0	0	0
Motor Vehicle Theft	2010	0	0	0	0	0
Arson	2010	0	0	0	0	0
Liquor Law Arrests	2010	0	0	0	0	0
Liquor Law Violations Referred For Disciplinary Action	2010	0	0	0	0	0
Drug Law Arrests	2010	0	0	0	0	0
Drug Law Violations Referred For Disciplinary Action	2010	0	0	0	0	0
Illegal Weapons Possession Arrests	2010	0	0	0	0	0
Illegal Weapons Possession Violations Referred For Disciplinary Action	2010	0	0	0	0	0

**\* Crime In The Residential Facilities Column Are Included In The On-Campus Category.**



## North Central Institute - Clarksville 2010

Offense	Year	On Campus Property	*Residential Facilities	Non Campus Property	Public Property	Optional Total
Murder / Non-Negligent Manslaughter	2010	0	0	0	0	0
Negligent Manslaughter	2010	0	0	0	0	0
Sex Offenses, Forcible	2010	0	0	0	0	0
Sex Offenses, Non-Forcible	2010	0	0	0	0	0
Robbery	2010	0	0	0	0	0
Aggravated Assault	2010	0	0	0	0	0
Burglary	2010	0	0	0	0	0
Motor Vehicle Theft	2010	0	0	0	0	0
Arson	2010	0	0	0	0	0
Liquor Law Arrests	2010	0	0	0	0	0
Liquor Law Violations Referred For Disciplinary Action	2010	0	0	0	0	0
Drug Law Arrests	2010	0	0	0	0	0
Drug Law Violations Referred For Disciplinary Action	2010	0	0	0	0	0
Illegal Weapons Possession Arrests	2010	0	0	0	0	0
Illegal Weapons Possession Violations Referred For Disciplinary Action	2010	0	0	0	0	0

\* Crime In The Residential Facilities Column Are Included In The On-Campus Category.



## Nossi College of Art - Goodlettsville 2010

Offense	Year	On Campus Property	*Residential Facilities	Non Campus Property	Public Property	Optional Total
Murder / Non-Negligent Manslaughter	2010	0	0	0	0	0
Negligent Manslaughter	2010	0	0	0	0	0
Sex Offenses, Forcible	2010	0	0	0	0	0
Sex Offenses, Non-Forcible	2010	0	0	0	0	0
Robbery	2010	0	0	0	0	0
Aggravated Assault	2010	0	0	0	0	0
Burglary	2010	0	0	0	0	0
Motor Vehicle Theft	2010	0	0	0	0	0
Arson	2010	0	0	0	0	0
Liquor Law Arrests	2010	0	0	0	0	0
Liquor Law Violations Referred For Disciplinary Action	2010	0	0	0	0	0
Drug Law Arrests	2010	0	0	0	0	0
Drug Law Violations Referred For Disciplinary Action	2010	0	0	0	0	0
Illegal Weapons Possession Arrests	2010	0	0	0	0	0
Illegal Weapons Possession Violations Referred For Disciplinary Action	2010	0	0	0	0	0

\* Crime In The Residential Facilities Column Are Included In The On-Campus Category.



## O'More College of Design - Franklin 2010

Offense	Year	On Campus Property	*Residential Facilities	Non Campus Property	Public Property	Optional Total
Murder / Non-Negligent Manslaughter	2010	0	0	0	0	0
Negligent Manslaughter	2010	0	0	0	0	0
Sex Offenses, Forcible	2010	0	0	0	0	0
Sex Offenses, Non-Forcible	2010	0	0	0	0	0
Robbery	2010	0	0	0	0	0
Aggravated Assault	2010	0	0	0	0	0
Burglary	2010	0	0	0	0	0
Motor Vehicle Theft	2010	0	0	0	0	0
Arson	2010	0	0	0	0	0
Liquor Law Arrests	2010	0	0	0	0	0
Liquor Law Violations Referred For Disciplinary Action	2010	0	0	0	0	0
Drug Law Arrests	2010	0	0	0	0	0
Drug Law Violations Referred For Disciplinary Action	2010	0	0	0	0	0
Illegal Weapons Possession Arrests	2010	0	0	0	0	0
Illegal Weapons Possession Violations Referred For Disciplinary Action	2010	0	0	0	0	0

\* Crime In The Residential Facilities Column Are Included In The On-Campus Category.



## Remington College - Memphis 2010

Offense	Year	On Campus Property	*Residential Facilities	Non Campus Property	Public Property	Optional Total
Murder / Non-Negligent Manslaughter	2010	0	0	0	0	0
Negligent Manslaughter	2010	0	0	0	0	0
Sex Offenses, Forcible	2010	0	0	0	0	0
Sex Offenses, Non-Forcible	2010	0	0	0	0	0
Robbery	2010	0	0	0	0	0
Aggravated Assault	2010	0	0	0	0	0
Burglary	2010	0	0	0	0	0
Motor Vehicle Theft	2010	1	0	0	0	1
Arson	2010	0	0	0	0	0
Liquor Law Arrests	2010	0	0	0	0	0
Liquor Law Violations Referred For Disciplinary Action	2010	0	0	0	0	0
Drug Law Arrests	2010	0	0	0	0	0
Drug Law Violations Referred For Disciplinary Action	2010	0	0	0	0	0
Illegal Weapons Possession Arrests	2010	0	0	0	0	0
Illegal Weapons Possession Violations Referred For Disciplinary Action	2010	0	0	0	0	0

\* Crime In The Residential Facilities Column Are Included In The On-Campus Category.



## Remington College - Nashville 2010

Offense	Year	On Campus Property	*Residential Facilities	Non Campus Property	Public Property	Optional Total
Murder / Non-Negligent Manslaughter	2010	0	0	0	0	0
Negligent Manslaughter	2010	0	0	0	0	0
Sex Offenses, Forcible	2010	0	0	0	0	0
Sex Offenses, Non-Forcible	2010	0	0	0	0	0
Robbery	2010	0	0	0	0	0
Aggravated Assault	2010	0	0	0	0	0
Burglary	2010	0	0	0	0	0
Motor Vehicle Theft	2010	0	0	0	0	0
Arson	2010	0	0	0	0	0
Liquor Law Arrests	2010	0	0	0	0	0
Liquor Law Violations Referred For Disciplinary Action	2010	0	0	0	0	0
Drug Law Arrests	2010	0	0	0	0	0
Drug Law Violations Referred For Disciplinary Action	2010	0	0	0	0	0
Illegal Weapons Possession Arrests	2010	0	0	0	0	0
Illegal Weapons Possession Violations Referred For Disciplinary Action	2010	0	0	0	0	0

\* Crime In The Residential Facilities Column Are Included In The On-Campus Category.



## Richmont Graduate University - Chattanooga 2010

Offense	Year	On Campus Property	*Residential Facilities	Non Campus Property	Public Property	Optional Total
Murder / Non-Negligent Manslaughter	2010	0	0	0	0	0
Negligent Manslaughter	2010	0	0	0	0	0
Sex Offenses, Forcible	2010	0	0	0	0	0
Sex Offenses, Non-Forcible	2010	0	0	0	0	0
Robbery	2010	0	0	0	0	0
Aggravated Assault	2010	0	0	0	0	0
Burglary	2010	3	3	0	0	3
Motor Vehicle Theft	2010	0	0	0	0	0
Arson	2010	0	0	0	0	0
Liquor Law Arrests	2010	0	0	0	0	0
Liquor Law Violations Referred For Disciplinary Action	2010	0	0	0	0	0
Drug Law Arrests	2010	0	0	0	0	0
Drug Law Violations Referred For Disciplinary Action	2010	0	0	0	0	0
Illegal Weapons Possession Arrests	2010	0	0	0	0	0
Illegal Weapons Possession Violations Referred For Disciplinary Action	2010	0	0	0	0	0
<b>* Crime In The Residential Facilities Column Are Included In The On-Campus Category.</b>						





## South College - Knoxville 2010

Offense	Year	On Campus Property	*Residential Facilities	Non Campus Property	Public Property	Optional Total
Murder / Non-Negligent Manslaughter	2010	0	0	0	0	0
Negligent Manslaughter	2010	0	0	0	0	0
Sex Offenses, Forcible	2010	0	0	0	0	0
Sex Offenses, Non-Forcible	2010	0	0	0	0	0
Robbery	2010	0	0	0	0	0
Aggravated Assault	2010	0	0	0	0	0
Burglary	2010	0	0	0	0	0
Motor Vehicle Theft	2010	0	0	0	0	0
Arson	2010	0	0	0	0	0
Liquor Law Arrests	2010	0	0	0	0	0
Liquor Law Violations Referred For Disciplinary Action	2010	0	0	0	0	0
Drug Law Arrests	2010	0	0	0	0	0
Drug Law Violations Referred For Disciplinary Action	2010	0	0	0	0	0
Illegal Weapons Possession Arrests	2010	0	0	0	0	0
Illegal Weapons Possession Violations Referred For Disciplinary Action	2010	0	0	0	0	0
* Crime In The Residential Facilities Column Are Included In The On-Campus Category.						



## Strayer University - Knoxville Campus - Knoxville 2010

Offense	Year	On Campus Property	*Residential Facilities	Non Campus Property	Public Property	Optional Total
Murder / Non-Negligent Manslaughter	2010	0	0	0	0	0
Negligent Manslaughter	2010	0	0	0	0	0
Sex Offenses, Forcible	2010	0	0	0	0	0
Sex Offenses, Non-Forcible	2010	0	0	0	0	0
Robbery	2010	0	0	0	0	0
Aggravated Assault	2010	0	0	0	0	0
Burglary	2010	0	0	0	0	0
Motor Vehicle Theft	2010	0	0	0	0	0
Arson	2010	0	0	0	0	0
Liquor Law Arrests	2010	0	0	0	0	0
Liquor Law Violations Referred For Disciplinary Action	2010	0	0	0	0	0
Drug Law Arrests	2010	0	0	0	0	0
Drug Law Violations Referred For Disciplinary Action	2010	0	0	0	0	0
Illegal Weapons Possession Arrests	2010	0	0	0	0	0
Illegal Weapons Possession Violations Referred For Disciplinary Action	2010	0	0	0	0	0
<b>* Crime In The Residential Facilities Column Are Included In The On-Campus Category.</b>						



## Strayer University - Nashville 2010

Offense	Year	On Campus Property	*Residential Facilities	Non Campus Property	Public Property	Optional Total
Murder / Non-Negligent Manslaughter	2010	0	0	0	0	0
Negligent Manslaughter	2010	0	0	0	0	0
Sex Offenses, Forcible	2010	0	0	0	0	0
Sex Offenses, Non-Forcible	2010	0	0	0	0	0
Robbery	2010	0	0	0	0	0
Aggravated Assault	2010	0	0	0	0	0
Burglary	2010	2	0	0	0	2
Motor Vehicle Theft	2010	0	0	0	0	0
Arson	2010	0	0	0	0	0
Liquor Law Arrests	2010	0	0	0	0	0
Liquor Law Violations Referred For Disciplinary Action	2010	0	0	0	0	0
Drug Law Arrests	2010	0	0	0	0	0
Drug Law Violations Referred For Disciplinary Action	2010	0	0	0	0	0
Illegal Weapons Possession Arrests	2010	0	0	0	0	0
Illegal Weapons Possession Violations Referred For Disciplinary Action	2010	0	0	0	0	0
* Crime In The Residential Facilities Column Are Included In The On-Campus Category.						



## Strayer University - Shelby Oaks Campus - Memphis 2010

Offense	Year	On Campus Property	*Residential Facilities	Non Campus Property	Public Property	Optional Total
<b>Murder / Non-Negligent Manslaughter</b>	2010	0	0	0	0	0
<b>Negligent Manslaughter</b>	2010	0	0	0	0	0
<b>Sex Offenses, Forcible</b>	2010	0	0	0	0	0
<b>Sex Offenses, Non-Forcible</b>	2010	0	0	0	0	0
<b>Robbery</b>	2010	0	0	0	0	0
<b>Aggravated Assault</b>	2010	0	0	0	0	0
<b>Burglary</b>	2010	0	0	0	0	0
<b>Motor Vehicle Theft</b>	2010	0	0	0	0	0
<b>Arson</b>	2010	0	0	0	0	0
<b>Liquor Law Arrests</b>	2010	0	0	0	0	0
<b>Liquor Law Violations Referred For Disciplinary Action</b>	2010	0	0	0	0	0
<b>Drug Law Arrests</b>	2010	0	0	0	0	0
<b>Drug Law Violations Referred For Disciplinary Action</b>	2010	0	0	0	0	0
<b>Illegal Weapons Possession Arrests</b>	2010	0	0	0	0	0
<b>Illegal Weapons Possession Violations Referred For Disciplinary Action</b>	2010	0	0	0	0	0
<b>* Crime In The Residential Facilities Column Are Included In The On-Campus Category.</b>						



## Strayer University - Thousand Oaks Campus - Memphis 2010

Offense	Year	On Campus Property	*Residential Facilities	Non Campus Property	Public Property	Optional Total
Murder / Non-Negligent Manslaughter	2010	0	0	0	0	0
Negligent Manslaughter	2010	0	0	0	0	0
Sex Offenses, Forcible	2010	0	0	0	0	0
Sex Offenses, Non-Forcible	2010	0	0	0	0	0
Robbery	2010	0	0	0	0	0
Aggravated Assault	2010	0	0	0	0	0
Burglary	2010	2	0	0	0	2
Motor Vehicle Theft	2010	0	0	0	0	0
Arson	2010	0	0	0	0	0
Liquor Law Arrests	2010	0	0	0	0	0
Liquor Law Violations Referred For Disciplinary Action	2010	0	0	0	0	0
Drug Law Arrests	2010	0	0	0	0	0
Drug Law Violations Referred For Disciplinary Action	2010	0	0	0	0	0
Illegal Weapons Possession Arrests	2010	0	0	0	0	0
Illegal Weapons Possession Violations Referred For Disciplinary Action	2010	0	0	0	0	0

\* Crime In The Residential Facilities Column Are Included In The On-Campus Category.



## TechSkills - Nashville 2010

Offense	Year	On Campus Property	*Residential Facilities	Non Campus Property	Public Property	Optional Total
Murder / Non-Negligent Manslaughter	2010	0	0	0	0	0
Negligent Manslaughter	2010	0	0	0	0	0
Sex Offenses, Forcible	2010	0	0	0	0	0
Sex Offenses, Non-Forcible	2010	0	0	0	0	0
Robbery	2010	0	0	0	0	0
Aggravated Assault	2010	0	0	0	0	0
Burglary	2010	0	0	0	0	0
Motor Vehicle Theft	2010	0	0	0	0	0
Arson	2010	0	0	0	0	0
Liquor Law Arrests	2010	0	0	0	0	0
Liquor Law Violations Referred For Disciplinary Action	2010	0	0	0	0	0
Drug Law Arrests	2010	0	0	0	0	0
Drug Law Violations Referred For Disciplinary Action	2010	0	0	0	0	0
Illegal Weapons Possession Arrests	2010	0	0	0	0	0
Illegal Weapons Possession Violations Referred For Disciplinary Action	2010	0	0	0	0	0
* Crime In The Residential Facilities Column Are Included In The On-Campus Category.						



## University of Phoenix - Chattanooga 2010

Offense	Year	On Campus Property	*Residential Facilities	Non Campus Property	Public Property	Optional Total
Murder / Non-Negligent Manslaughter	2010	0	0	0	0	0
Negligent Manslaughter	2010	0	0	0	0	0
Sex Offenses, Forcible	2010	0	0	0	0	0
Sex Offenses, Non-Forcible	2010	0	0	0	0	0
Robbery	2010	0	0	0	0	0
Aggravated Assault	2010	0	0	0	0	0
Burglary	2010	0	0	0	0	0
Motor Vehicle Theft	2010	0	0	0	0	0
Arson	2010	0	0	0	0	0
Liquor Law Arrests	2010	0	0	0	0	0
Liquor Law Violations Referred For Disciplinary Action	2010	0	0	0	0	0
Drug Law Arrests	2010	0	0	0	0	0
Drug Law Violations Referred For Disciplinary Action	2010	0	0	0	0	0
Illegal Weapons Possession Arrests	2010	0	0	0	0	0
Illegal Weapons Possession Violations Referred For Disciplinary Action	2010	0	0	0	0	0

\* Crime In The Residential Facilities Column Are Included In The On-Campus Category.



## University of Phoenix – Clarksville 2010

Offense	Year	On Campus Property	*Residential Facilities	Non Campus Property	Public Property	Optional Total
Murder / Non-Negligent Manslaughter	2010	0	0	0	0	0
Negligent Manslaughter	2010	0	0	0	0	0
Sex Offenses, Forcible	2010	0	0	0	0	0
Sex Offenses, Non-Forcible	2010	0	0	0	0	0
Robbery	2010	0	0	0	0	0
Aggravated Assault	2010	0	0	0	0	0
Burglary	2010	0	0	0	0	0
Motor Vehicle Theft	2010	0	0	0	0	0
Arson	2010	0	0	0	0	0
Liquor Law Arrests	2010	0	0	0	0	0
Liquor Law Violations Referred For Disciplinary Action	2010	0	0	0	0	0
Drug Law Arrests	2010	0	0	0	0	0
Drug Law Violations Referred For Disciplinary Action	2010	0	0	0	0	0
Illegal Weapons Possession Arrests	2010	0	0	0	0	0
Illegal Weapons Possession Violations Referred For Disciplinary Action	2010	0	0	0	0	0

\* Crime In The Residential Facilities Column Are Included In The On-Campus Category.





## University of Phoenix - Franklin 2010

Offense	Year	On Campus Property	*Residential Facilities	Non Campus Property	Public Property	Optional Total
Murder / Non-Negligent Manslaughter	2010	0	0	0	0	0
Negligent Manslaughter	2010	0	0	0	0	0
Sex Offenses, Forcible	2010	0	0	0	0	0
Sex Offenses, Non-Forcible	2010	0	0	0	0	0
Robbery	2010	0	0	0	0	0
Aggravated Assault	2010	0	0	0	0	0
Burglary	2010	0	0	0	0	0
Motor Vehicle Theft	2010	0	0	0	0	0
Arson	2010	0	0	0	0	0
Liquor Law Arrests	2010	0	0	0	0	0
Liquor Law Violations Referred For Disciplinary Action	2010	0	0	0	0	0
Drug Law Arrests	2010	0	0	0	0	0
Drug Law Violations Referred For Disciplinary Action	2010	0	0	0	0	0
Illegal Weapons Possession Arrests	2010	0	0	0	0	0
Illegal Weapons Possession Violations Referred For Disciplinary Action	2010	0	0	0	0	0
* Crime In The Residential Facilities Column Are Included In The On-Campus Category.						



## University of Phoenix - Memphis - Cordova 2010

Offense	Year	On Campus Property	*Residential Facilities	Non Campus Property	Public Property	Optional Total
Murder / Non-Negligent Manslaughter	2010	0	0	0	0	0
Negligent Manslaughter	2010	0	0	0	0	0
Sex Offenses, Forcible	2010	0	0	0	0	0
Sex Offenses, Non-Forcible	2010	0	0	0	0	0
Robbery	2010	0	0	0	0	0
Aggravated Assault	2010	0	0	0	0	0
Burglary	2010	0	0	0	0	0
Motor Vehicle Theft	2010	1	0	0	0	1
Arson	2010	0	0	0	0	0
Liquor Law Arrests	2010	0	0	0	0	0
Liquor Law Violations Referred For Disciplinary Action	2010	0	0	0	0	0
Drug Law Arrests	2010	0	0	0	0	0
Drug Law Violations Referred For Disciplinary Action	2010	0	0	0	0	0
Illegal Weapons Possession Arrests	2010	0	0	0	0	0
Illegal Weapons Possession Violations Referred For Disciplinary Action	2010	0	0	0	0	0

**\* Crime In The Residential Facilities Column Are Included In The On-Campus Category.**



## University of Phoenix - Murfreesboro 2010

Offense	Year	On Campus Property	*Residential Facilities	Non Campus Property	Public Property	Optional Total
Murder / Non-Negligent Manslaughter	2010	0	0	0	0	0
Negligent Manslaughter	2010	0	0	0	0	0
Sex Offenses, Forcible	2010	0	0	0	0	0
Sex Offenses, Non-Forcible	2010	0	0	0	0	0
Robbery	2010	0	0	0	0	0
Aggravated Assault	2010	0	0	0	0	0
Burglary	2010	0	0	0	0	0
Motor Vehicle Theft	2010	0	0	0	0	0
Arson	2010	0	0	0	0	0
Liquor Law Arrests	2010	0	0	0	0	0
Liquor Law Violations Referred For Disciplinary Action	2010	0	0	0	0	0
Drug Law Arrests	2010	0	0	0	0	0
Drug Law Violations Referred For Disciplinary Action	2010	0	0	0	0	0
Illegal Weapons Possession Arrests	2010	0	0	0	0	0
Illegal Weapons Possession Violations Referred For Disciplinary Action	2010	0	0	0	0	0

\* Crime In The Residential Facilities Column Are Included In The On-Campus Category.



## University of Phoenix - Nashville 2010

Offense	Year	On Campus Property	*Residential Facilities	Non Campus Property	Public Property	Optional Total
Murder / Non-Negligent Manslaughter	2010	0	0	0	0	0
Negligent Manslaughter	2010	0	0	0	0	0
Sex Offenses, Forcible	2010	0	0	0	0	0
Sex Offenses, Non-Forcible	2010	0	0	0	0	0
Robbery	2010	0	0	0	0	0
Aggravated Assault	2010	0	0	0	0	0
Burglary	2010	0	0	0	0	0
Motor Vehicle Theft	2010	0	0	0	0	0
Arson	2010	0	0	0	0	0
Liquor Law Arrests	2010	0	0	0	0	0
Liquor Law Violations Referred For Disciplinary Action	2010	0	0	0	0	0
Drug Law Arrests	2010	0	0	0	0	0
Drug Law Violations Referred For Disciplinary Action	2010	0	0	0	0	0
Illegal Weapons Possession Arrests	2010	0	0	0	0	0
Illegal Weapons Possession Violations Referred For Disciplinary Action	2010	0	0	0	0	0

\* Crime In The Residential Facilities Column Are Included In The On-Campus Category.



## Vatterott Career College - Memphis 2010

Offense	Year	On Campus Property	*Residential Facilities	Non Campus Property	Public Property	Optional Total
Murder / Non-Negligent Manslaughter	2010	0	0	0	0	0
Negligent Manslaughter	2010	0	0	0	0	0
Sex Offenses, Forcible	2010	0	0	0	0	0
Sex Offenses, Non-Forcible	2010	0	0	0	0	0
Robbery	2010	0	0	0	0	0
Aggravated Assault	2010	0	0	0	0	0
Burglary	2010	0	0	0	1	1
Motor Vehicle Theft	2010	0	0	0	0	0
Arson	2010	0	0	0	0	0
Liquor Law Arrests	2010	0	0	0	0	0
Liquor Law Violations Referred For Disciplinary Action	2010	0	0	0	0	0
Drug Law Arrests	2010	0	0	0	0	0
Drug Law Violations Referred For Disciplinary Action	2010	0	0	0	0	0
Illegal Weapons Possession Arrests	2010	0	0	0	0	0
Illegal Weapons Possession Violations Referred For Disciplinary Action	2010	0	0	0	0	0
* Crime In The Residential Facilities Column Are Included In The On-Campus Category.						



## West Tennessee Business College - Jackson 2010

Offense	Year	On Campus Property	*Residential Facilities	Non Campus Property	Public Property	Optional Total
<b>Murder / Non-Negligent Manslaughter</b>	2010	0	0	0	0	0
<b>Negligent Manslaughter</b>	2010	0	0	0	0	0
<b>Sex Offenses, Forcible</b>	2010	0	0	0	0	0
<b>Sex Offenses, Non-Forcible</b>	2010	0	0	0	0	0
<b>Robbery</b>	2010	0	0	0	0	0
<b>Aggravated Assault</b>	2010	0	0	0	0	0
<b>Burglary</b>	2010	0	0	0	0	0
<b>Motor Vehicle Theft</b>	2010	0	0	0	0	0
<b>Arson</b>	2010	0	0	0	0	0
<b>Liquor Law Arrests</b>	2010	0	0	0	0	0
<b>Liquor Law Violations Referred For Disciplinary Action</b>	2010	0	0	0	0	0
<b>Drug Law Arrests</b>	2010	0	0	0	0	0
<b>Drug Law Violations Referred For Disciplinary Action</b>	2010	0	0	0	0	0
<b>Illegal Weapons Possession Arrests</b>	2010	0	0	0	0	0
<b>Illegal Weapons Possession Violations Referred For Disciplinary Action</b>	2010	0	0	0	0	0
<b>* Crime In The Residential Facilities Column Are Included In The On-Campus Category.</b>						



# **TIBRS Group A Offense Definitions**

## **1. Arson (200)**

Definition – To unlawfully and intentionally damage, or attempt to damage, any real or personal property by fire or incendiary device.

## **2. Assault Offenses**

Definition – An unlawful attack by one person upon another.

### **A. Aggravated Assault (13A)**

Definition – An unlawful attack by one person upon another wherein the offender uses a weapon or displays it in a threatening manner, or the victim suffers obvious severe or aggravated bodily injury involving apparent broken bones, loss of teeth, possible internal injury, severe laceration or loss of consciousness.

### **B. Simple Assault (13B)**

Definition – An unlawful physical attack by one person upon another where neither the offender displays a weapon, nor the victim suffers obvious severe or aggravated bodily injury involving apparent broken bones, loss of teeth, possible internal injury, severe laceration or loss of consciousness.

### **C. Intimidation (13C)**

Definition – To unlawfully place another person in reasonable fear of bodily harm through the use of threatening words and/or other conduct, but without displaying a weapon or subjecting the victim to actual physical attack.

## **D. Stalking (13D)**

Definition – To intentionally and repeatedly follow or harass another person in such a manner as would cause that person to be in reasonable fear of being assaulted, suffering bodily injury or death.

### **3. Bribery (510)**

Definition – The offering, giving receiving or soliciting of any thing of value (i.e., a bribe, gratuity or kickback) to sway the judgment or action of a person in a position of trust or influence.

### **4. Burglary/Breaking and Entering (220)**

Definition – The unlawful entry into a building or other structure with the intent to commit a felony or a theft.

### **5. Counterfeiting/Forgery (250)**

Definition – The altering, copying or imitation of something, without authority or right, with the intent to deceive or defraud by passing the copy or thing altered or imitated as that which is original or genuine; or the selling, buying or possession of an altered, copied or imitated thing with the intent to deceive or defraud.

### **6. Vandalism Intentional Destruction/Damage of Property (290)**

Definition – To willfully or maliciously destroy, damage, deface or otherwise injure real or personal property without the consent of the owner or the person having custody or control of it.

### **7. Drug/Narcotic Offenses**

Definition – The violation of laws prohibiting the production, distribution, and/or use of certain controlled substances and the equipment or devices utilized in their preparation and/or use.



### **A. Drug/Narcotic Violations (35A)**

Definition – The unlawful cultivation, manufacture, distribution, sale, purchase, use, possession, transportation or importation of any controlled drug or narcotic substance.

### **B. Drug Equipment Violations (35B)**

Definition – The unlawful manufacture, sale, purchase, possession or transportation of equipment or devices utilized in preparing and/or using drugs or narcotics.

## **8. Embezzlement (270)**

Definition – The unlawful misappropriation by an offender to his/her own use or purpose or money, property, or some other thing of value entrusted to his/her care, custody or control.

## **9. Extortion/Blackmail (210)**

Definition – To unlawfully obtain money, property, or any other thing of value, either tangible or intangible, through the use or threat of force, misuse of authority, threat of criminal prosecution, threat of destruction of reputation or social standing or through other coercive means.

## **10. Fraud Offenses**

Definition – The intentional perversion of the truth for the purpose of inducing another person or other entity in reliance upon it to part with some thing of value or surrender a legal right.

### **A. False Pretenses/Swindle/Confidence Game (26A)**

Definition – The intentional misrepresentation of existing facts or conditions, or the use of some other deceptive scheme or device to obtain money, goods, or other things of value.

## **B. Credit Card/Automatic Teller Machine Fraud (26B)**

Definition – The unlawful use of a credit or debit card or automatic teller machine for fraudulent purposes.

## **C. Impersonation (26C)**

Definition – Falsely representing one's identity or position, and acting in the character or position thus unlawfully assumed, to deceive others and thereby gain a profit or advantage, enjoy some right or privilege, or subject another person or entity to an expense, charge, or liability which would not have otherwise been incurred.

## **D. Welfare Fraud (26D)**

Definition – The use of deceitful statements, practices or devices to unlawfully obtain welfare benefits.

## **E. Wire Fraud (26E)**

Definition – The use of an electric or electronic communications facility to intentionally transmit a false and/or deceptive message in furtherance of a fraudulent activity.

# **11. Gambling Offenses**

Definition – To unlawfully bet or wager money or something else of value; assist, promote or operate a game of chance for money or some other stake; possess or transmit wagering information; manufacture, sell, purchase, possess or transport gambling equipment, devices or goods; or tamper with the outcome of a sporting event or contest to gain a gambling advantage.

## **A. Betting/Wagering (39A)**

Definition – To unlawfully stake money or something else of value on the happening of an uncertain event or on the ascertainment of a fact in dispute.

### **B. Operating/Promoting/Assisting Gambling (39B)**

Definition – To unlawfully operate, promote or assist in the operation of a game of chance, lottery or other gambling activity.

### **C. Gambling Equipment Violations (39C)**

Definition – To unlawfully manufacture, sell, buy, possess or transport equipment, devices and/or goods used for gambling purposes.

### **D. Sports Tampering (39D)**

Definition – To unlawfully alter, meddle in or otherwise interfere with a sporting contest or event for the purpose of gaining a gambling advantage.

## **12. Homicide Offenses**

### **A. Murder and Nonnegligent Manslaughter (09A)**

Definition – The willful (nonnegligent) killing of one human being by another.

### **B. Negligent Manslaughter (09B)**

Definition – The killing of another person through negligence.

### **C. Justifiable Homicide (09C)**

Definition – The killing of a perpetrator of a serious criminal offense by a peace officer in the line of duty; or the killing, during the commission of a serious criminal offense, of the perpetrator by a private individual.

\* Justifiable homicide is not an actual offense and is not included in an agency's crime counts. Justifiable Homicide is not considered a crime.

### **13. Kidnapping/Abduction (100)**

Definition – The unlawful seizure, transportation, and/or detention of a person against his/her will, or of a minor without the consent of his/her custodial parent(s) or legal guardian.

### **14. Larceny/Theft Offenses**

Definition – The unlawful taking, carrying, leading or riding away of property from the possession, or constructive possession, of another person.

#### **A. Pocket-Picking (23A)**

Definition – The theft of articles from another person’s physical possession by stealth where the victim does not become immediately aware of the theft.

#### **B. Purse Snatching (23B)**

Definition – The grabbing or snatching of a purse, handbag, etc., from the physical possession of another person.

#### **C. Shoplifting (23C)**

Definition – The theft, by someone other than an employee of the victim, of goods or merchandise exposed for sale.

#### **D. Theft from a Building (23D)**

Definition – A theft from within a building which is either open to the general public or where the offender has legal access.

#### **E. Theft from Coin-Operated Machine or Device (23E)**

Definition – A theft from a machine or device which is operated or activated by the use of coins.

### **F. Theft from Motor Vehicle (23F)**

Definition – The theft of articles from a motor vehicle, whether locked or unlocked.

### **G. Theft of Motor Vehicle Parts or Accessories (23G)**

Definition – The theft of any part or accessory affixed to the interior or exterior of a motor vehicle in a manner which would make the item an attachment of the vehicle or necessary for its operation.

### **H. All Other Larceny (23H)**

Definition – All thefts which do not fit any of the definitions of the specific subcategories of Larceny/Theft listed above.

## **15. Motor Vehicle Theft (240)**

Definition – The theft of a motor vehicle.

## **16. Pornography/Obscene Material (370)**

Definition – The violation of laws or ordinances prohibiting the manufacture, publishing, sale, purchase or possession of sexually explicit material, e.g., literature, photographs, etc.

## **17. Prostitution Offenses**

### **A. Prostitution (40A)**

Definition – To unlawfully engage in sexual relations for profit.

## **B. Assisting or Promoting Prostitution (40B)**

Definition – To solicit customers or transport persons for prostitution purposes; to own, manage or operate a dwelling or other establishment for the purpose of providing a place where prostitution is performed; or to otherwise assist or promote prostitution.

## **18. Robbery (120)**

Definition – The taking, or attempting to take, anything of value under confrontational circumstance from the control, custody or care of another person by force or threat of force or violence, and/or by putting the victim in fear of immediate harm.

## **19. Sex Offenses, Forcible**

### **A. Forcible Rape (11A)**

Definition – The carnal knowledge of a person, forcibly and/or against that person's will; or not forcibly or against the person's will where the victim is incapable of giving consent because of his/her youth or because of his/her temporary or permanent mental or physical incapacity.

### **B. Forcible Sodomy (11B)**

Definition – Oral or anal sexual intercourse with another person, forcibly and/or against that person's will; or not forcibly or against the person's will where the victim is incapable of giving consent because of his/her youth or because of his/her temporary or permanent mental or physical incapacity.

### **C. Sexual Assault With An Object (11C)**

Definition – To use an object or instrument to unlawfully penetrate, however slightly, the genital or anal opening of the body of another person, forcibly and/or against that person's will; or not forcibly or against the person's will where the victim is incapable of giving consent because of his/her youth or his/her temporary or permanent mental or physical incapacity.

### **D. Forcible Fondling (11D)**

Definition – The touching of the private body parts of another person for the purpose of sexual gratification, forcibly and/or against that person’s will; or not forcibly or against the person’s will where the victim is incapable of giving consent because of his/her youth or because of his/her temporary or permanent mental or physical incapacity.

## **20. Sex Offenses, Nonforcible**

Definition – Unlawful, Nonforcible sexual intercourse.

### **A. Incest (36A)**

Definition – Nonforcible sexual intercourse between persons who are related to each other within the degrees wherein marriage is prohibited by law.

### **B. Statutory Rape (36B)**

Definition – Nonforcible sexual intercourse with a person who is under the statutory age of consent.

Note: By Tennessee Statute the victim must be between ages 13-17 and the offender must be at least four years older than the victim for an offense to be classified as Statutory Rape.

## **21. Stolen Property Offense (280)**

Definition – Receiving, buying, selling, possessing, concealing or transporting any property with the knowledge that it has been unlawfully taken, as by burglary, embezzlement, fraud, larceny, robbery, etc.

## **22. Weapon Law Violations (520)**

Definition – The violation of laws or ordinances prohibiting the manufacture, sale, purchase, transportation, possession, concealment or use of firearms, cutting instruments, explosives, incendiary devices or other deadly weapons. This category includes violations such as the manufacture, sale or possession of deadly weapons; carrying deadly weapons, concealed or openly; using, manufacturing, etc., silencers; and furnishing deadly weapons to minors.

# **TIBRS Group B Offense Definitions**

There are eleven Group B offense categories and they encompass all of the crimes which are not Group A offenses, with the exception of most traffic offenses which TIBRS does not collect information on.

## **1. Bad Checks (90A)**

Definition – Knowingly and intentionally writing and/or negotiating checks drawn against insufficient or nonexistent funds.

## **2. Curfew/Loitering/Vagrancy Violations (90B)**

Definition – The violation of a court order, regulation, ordinance or law requiring the withdrawal of persons from the streets or other specified areas; prohibiting persons from remaining in an area or place in an idle or aimless manner; or prohibiting persons from going from place to place without visible means of support.

## **3. Disorderly Conduct (90C)**

Definition – Any behavior that tends to disturb the public peace or decorum, scandalize the community or shock the public sense of morality.

## **4. Driving Under the Influence (90D)**

Definition – Driving or operating a motor vehicle or common carrier while mentally or physically impaired as the result of consuming an alcoholic beverage or using a drug or narcotic.

## **5. Drunkenness (90E)**

Definition – To drink alcoholic beverages to the extent that one's mental faculties and physical coordination are substantially impaired.



## **6. Family Offense, Nonviolent (90F)**

Definition – Unlawful, nonviolent acts by a family member (or legal guardian) which threaten the physical, mental or economic well-being or morals of another family member and which are not classifiable as other offenses, such as Assault, Incest, Statutory Rape, etc.

## **7. Liquor Law Violations (90G)**

Definition – The violation of laws or ordinances prohibiting the manufacture, sale, purchase, transportation, possession or use of alcoholic beverages.

## **8. Peeping Tom (90H)**

Definition – To secretly look through a window, doorway, keyhole or other aperture for the purpose of voyeurism.

## **9. Runaway (90I)**

Definition – A person under 18 years of age who has left home without the permission of his/her parent(s) or legal guardian.

## **10. Trespass of Real Property (90J)**

Definition – To unlawfully enter land, a dwelling or other real property.

## **11. All Other Offenses (90Z)**

Definition – All crimes which are not Group A offenses and not included in one of the specifically named Group B crime categories listed above.

Includes: Contempt of Court, Failure to Appear, Violation of Probation / Parole.



---

**Tennessee Bureau of Investigation**  
**March 2011**

---